

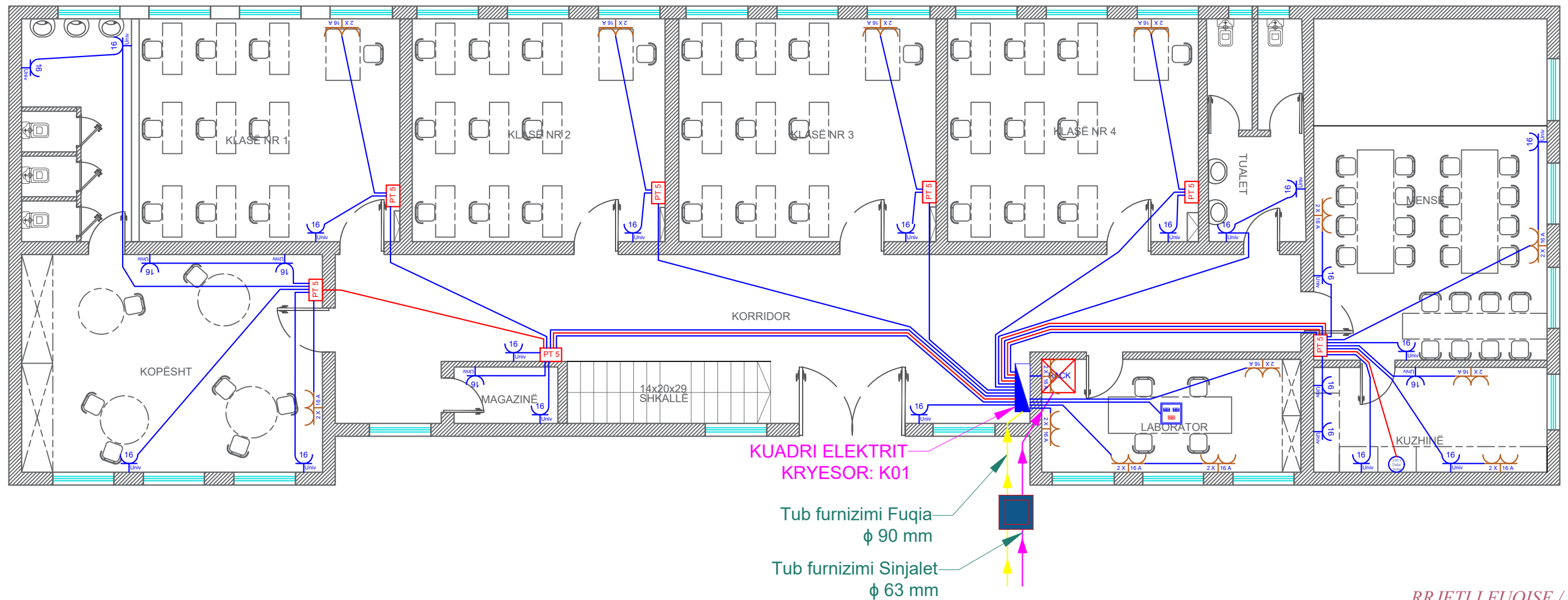
PROJEKT ELEKTRIK

"RIKONSTRUKSONI I SHKOLLËS 9-VJECARE
'DËSHMORËT E PESHKËPISË', NË FSHATIN
PESHKËPI, BASHKIA SELENICË"



INVESTITOR	VULA	EMERTIMI I PROJEKTIT	PROJEKTUES	VULA	GRUPI I PROJEKTIMIT	SHKALLA																				
BASHKIA SELENICË		<i>Rikonstruksion i shkolles 9-vjecare "Dëshmorët e Peshkëpisë", në fshatin Peshkëpi, Bashkia Selenicë.</i>	B.O.E "STATENG" SHPK Nr.Licence N.6965/4 & "HE&SK 11" SHPK Nr. Licence N.6703/18  		<table border="1"> <tr> <td>Arkitekt</td> <td>Inxh. Elektrik</td> </tr> <tr> <td>A.CELA</td> <td>B. HYSENI</td> </tr> <tr> <td>Inxh. Gjeodet</td> <td>Inxh. Mekanik</td> </tr> <tr> <td>E. LAMI</td> <td>M. SAKOLLI</td> </tr> <tr> <td>Inxh. Ndertimi</td> <td></td> </tr> <tr> <td>A. REFATLLARI</td> <td></td> </tr> </table>	Arkitekt	Inxh. Elektrik	A.CELA	B. HYSENI	Inxh. Gjeodet	Inxh. Mekanik	E. LAMI	M. SAKOLLI	Inxh. Ndertimi		A. REFATLLARI		<table border="1"> <tr> <td>Formati</td> <td>A3 L</td> </tr> <tr> <td>Fleta Nr.</td> <td>A-00</td> </tr> <tr> <td>Data</td> <td></td> </tr> <tr> <td colspan="2">TIRANË</td> </tr> </table>	Formati	A3 L	Fleta Nr.	A-00	Data		TIRANË	
Arkitekt	Inxh. Elektrik																									
A.CELA	B. HYSENI																									
Inxh. Gjeodet	Inxh. Mekanik																									
E. LAMI	M. SAKOLLI																									
Inxh. Ndertimi																										
A. REFATLLARI																										
Formati	A3 L																									
Fleta Nr.	A-00																									
Data																										
TIRANË																										

KATI 1



RRJETI I FUQISE / KATI 1

Legjenda

Simboli	Peshkrimi	Simboli	Peshkrimi	Simboli	Peshkrimi	Simboli	Peshkrimi
	Panel Elektrik		Kuti shperndarese Pt 5, H=25 cm		Pusete betoni 60x60x60 cm		Percjelles 3x2.5 mm + Tub Ø20
	Kuti 4M me 2 priza shuko, H=40 cm		Kuti shperndarese Pt 7, H=25 cm		Torroto ne dyshe me paisur me 4 priza shuko dhe 1 prize Rj45		Percjelles 3x4 mm + Tub Ø32
	Kuti 3M me 1 prize shuko 16A dhe 1 tape falco, H=40 cm		Kabell 4x70 mm + Tub Ø110		Aeroterme, 4 kw, 230 v		Percjelles 5x6 mm + Tub Ø32
	Kuti 3M me 1 dalje 230v per soben, H=40 cm						



INVESTITOR
BASHKIA SELENICË

VULA

EMERTIMI I PROJEKTIT

Rikonstrukcion i shkolles 9-vjecare "Dëshmorët e Peshkëpisë", në fshatin Peshkëpi, Bashkia Selenicë.

PROJEKTUES

B.O.E "STATENG" SHPK
Nr.Licence N.6965/4 & "HE&SK 11" SHPK
Nr. Licence N.6703/18



VULA

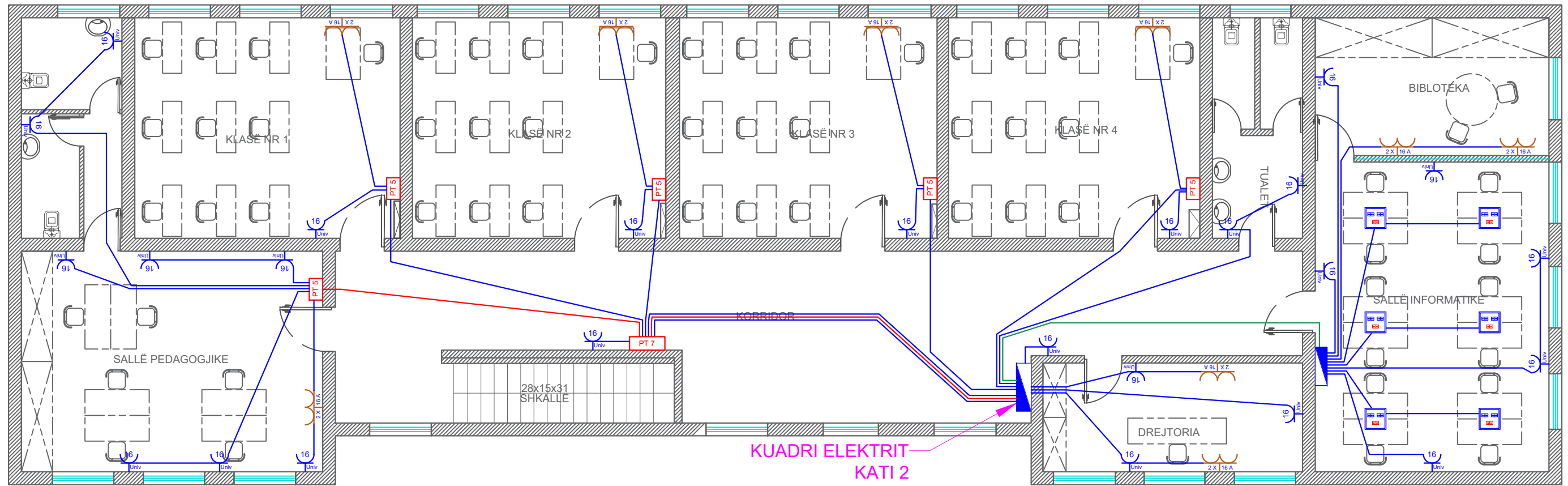
GRUPI I PROJEKTIMIT

Arkitekt	Inxh. Elektrik
A.CELA	B. HYSANI
Inxh. Gjeodet	Inxh. Mekanik
E. LAMI	M. SAKOLLI
Inxh. Ndertimi	
A. REFATLLARI	

SHKALLA

1:100
Formati A3 L
Fieta Nr. A-01
Data
TIRANË

KATI 2



RRJETI I FUQISE / KATI 2

Legjenda

Simboli	Peshkrimi	Simboli	Peshkrimi	Simboli	Peshkrimi	Simboli	Peshkrimi
	Panel Elektrik		Kuti shperndarese Pt 5, H=25 cm		Pusete betoni 60x60x60 cm		Percjelles 3x2.5 mm + Tub Ø20
	Kuti 4M me 2 priza shuko, H=40 cm		Kuti shperndarese Pt 7, H=25 cm		Torrete ne dysheme e paisur me 4 priza shuko dhe 1 prize Rj45		Percjelles 3x4 mm + Tub Ø32
	Kuti 3M me 1 prize shuko 16A dhe 1 tape falco, H=40 cm		Kabell 4x70 mm + Tub Ø110		Aeroterme, 4 kw, 230 v		Percjelles 5x6 mm + Tub Ø32
	Kuti 3M me 1 dalje 230v per soben, H=40 cm						



INVESTITOR
BASHKIA SELENICË

VULA

EMERTIMI I PROJEKTIT

Rikonstruksion i shkolles 9-vjecare "Dëshmorët e Peshkëpisë", në fshatin Peshkëpi, Bashkia Selenicë.

PROJEKTUES

B.O.E "STATENG" SHPK
Nr.Licence N.6965/4 & "HE&SK 11" SHPK
Nr. Licence N.6703/18



VULA

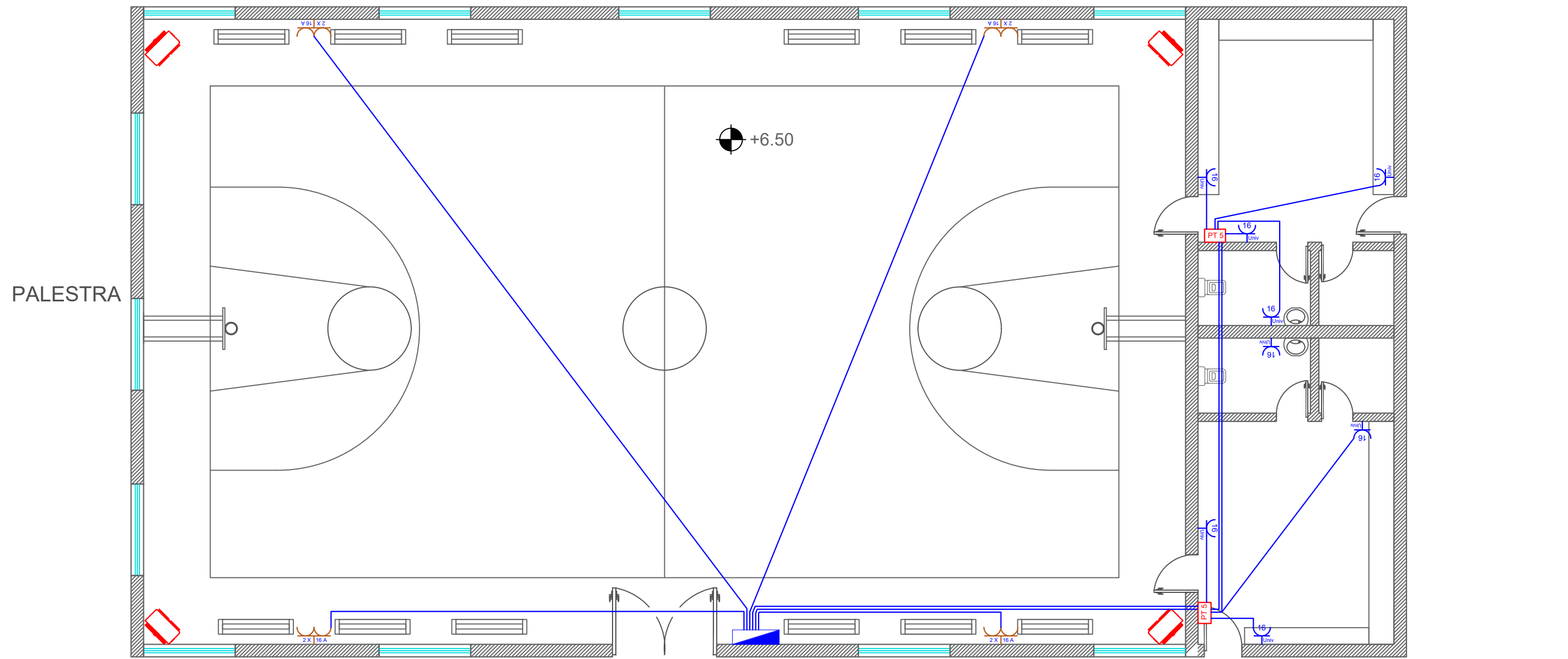
GRUPI I PROJEKTIMIT

Arkitekt
A.CELA
Inxh. Gjeodet
E. LAMI
Inxh. Ndertimi
A. REFATLLARI

Inxh. Elektrik
B. HYSENI
Inxh. Mekanik
M. SAKOLLI

SHKALLA

1:100
Formati A3 L
Fieta Nr. A-02
Data
TIRANË



RRJETI I FUQISE / PALESTRA

Legjenda

Simboli	Peshkrimi	Simboli	Peshkrimi	Simboli	Peshkrimi	Simboli	Peshkrimi
	Panel Elektrik		Kuti shperndarese Pt 5, H=25 cm		Pusete betoni 60x60x60 cm		Percjelles 3x2.5 mm + Tub Ø20
	Kuti 4M me 2 priza shuko, H=40 cm		Kuti shperndarese Pt 7, H=25 cm		Torrete ne dysheme e paisur me 4 priza shuko dhe 1 prize Rj45		Percjelles 3x4 mm + Tub Ø32
	Kuti 3M me 1 prize shuko 16A dhe 1 tape fallco, H=40 cm		Kabell 4x70 mm + Tub Ø110		Aeroterme, 4 kw, 230 v		Percjelles 5x6 mm + Tub Ø32
	Kuti 3M me 1 dalje 230v per soben, H=40 cm						



INVESTITOR
BASHKIA SELENICË

VULA

EMERTIMI I PROJEKTIT

Rikonstruksion i shkolles 9-vjecare "Dëshmorët e Peshkëpisë", në fshatin Peshkëpi, Bashkia Selenicë.

PROJEKTUES

B.O.E "STATENG" SHPK
Nr.Licence N.6965/4 & "HE&SK 11" SHPK
Nr. Licence N.6703/18



VULA

GRUPI I PROJEKTIMIT

Arkitekt	Inxh. Elektrik
A.CELA	B. HYSENI
Inxh. Gjeodet	Inxh. Mekanik
E. LAMI	M. SAKOLLI
Inxh. Ndertimi	
A. REFATLLARI	

SHKALLA

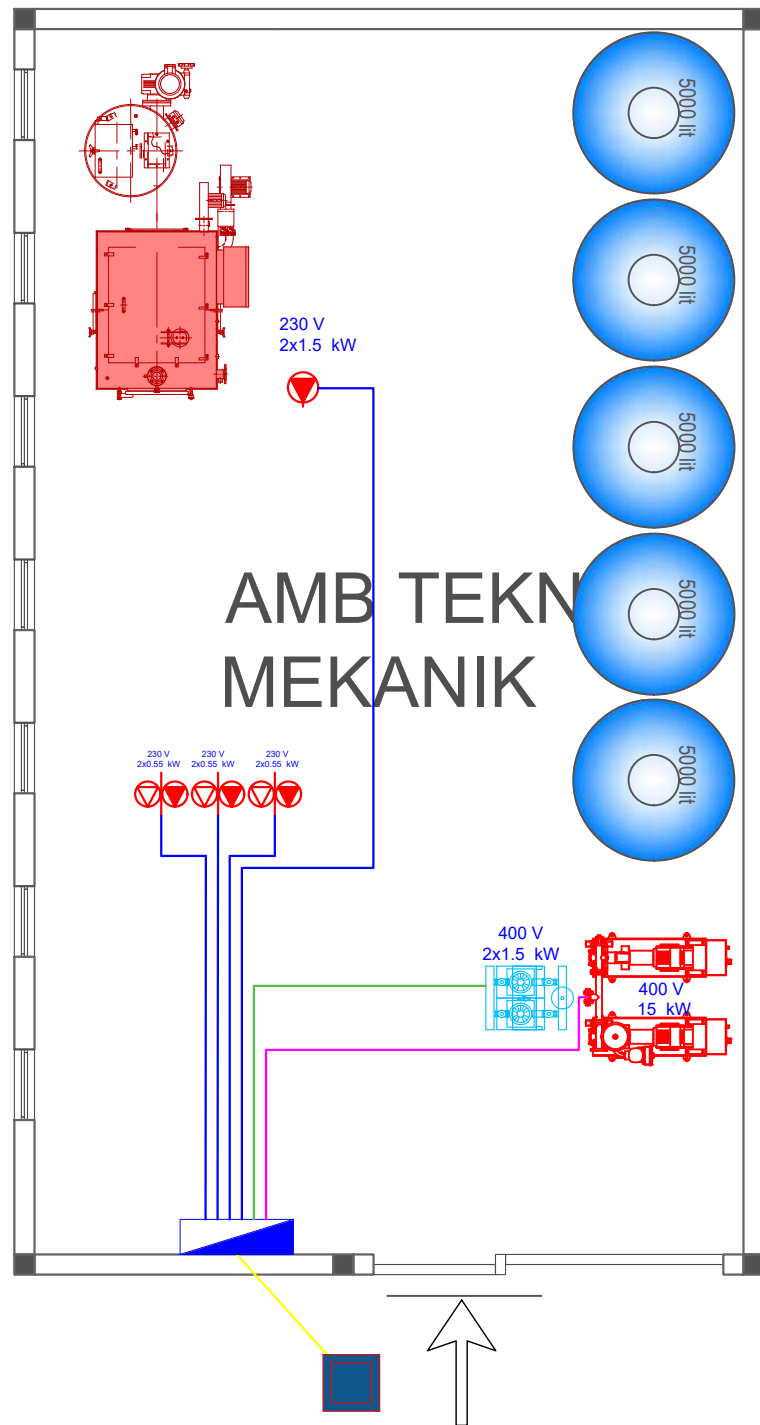
1:100

Formati A3 L

Fleta Nr. A-03

Data

TIRANË



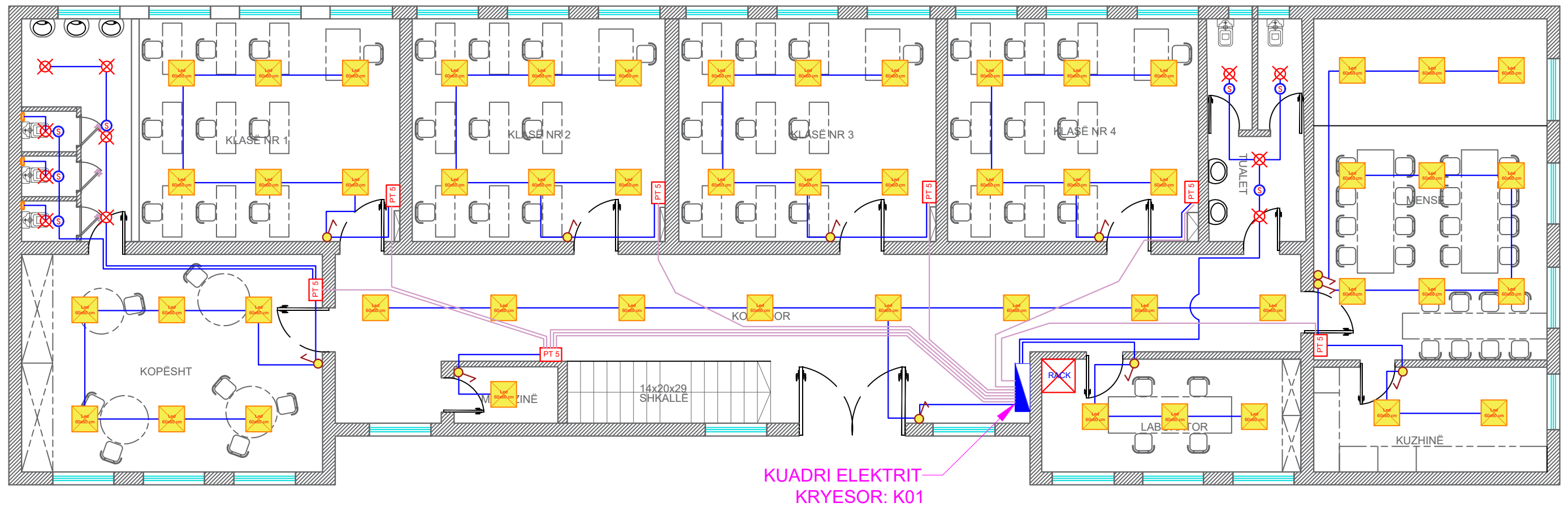
Legjenda	
Simboli	Peshkrimi
	Panel Elektrik
	Kabell 3x2.5 mm + Tub Ø25
	Kabell 5x2.5 mm + Tub Ø32
	Kabell 5x6 mm + Tub Ø32
	Pompe riqarkullimi
	Pompe Zjarri
	Pompe Furnizimi me uje
	Pusete 60x60x60 cm
	Kabell 5x10 mm + Tub Ø63

RRJETI I FUQISE / AMBINETI TEKNIK MEKANIK



INVESTITOR	VULA	EMERTIMI I PROJEKTIT	PROJEKTUES	VULA	GRUPI I PROJEKTIMIT			SHKALLA	
BASHKIA SELENICË		<i>Rikonstruksion i shkolles 9-vjecare "Dëshmorët e Peshkëpisë", në fshatin Peshkëpi, Bashkia Selenicë.</i>	B.O.E "STATENG" SHPK Nr.Licence N.6965/4 & "HE&SK 11" SHPK Nr. Licence N.6703/18  		Arkitekt		Inxh. Elektrik	1:75	
				A.CELA	B. HYSENI	Formati	A3 L		
				Inxh. Gjeodet		Inxh. Mekanik	Fleta Nr.	A-04	
				E. LAMI		M. SAKOLLI	Data		
					Inxh. Ndertimi			TIRANË	
					A. REFATLLARI				

KATI 1



RRJETI I NDRICIMIT / KATI 1

Legjenda

Simboli	Peshkrimi	Simboli	Peshkrimi	Simboli	Peshkrimi	Simboli	Peshkrimi
	Panel Elektrik		Ndricues plafon led, 20 w		Kuti shpërndarese Pt 5, H=25 cm		Kablllo 3x1.5 ne tub fleksibel Ø20
	Celes deviat, H=120 cm		Ndricues plafonier ne ballkon		Kuti shpërndarese Pt 7, H=25 cm		Percjelles 3x2.5 ne tub fleksibel Ø25
	Celes 1P, H=120 cm		Ndricues linear L=120cm, Led		Sensor ndricimi		Ndricues i varur hinke 150 W



INVESTITOR
BASHKIA SELENICË

VULA

EMERTIMI I PROJEKTIT

Rikonstruksion i shkolles 9-vjecare "Dëshmorët e Peshkëpisë", në fshatin Peshkëpi, Bashkia Selenicë.

PROJEKTUES

B.O.E "STATENG" SHPK
Nr.Licence N.6965/4 & "HE&SK 11" SHPK
Nr. Licence N.6703/18



VULA

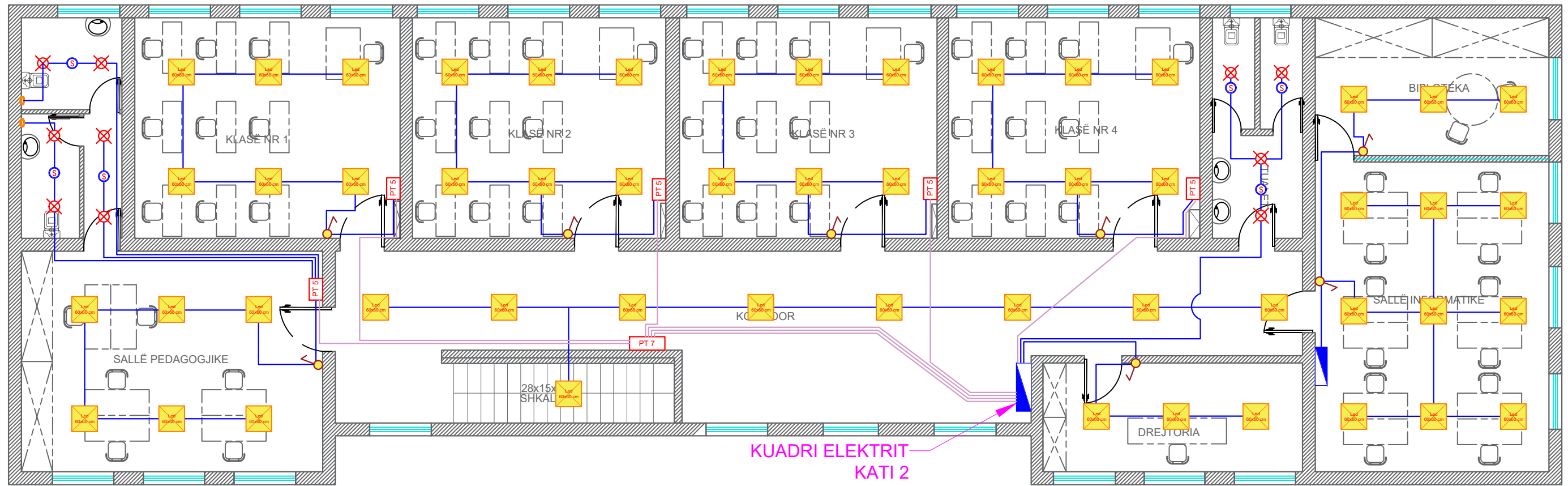
GRUPI I PROJEKTIMIT

Arkitekt A.CELA	Inxh. Elektrik B. HYSENI
Inxh. Gjeodet E. LAMI	Inxh. Mekanik M. SAKOLLI
Inxh. Ndertimi A. REFATLLARI	

SHKALLA

1:100	
Formati	A3 L
Fleta Nr.	A-2.1
Data	
TIRANË	

KATI 2



RRJETI I NDRICIMIT / KATI 2

Legjenda

Simboli	Peshkrimi	Simboli	Peshkrimi	Simboli	Peshkrimi	Simboli	Peshkrimi
	Panel Elektrik		Ndricues plafon led, 20 w		Kuti shperndarese Pt 5, H=25 cm		Kablo 3x1.5 ne tub fleksibel Ø20
	Celes deviat, H=120 cm		Ndricues plafonier ne ballkon		Kuti shperndarese Pt 7, H=25 cm		Percjelles 3x2.5 ne tub fleksibel Ø25
	Celes 1P, H=120 cm		Ndricues linear L=120cm, Led		Sensor ndricimi		Ndricues i varur hinke 150 W



INVESTITOR
BASHKIA SELENICË

VULA

EMERTIMI I PROJEKTIT

Rikonstruksion i shkollës 9-vjecare "Dëshmorët e Peshkëpisë", në fshatin Peshkëpi, Bashkia Selenicë.

PROJEKTUES

B.O.E "STATENG" SHPK
Nr.Licence N.6965/4 & "HE&SK 11" SHPK
Nr. Licence N.6703/18



VULA

Arkitekt
A.CELA
Inxh. Gjeodet
E. LAMI
Inxh. Ndertimi
A. REFATLLARI

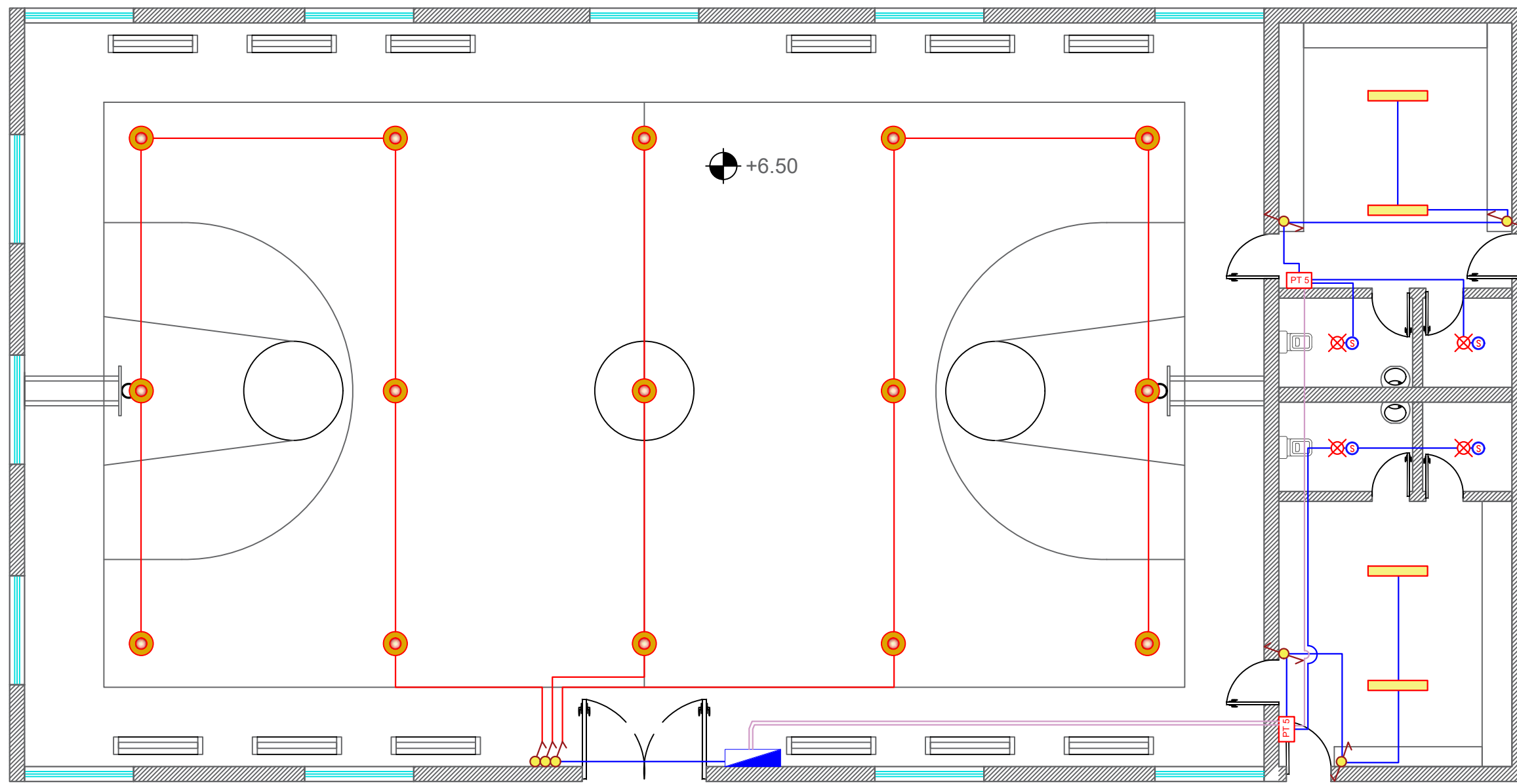
GRUPI I PROJEKTIMIT

Inxh. Elektrik
B. HYSENI
Inxh. Mekanik
M. SAKOLLI

SHKALLA

1:100
Formati A3 L
Fieta Nr. A-2.2
Data
TIRANË

PALESTRA



RRJETI I NDRICIMIT / PALESTRA

Legjenda

Simboli	Peshkrimi	Simboli	Peshkrimi	Simboli	Peshkrimi	Simboli	Peshkrimi
	Panel Elektrik		Ndricues plafon led, 20 w		Kuti shperndarese Pt 5, H=25 cm		Kablo 3x1.5 ne tub fleksibel Ø20
	Celes deviat, H=120 cm		Ndricues plafonier ne ballkon		Kuti shperndarese Pt 7, H=25 cm		Percjelles 3x2.5 ne tub fleksibel Ø25
	Celes 1P, H=120 cm		Ndricues linear L=120cm, Led		Sensor ndricimi		Ndricues i varur hinke 150 W



INVESTITOR
BASHKIA SELENICË

VULA

EMERTIMI I PROJEKTIT

Rikonstruksion i shkolles 9-vjecare "Dëshmorët e Peshkëpisë", në fshatin Peshkëpi, Bashkia Selenicë.

PROJEKTUES

B.O.E "STATENG" SHPK
Nr.Licence N.6965/4 & "HE&SK 11" SHPK
Nr. Licence N.6703/18



VULA

GRUPI I PROJEKTIMIT

Arkitekt A.CELA	Inxh. Elektrik B. HYSENI
Inxh. Gjeodet E. LAMI	Inxh. Mekanik M. SAKOLLI
Inxh. Ndertimi A. REFATLLARI	

SHKALLA

1:100

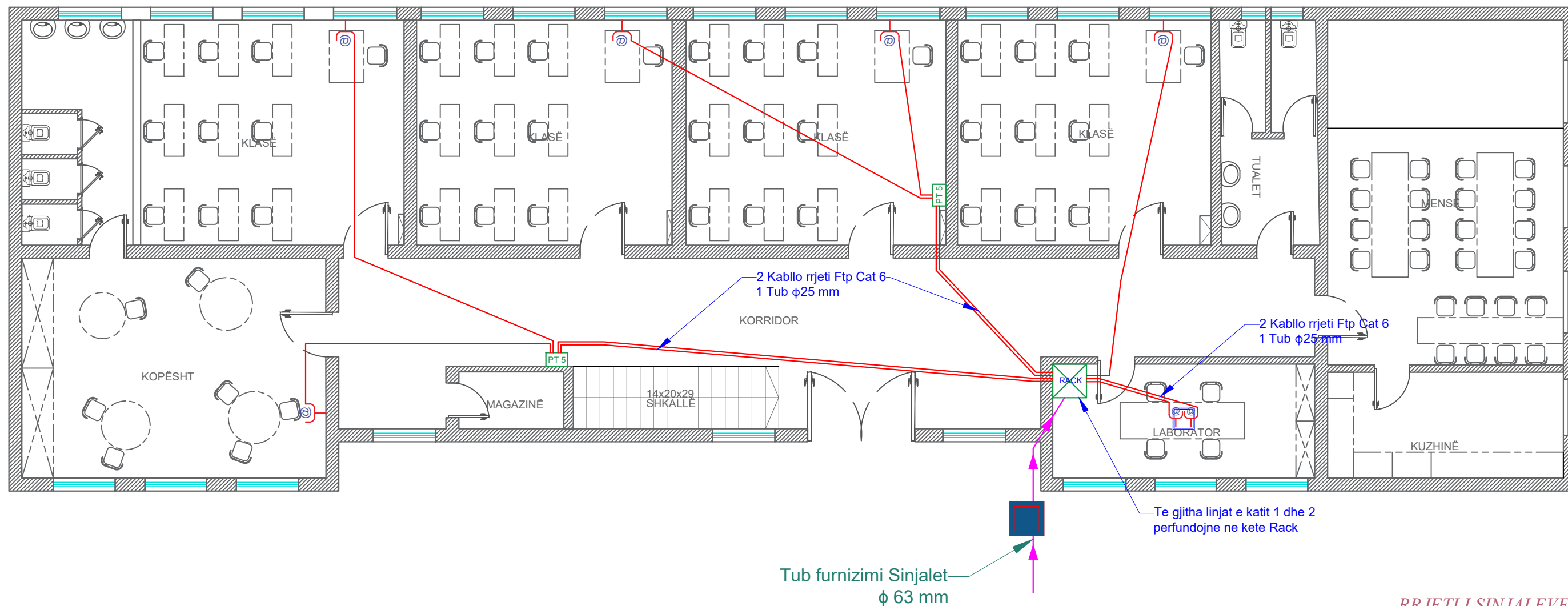
Formati A3 L

Fleta Nr. A-2.3

Data

TIRANË

KATI 1



RRJETI I SINJALEVE / KATI 1

Legjenda

Simboli	Peshkrimi	Simboli	Peshkrimi
	Kuti pt 5 shperndarese per sinjalet		Kabëll FTP Cat 6e, Tub φ25
	Kuti pt 7 shperndarese per sinjalet		Rack 16 Unit
	Prize RJ45 cat.6 per internet		Pusete betoni 60x60x60 cm



INVESTITOR
BASHKIA SELENICË

VULA

EMERTIMI I PROJEKTIT

Rikonstruksion i shkolles 9-vjecare "Dëshmorët e Peshkëpisë", në fshatin Peshkëpi, Bashkia Selenicë.

PROJEKTUES

B.O.E "STATENG" SHPK
Nr.Licence N.6965/4 & "HE&SK 11" SHPK
Nr. Licence N.6703/18



VULA

GRUPI I PROJEKTIMIT

Arkitekt	Inxh. Elektrik
A.CELA	B. HYSENI
Inxh. Gjeodet	Inxh. Mekanik
E. LAMI	M. SAKOLLI
Inxh. Ndertimi	
A. REFATLLARI	

SHKALLA

1:100

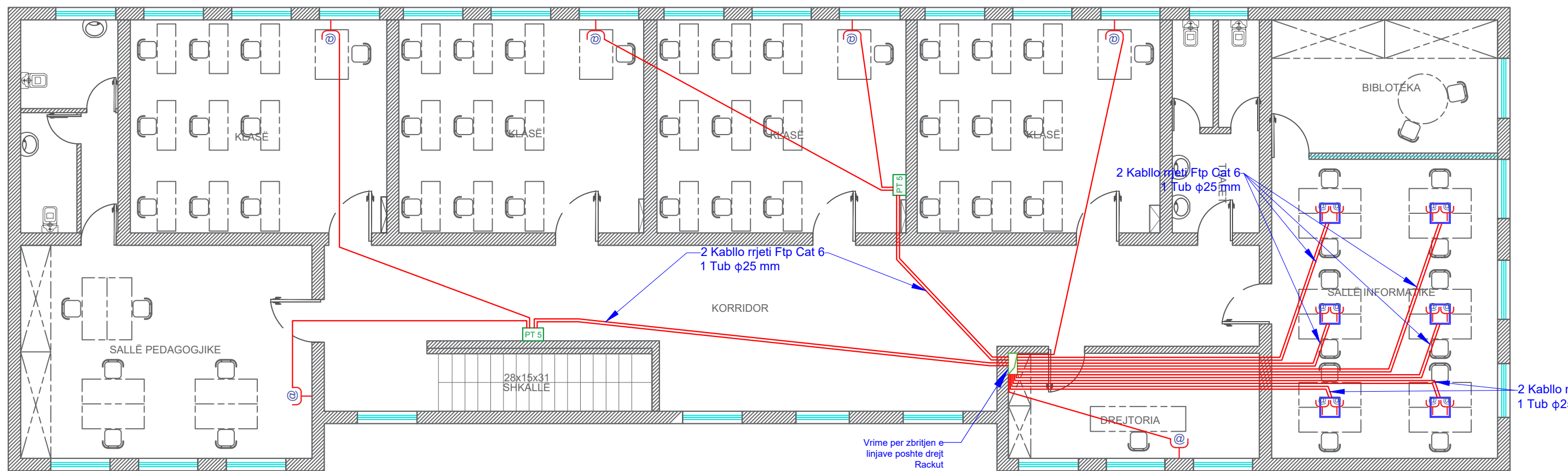
Formati A3 L

Fleta Nr. A-3.1

Data

TIRANË

KATI 2



RRJETI I SINJALEVE / KATI 2

Legjenda

Simboli	Peshkrimi	Simboli	Peshkrimi
	Kuti pt 5 shperndarese per sinjalet		Kabëll FTP Cat 6e, Tub φ25
	Kuti pt 7 shperndarese per sinjalet		Rack 16 Unit
	Prize RJ45 cat.6 per internet		Pusete betoni 60x60x60 cm



INVESTITOR
BASHKIA SELENICË

VULA

EMERTIMI I PROJEKTIT

Rikonstruksion i shkolles 9-vjecare "Dëshmorët e Peshkëpisë", në fshatin Peshkëpi, Bashkia Selenicë.

PROJEKTUES

B.O.E "STATENG" SHPK
Nr.Licence N.6965/4 & "HE&SK 11" SHPK
Nr. Licence N.6703/18



VULA

GRUPI I PROJEKTIMIT

Arkitekt	Inxh. Elektrik
A.CELA	B. HYSENI
Inxh. Gjeodet	Inxh. Mekanik
E. LAMI	M. SAKOLLI
Inxh. Ndertimi	
A. REFATLLARI	

SHKALLA

1:100

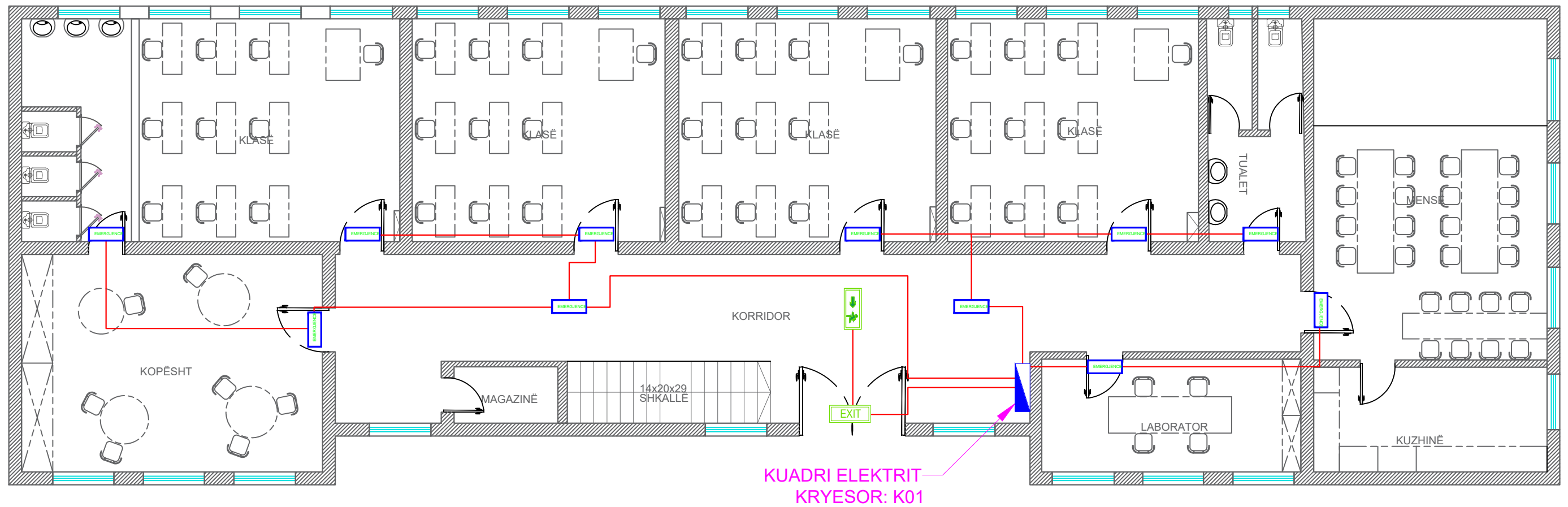
Formati A3 L

Fleta Nr. A-3.2

Data

TIRANË

KATI 1



RRJETI I NDRICIMIT EMERGJENT / KATI 1

Legjenda					
Simboli	Peshkrimi	Simboli	Peshkrimi	Simboli	Peshkrimi
	Panel Elektrik kryesor		Ndricules EXIT, Drejte		Ndricules EXIT, Majtas
	Ndricules Emergjence		Ndricules EXIT		Ndricules EXIT, Djathtas
	Kabell bakri 3x1.5 mm ² / Tub Ø25 mm		Ndricules EXIT, Shkalle		



INVESTITOR
BASHKIA SELENICË

VULA

EMERTIMI I PROJEKTIT

Rikonstruksion i shkolles 9-vjecare "Dëshmorët e Peshkëpisë", në fshatin Peshkëpi, Bashkia Selenicë.

PROJEKTUES

B.O.E "STATENG" SHPK
Nr.Licence N.6965/4 & "HE&SK 11" SHPK
Nr. Licence N.6703/18



VULA

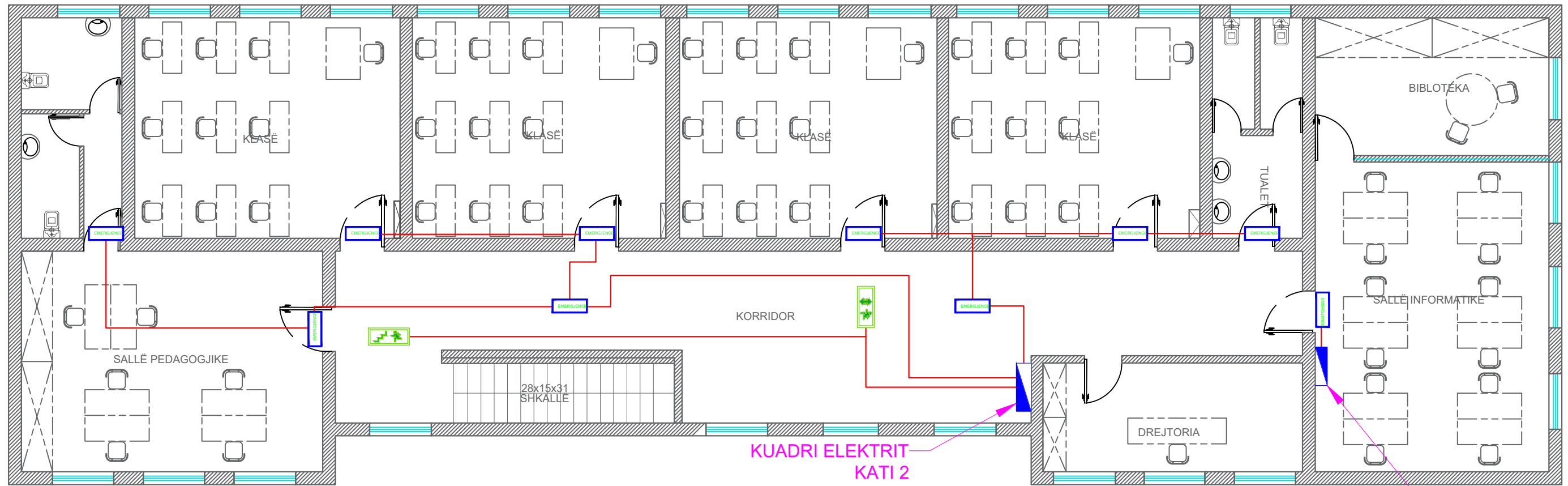
GRUPI I PROJEKTIMIT

Arkitekt A.CELA	Inxh. Elektrik B. HYSENI
Inxh. Gjeodet E. LAMI	Inxh. Mekanik M. SAKOLLI
Inxh. Ndertimi A. REFATLLARI	

SHKALLA

1:100	
Formati	A3 L
Fleta Nr.	A-4.1
Data	
TIRANË	

KATI 2



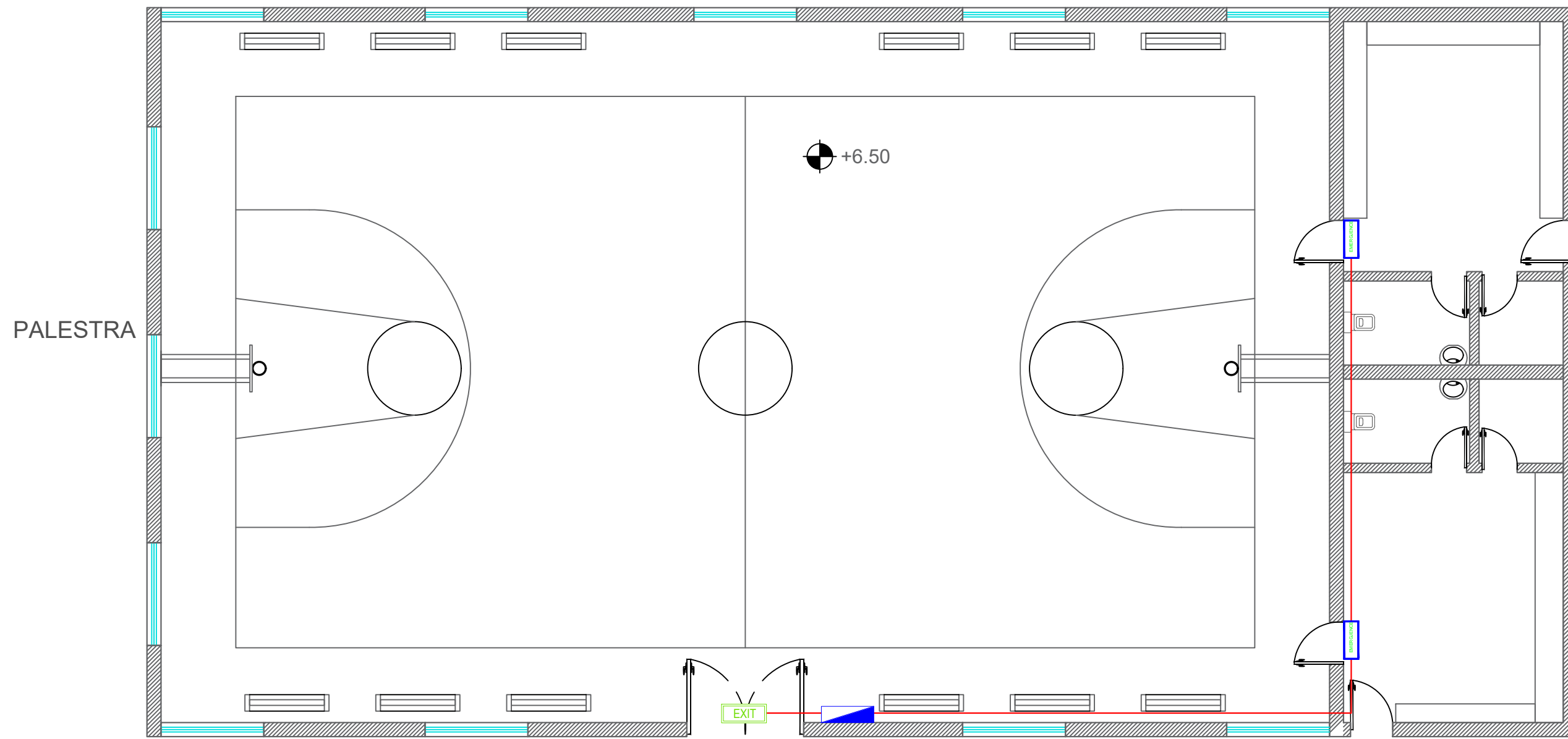
RRJETI I NDRICIMIT EMERGJENT / KATI 2

Legjenda					
Simboli	Peshkrimi	Simboli	Peshkrimi	Simboli	Peshkrimi
	Panel Elektrik kryesor		Ndricules EXIT, Drejte		Ndricules EXIT, Majtas
	Ndricules Emergjence		Ndricules EXIT		Ndricules EXIT, Djathtas
	Kabell bakri 3x1.5 mm ² / Tub Ø25 mm		Ndricules EXIT, Shkalle		



INVESTITOR	VULA	EMERTIMI I PROJEKTIT	PROJEKTUES	VULA	GRUPI I PROJEKTIMIT			SHKALLA	
BASHKIA SELENICË		Rikonstruksion i shkolles 9-vjecare "Dëshmorët e Peshkëpisë", në fshatin Peshkëpi, Bashkia Selenicë.	B.O.E "STATENG" SHPK Nr.Licence N.6965/4 & "HE&SK 11" SHPK Nr. Licence N.6703/18		Arkitekt	Inxh. Elektrik		1:100	
					A.CELA	B. HYSENI		Formati	A3 L
					Inxh. Gjeodet	Inxh. Mekanik		Fleta Nr.	A-4.2
					E. LAMI	M. SAKOLLI		Data	
					Inxh. Ndertimi				
					A. REFATLLARI				TIRANË





RRJETI I NDRICIMIT EMERGJENT / PALESTRA

Legjenda					
Simboli	Peshkrimi	Simboli	Peshkrimi	Simboli	Peshkrimi
	Panel Elektrik kryesor		Ndricues EXIT, Drejte		Ndricues EXIT, Majtas
	Ndricues Emergjence		Ndricues EXIT		Ndricues EXIT, Djathtas
	Kabell bakri 3x1.5 mm2 / Tub Ø25 mm		Ndricues EXIT, Shkalle		



INVESTITOR
BASHKIA SELENICË

VULA

EMERTIMI I PROJEKTIT

Rikonstruksion i shkolles 9-vjecare "Dëshmorët e Peshkëpisë", në fshatin Peshkëpi, Bashkia Selenicë.

PROJEKTUES

B.O.E "STATENG" SHPK
Nr.Licence N.6965/4 & "HE&SK 11" SHPK
Nr. Licence N.6703/18



VULA

GRUPI I PROJEKTIMIT

Arkitekt	Inxh. Elektrik
A.CELA	B. HYSENI
Inxh. Gjeodet	Inxh. Mekanik
E. LAMI	M. SAKOLLI
Inxh. Ndertimi	
A. REFATLLARI	

SHKALLA

1:100

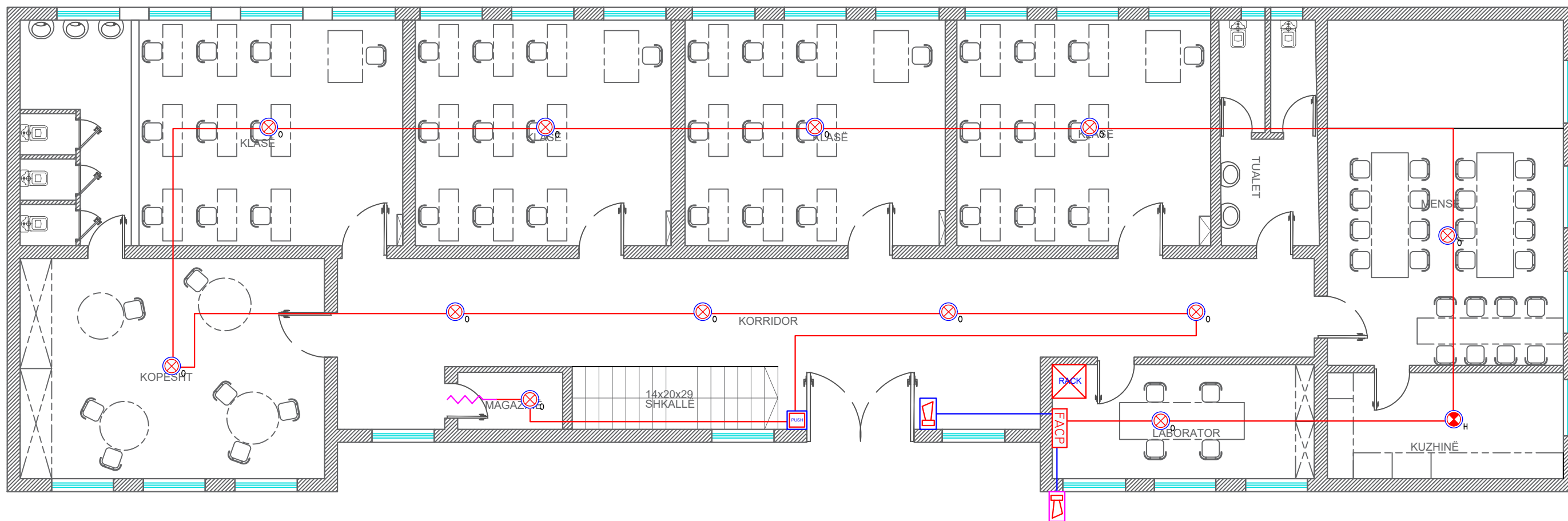
Formati A3 L

Fleta Nr. A-4.3

Data

TIRANË

KATI 1



RRJETI I DETEKTIMIT DHE SINJALIZIMIT TE ZJARRIT / KATI 1

Legjenda					
Simboli	Peshkrimi	Simboli	Peshkrimi	Simboli	Peshkrimi
	Panel konvencional detektimit te alarmit te zjarrit		Detektor temperature konvencional		Sirene e brendshme
	Pulsant alarmi ne rast zjarri		Sirene e Jashtme		Rezistence per mbylljen e qarkut
	Detektor optik (tymi) konvencional		Kabell alarm zjarri JY(St)Y 2x0.8+0.4mm ² , Kabllo ne tub flexibel Ø20 ne tavan, Sirena		Kabell alarm zjarri JY(St)Y 2x0.8+0.4mm ² , Kabllo ne tub flexibel Ø20 ne tavan



INVESTITOR
BASHKIA SELENICË

VULA

EMERTIMI I PROJEKTIT

Rikonstruksion i shkolles 9-vjecare "Dëshmorët e Peshkëpisë", në fshatin Peshkëpi, Bashkia Selenicë.

PROJEKTUES

B.O.E "STATENG" SHPK
Nr.Licence N.6965/4 & "HE&SK 11" SHPK
Nr. Licence N.6703/18



VULA

GRUPI I PROJEKTIMIT

Arkitekt	Inxh. Elektrik
A.CELA	B. HYSENI
Inxh. Gjeodet	Inxh. Mekanik
E. LAMI	M. SAKOLLI
Inxh. Ndertimi	
A. REFATLLARI	

SHKALLA

1:100

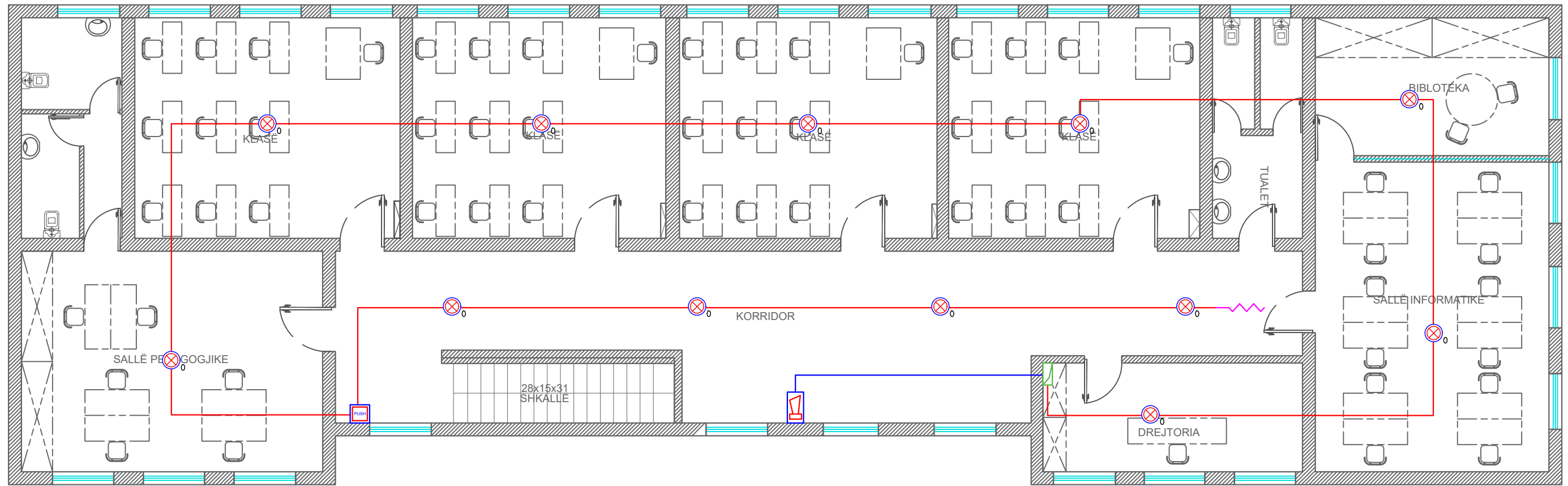
Formati A3 L

Fleta Nr. A-5.1

Data

TIRANË

KATI 2



RRJETI I DETEKTIMIT DHE SINJALIZIMIT TE ZJARRIT / KATI 2

Legjenda					
Simboli	Peshkrimi	Simboli	Peshkrimi	Simboli	Peshkrimi
	Panel konvencional detektimit te alarmit te zjarrit		Detektor temperature konvencional		Sirene e brendshme
	Pulsant alarmi ne rast zjarri		Sirene e Jashtme		Rezistence per mbylljen e qarkut
	Detektor optik (tymi) konvencional		Kabell alarm zjarri JY(St)Y 2x0.8+0.4mm ² , Kabllo ne tub flexibel Ø20 ne tavan, Sirena		Kabell alarm zjarri JY(St)Y 2x0.8+0.4mm ² , Kabllo ne tub flexibel Ø20 ne tavan



INVESTITOR
BASHKIA SELENICË

VULA

EMERTIMI I PROJEKTIT

Rikonstruksion i shkollës 9-vjecare "Dëshmorët e Peshkëpisë", në fshatin Peshkëpi, Bashkia Selenicë.

PROJEKTUES

B.O.E "STATENG" SHPK
Nr.Licence N.6965/4 & "HE&SK 11" SHPK
Nr. Licence N.6703/18



VULA

GRUPI I PROJEKTIMIT

Arkitekt	Inxh. Elektrik
A.CELA	B. HYSENI
Inxh. Gjeodet	Inxh. Mekanik
E. LAMI	M. SAKOLLI
Inxh. Ndertimi	
A. REFATLLARI	

SHKALLA

1:100

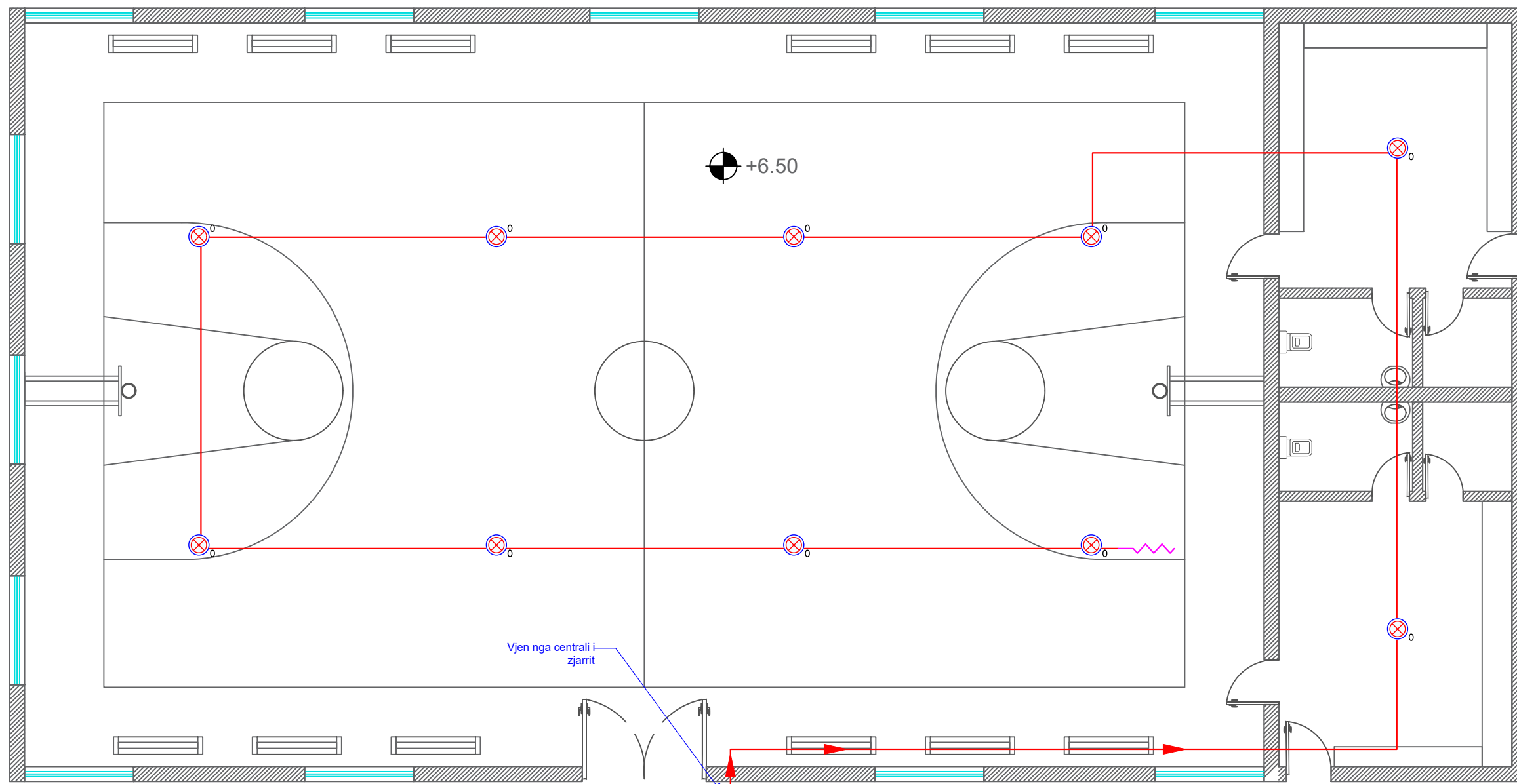
Formati A3 L

Fleta Nr. A-5.2

Data

TIRANË

PALESTRA



RRJETI I DETEKTIMIT DHE SINJALIZIMIT TE ZJARRIT / PALESTRA

Legjenda

Simboli	Peshkrimi	Simboli	Peshkrimi	Simboli	Peshkrimi
	Panel konvencional detektimit te alarmit te zjarrit		Detektor temperature konvencional		Sirene e brendshme
	Pulsant alarmi ne rast zjarri		Sirene e Jashtme		Rezistence per mbylljen e qarkut
	Detektor optik (tymi) konvencional		Kabell alarm zjarri JY(St)Y 2x0.8+0.4mm ² , Kablo ne tub flexibel Ø20 ne tavan, Sirena		Kabell alarm zjarri JY(St)Y 2x0.8+0.4mm ² , Kablo ne tub flexibel Ø20 ne tavan



INVESTITOR
BASHKIA SELENICË

VULA

EMERTIMI I PROJEKTIT

Rikonstruksion i shkolles 9-vjecare "Dëshmorët e Peshkëpisë", në fshatin Peshkëpi, Bashkia Selenicë.

PROJEKTUES

B.O.E "STATENG" SHPK
Nr.Licence N.6965/4 & "HE&SK 11" SHPK
Nr. Licence N.6703/18



VULA

GRUPI I PROJEKTIMIT

Arkitekt	Inxh. Elektrik
A.CELA	B. HYSENI
Inxh. Gjeodet	Inxh. Mekanik
E. LAMI	M. SAKOLLI
Inxh. Ndertimi	
A. REFATLLARI	

SHKALLA

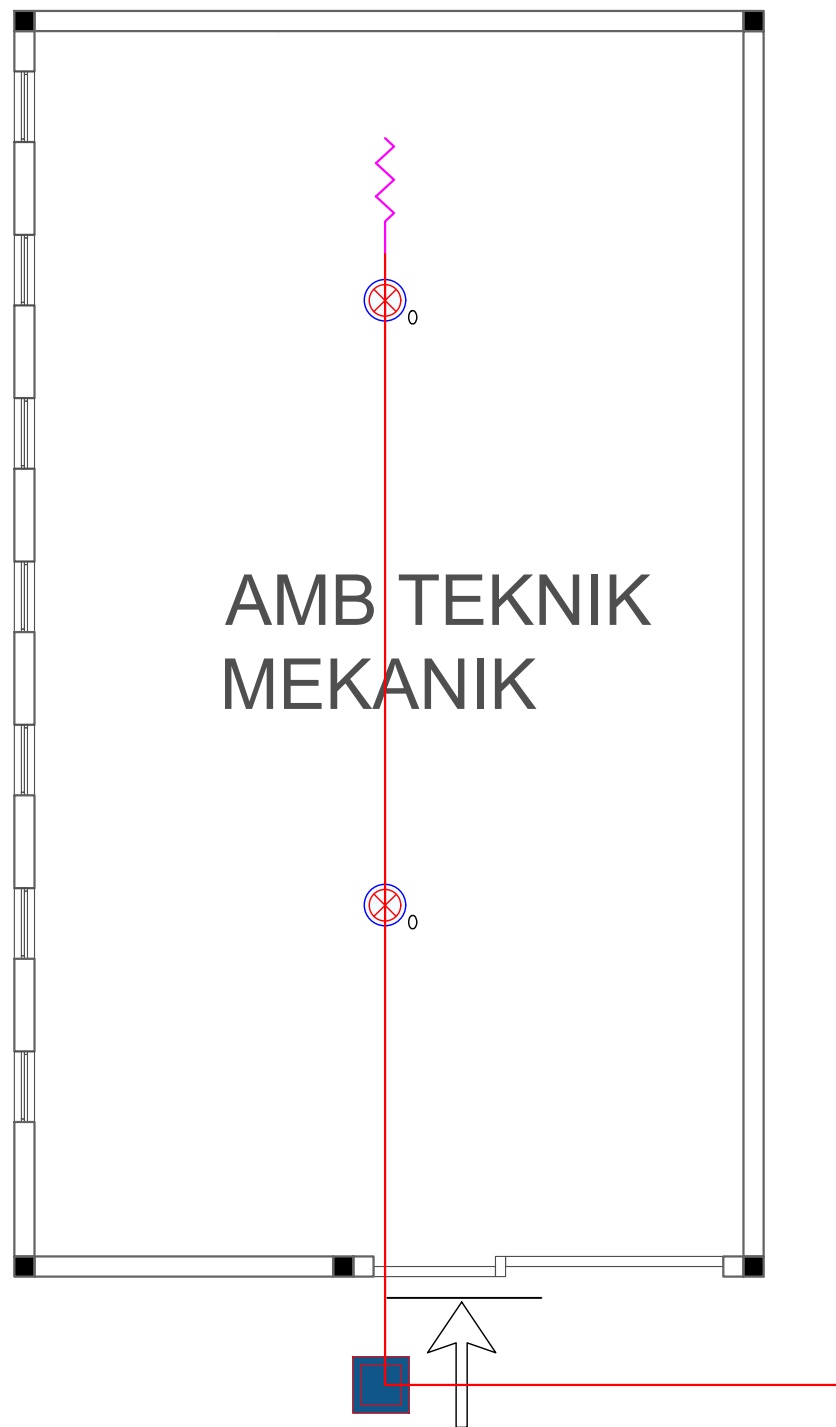
1:100

Formati A3 L

Fleta Nr. A-5.3

Data

TIRANË



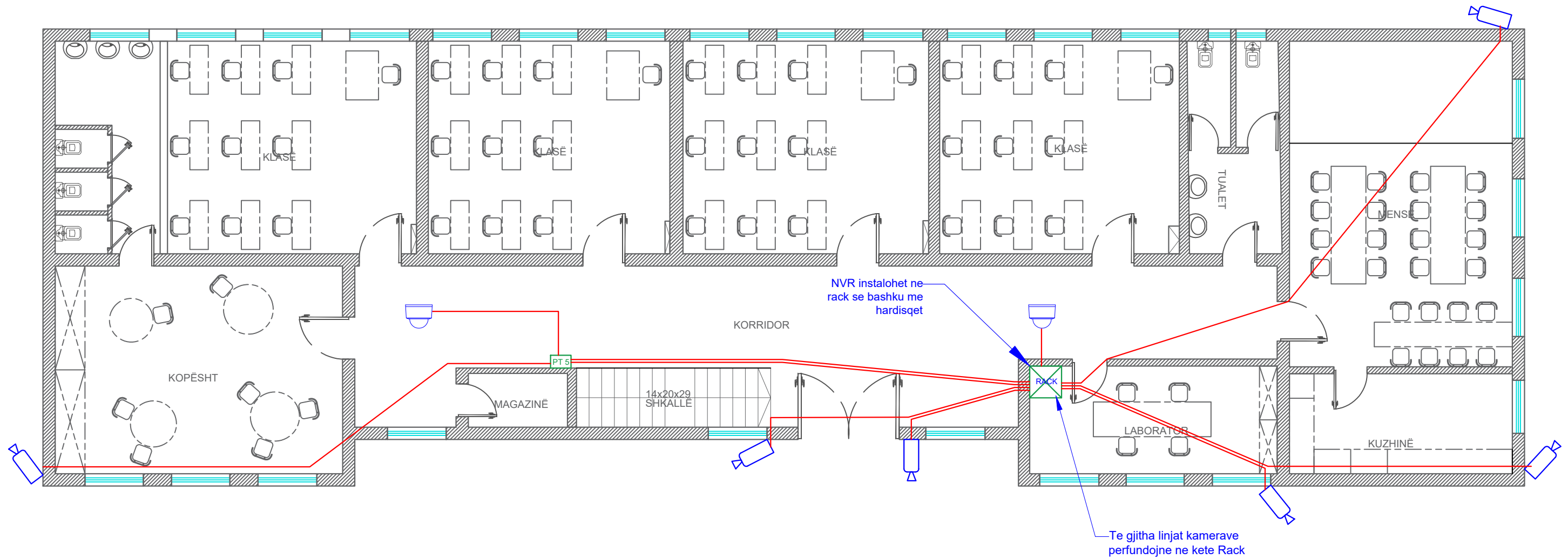
Legjenda	
Simboli	Peshkrimi
	Detektor optik (tymi) konvencional
	Rezistence per mbylljen e qarkut
	Kabell alarm zjarri JY(St)Y 2x0.8+0.4mm ² , Kabllo ne tub flexibel Ø20 ne tavan

RRJETI I DETEKTIMIT DHE SINJALIZIMIT TE ZJARRIT / AMBINETI TEKNIK MEKANIK



INVESTITOR BASHKIA SELENICË	VULA	EMERTIMI I PROJEKTIT <i>Rikonstruksion i shkolles 9-vjecare "Dëshmorët e Peshkëpisë", në fshatin Peshkëpi, Bashkia Selenicë.</i>	PROJEKTUES B.O.E "STATENG" SHPK Nr.Licence N.6965/4 & "HE&SK 11" SHPK Nr. Licence N.6703/18 	VULA	GRUPI I PROJEKTIMIT			SHKALLA	
					Arkitekt		Inxh. Elektrik	1:75	
					A.CELA		B. HYSENI	Formati	A3 L
					Inxh. Gjeodet		Inxh. Mekanik	Fleta Nr.	A-5.4
E. LAMI		M. SAKOLLI	Data						
Inxh. Ndertimi									
A. REFATLLARI					TIRANË				

KATI 1



RRJETI I KAMERAVE / KATI 1

Legjenda

Simboli	Peshkrimi	Simboli	Peshkrimi
	Rack 16 Unit		Kamera IP PoE 3.2 MP Dome (brenda)
	Kamera IP PoE 3.2 MP Bullet (jashta)		Kabell FTP cat 6/Tub 25 mm



INVESTITOR
BASHKIA SELENICË

VULA

EMERTIMI I PROJEKTIT

Rikonstruksion i shkolles 9-vjecare "Dëshmorët e Peshkëpisë", në fshatin Peshkëpi, Bashkia Selenicë.

PROJEKTUES

B.O.E "STATENG" SHPK
Nr.Licence N.6965/4 & "HE&SK 11" SHPK
Nr. Licence N.6703/18



VULA

GRUPI I PROJEKTIMIT

Arkitekt	Inxh. Elektrik
A.CELA	B. HYSENI
Inxh. Gjeodet	Inxh. Mekanik
E. LAMI	M. SAKOLLI
Inxh. Ndertimi	
A. REFATLLARI	

SHKALLA

1:100

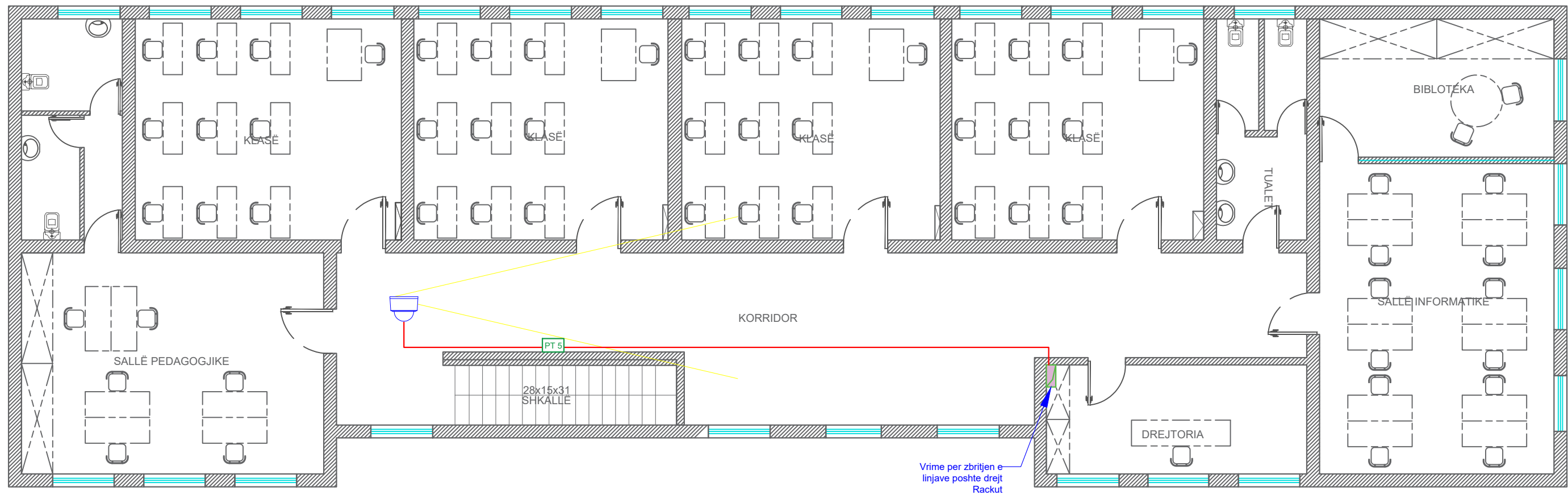
Formati A3 L

Fleta Nr. A-6.1

Data

TIRANË

KATI 2



RRJETI I KAMERAVE / KATI 2

Legjenda

Simboli	Peshkrimi	Simboli	Peshkrimi
	Rack 16 Unit		Kamera IP PoE 3.2 MP Dome (brenda)
	Kamera IP PoE 3.2 MP Bullet (jashta)		Kabell FTP cat 6/Tub 25 mm



INVESTITOR
BASHKIA SELENICË

VULA

EMERTIMI I PROJEKTIT

Rikonstruksion i shkolles 9-vjecare "Dëshmorët e Peshkëpisë", në fshatin Peshkëpi, Bashkia Selenicë.

PROJEKTUES

B.O.E "STATENG" SHPK
Nr.Licence N.6965/4 & "HE&SK 11" SHPK
Nr. Licence N.6703/18



VULA

GRUPI I PROJEKTIMIT

Arkitekt	Inxh. Elektrik
A.CELA	B. HYSENI
Inxh. Gjeodet	Inxh. Mekanik
E. LAMI	M. SAKOLLI
Inxh. Ndertimi	
A. REFATLLARI	

SHKALLA

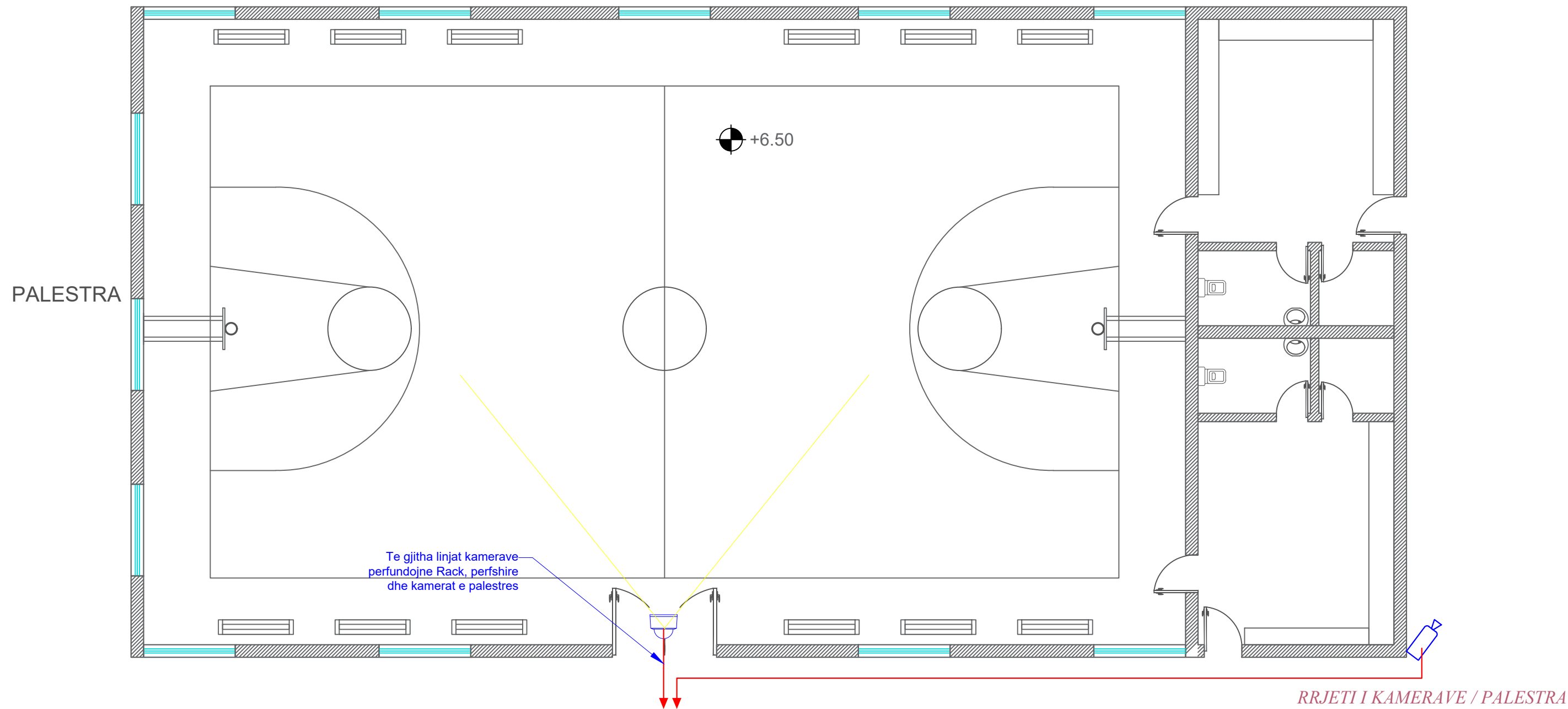
1:100

Formati A3 L

Fleta Nr. A-6.2

Data

TIRANË



Legjenda

Simboli	Peshkrimi	Simboli	Peshkrimi
	Rack 16 Unit		Kamera IP PoE 3.2 MP Dome (brenda)
	Kamera IP PoE 3.2 MP Bullet (jashta)		Kabell FTP cat 6/Tub 25 mm



INVESTITOR
BASHKIA SELENICË

VULA

EMERTIMI I PROJEKTIT

Rikonstruksion i shkolles 9-vjecare "Dëshmorët e Peshkëpisë", në fshatin Peshkëpi, Bashkia Selenicë.

PROJEKTUES

B.O.E "STATENG" SHPK
Nr.Licence N.6965/4 & "HE&SK 11" SHPK
Nr. Licence N.6703/18



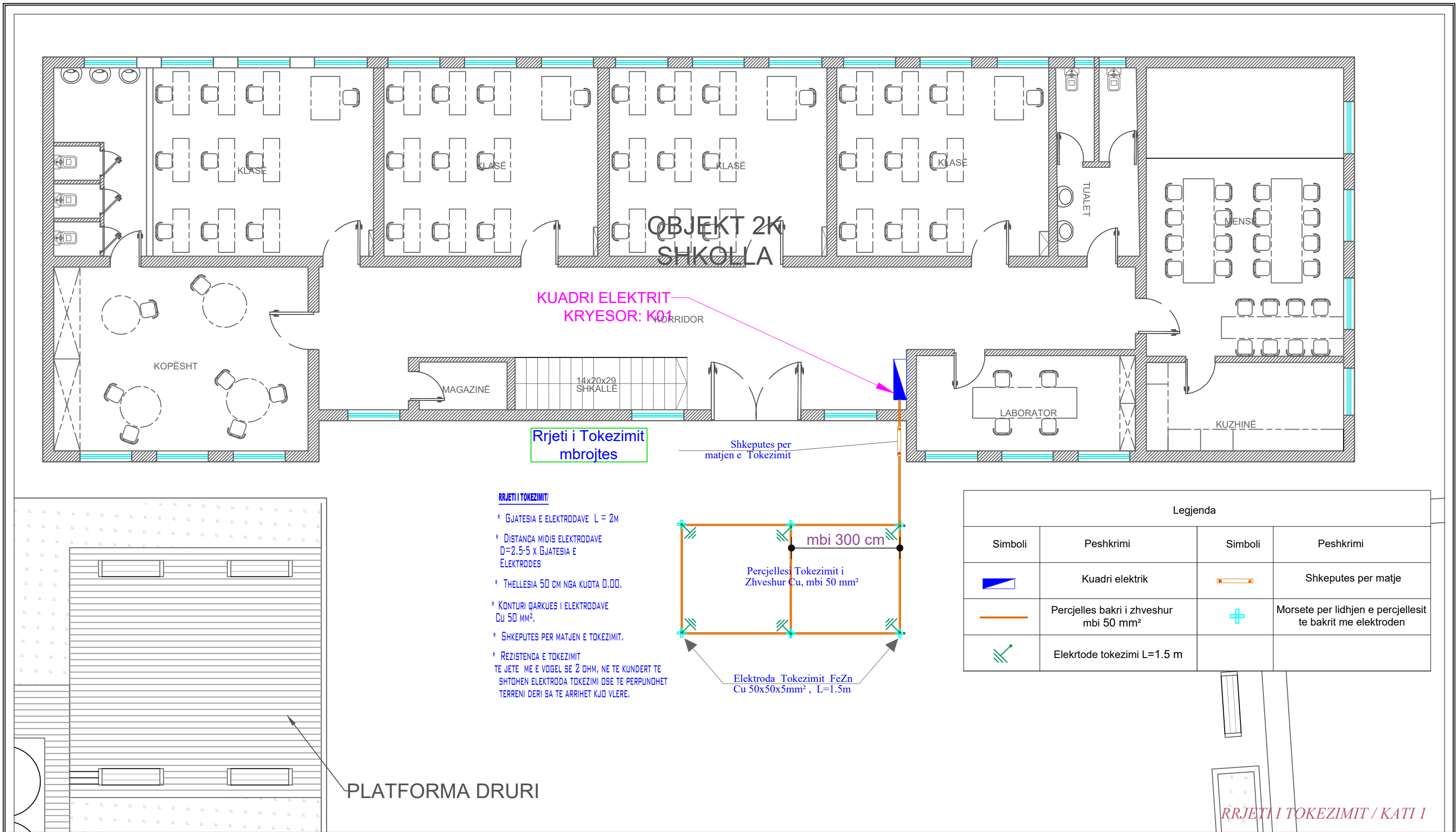
VULA

GRUPI I PROJEKTIMIT

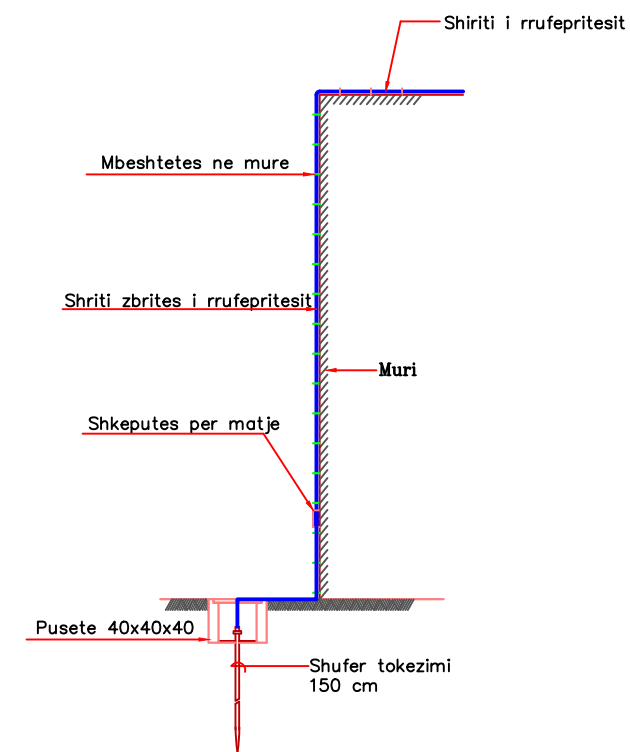
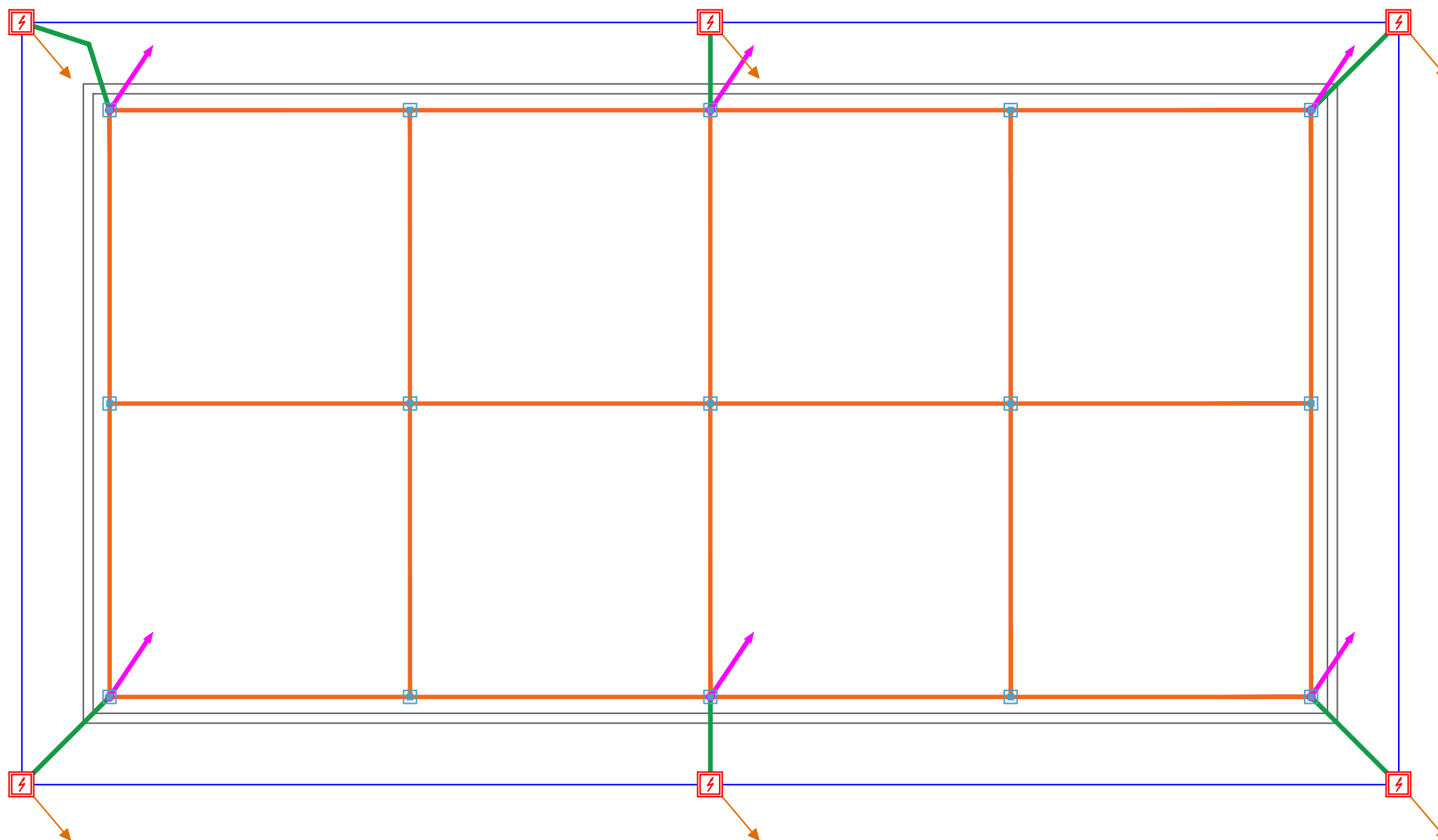
Arkitekt	Inxh. Elektrik
A.CELA	B. HYSENI
Inxh. Gjeodet	Inxh. Mekanik
E. LAMI	M. SAKOLLI
Inxh. Ndertimi	
A. REFATLLARI	

SHKALLA

1:100
Formati A3 L
Fieta Nr. A-6.3
Data
TIRANË



INVESTITOR	VULA	EMERTIMI I PROJEKTIT	PROJEKTUES	VULA	GRUPI I PROJEKTIMIT	SHKALLA
BASHKIA SELENICË		Rikonstruksion i shkolles 9-vjecare "Dëshmorët e Peshkëpisë", në fshatin Peshkëpi, Bashkia Selenicë.	B.O.E "STATENG" SHPK Nr.Licence N.6965/4 & "HE&SK 11" SHPK Nr. Licence N.6703/18		Arkitëkt A.CELA Inxh. Gjeodet E. LAMI Inxh. Ndertimi A. REFATLLARI	Inxh. Elektrik B. HYSENI Inxh. Mekanik M. SAKOLLI
						1:100 Formati A3 L Fleta Nr. A-7.1 Data TIRANË



Legjenda			
Simboli	Peshkrimi	Simboli	Peshkrimi
	Cu=35mm ² ne kuoten -0.4 m		Prites rrufeje, hekur i zinkuar Ø10 ,gjatesia 1m
	Zn=30x3mm ² ne tarace		Morsete universale
	Zn=30x3mm ² , zbrittje vertikale nga taraca ne kuoten -0.4 m		Pusete plastike 40x40x40cm ku montohet shkeputesi per matje
	Elektrode tokezimi 1.5m, hekur i galvanizuar		

RRJETI I RRUFEPRITESIT / TARACA PALESTRA



INVESTITOR
BASHKIA SELENICË

VULA

EMERTIMI I PROJEKTIT

Rikonstruksion i shkolles 9-vjecare "Dëshmorët e Peshkëpisë", në fshatin Peshkëpi, Bashkia Selenicë.

PROJEKTUES

B.O.E "STATENG" SHPK
Nr.Licence N.6965/4 & "HE&SK 11" SHPK
Nr. Licence N.6703/18



VULA

GRUPI I PROJEKTIMIT

Arkitekt	Inxh. Elektrik
A.CELA	B. HYSENI
Inxh. Gjeodet	Inxh. Mekanik
E. LAMI	M. SAKOLLI
Inxh. Ndertimi	
A. REFATLLARI	

SHKALLA

1:125

Formati A3 L

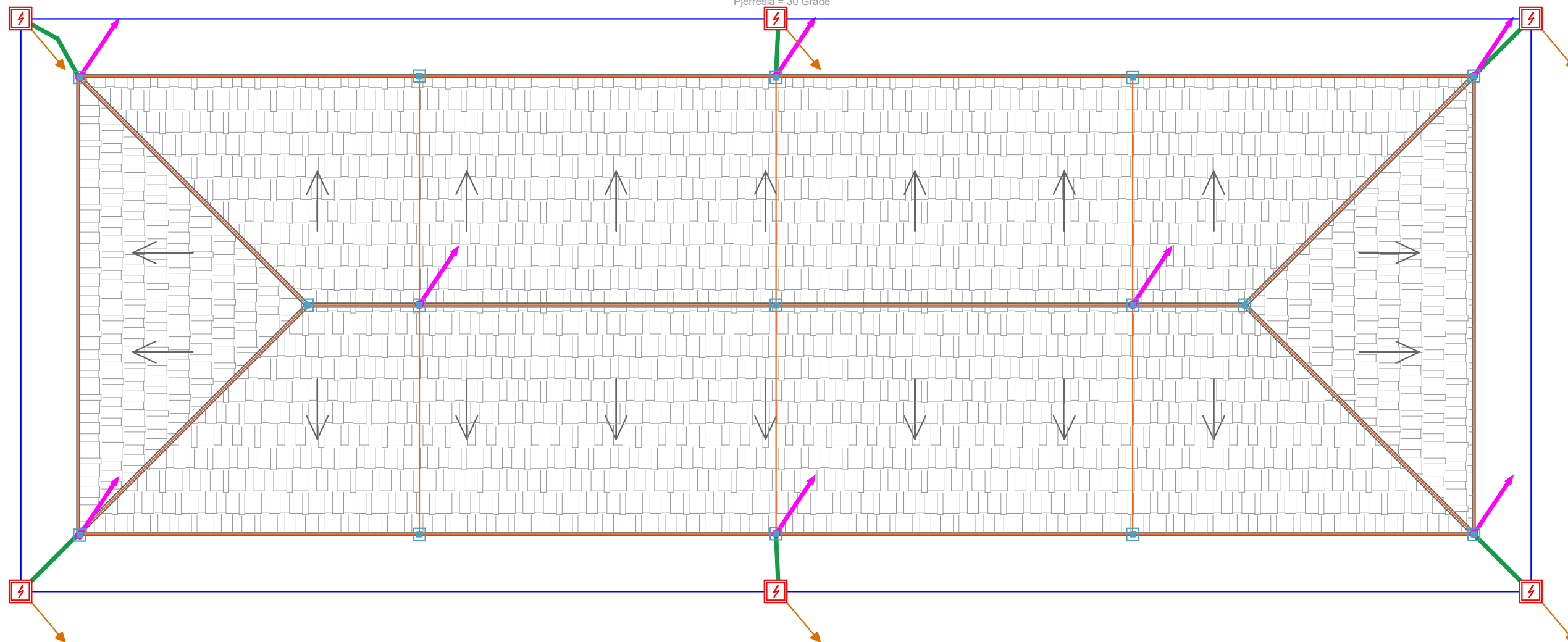
Fleta Nr. A-8.1

Data

TIRANË

PLANIMETRIA E CATISE

CATIA
 H = 293 cm
 Streha = 60 cm
 Pjerresia = 30 Grade



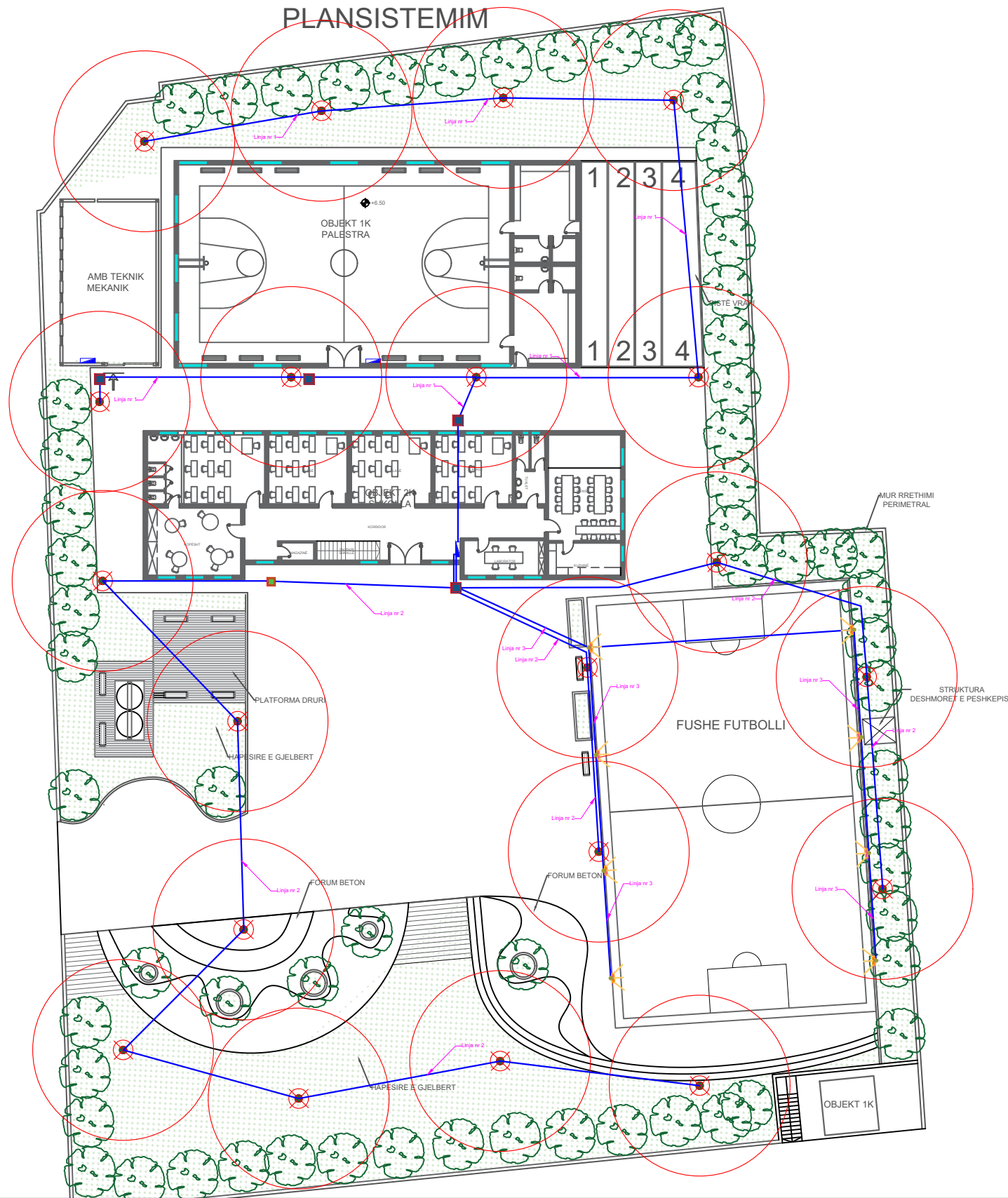
Legjenda			
Simboli	Peshkrimi	Simboli	Peshkrimi
	Cu=35mm ² ne kuoten -0.4 m		Prites rrufeje, hekur i zinkuar Ø10 ,gjatesia 1m
	Zn=30x3mm ² ne tarace		Morsete universale
	Zn=30x3mm ² , zbrittje vertikale nga taraca ne kuoten -0.4 m		Pusete plastike 40x40x40cm ku montohet shkeputesi per matje
	Elektrode tokezimi 1.5m, hekur i galvanizuar		

RRJETI I RRUFEPRITESIT / CATIA SHKOLLA



INVESTITOR	VULA	EMERTIMI I PROJEKTIT	PROJEKTUES	VULA	GRUPI I PROJEKTIMIT	SHKALLA
BASHKIA SELENICË		Rikonstruksion i shkolles 9-vjecare "Dëshmorët e Peshkëpisë", në fshatin Peshkëpi, Bashkia Selenicë.	B.O.E "STATENG" SHPK Nr.Licence N.6965/4 & "HE&SK 11" SHPK Nr. Licence N.6703/18		Arkitekt A.CELA Inxh. Gjeodet E. LAMI Inxh. Ndertimi A. REFATLLARI	Inxh. Elektrik B. HYSENI Inxh. Mekanik M. SAKOLLI
						1:100
						Formati A3 L
						Fleta Nr. A-8.2
						Data
						TIRANË





Legjenda	
Simboli	Peshkrimi
	Panel Elektrik
	Pusete betoni 60x60x60 cm
	Pusete betoni 30x30x30 cm
	Linja ndricimi 3x4/ Tub corrugato Ø63
	Shtylle metalike 8m + prozhektor 300 w
	Shtylle metalike dekorative 4.5m + ndricues 50 w

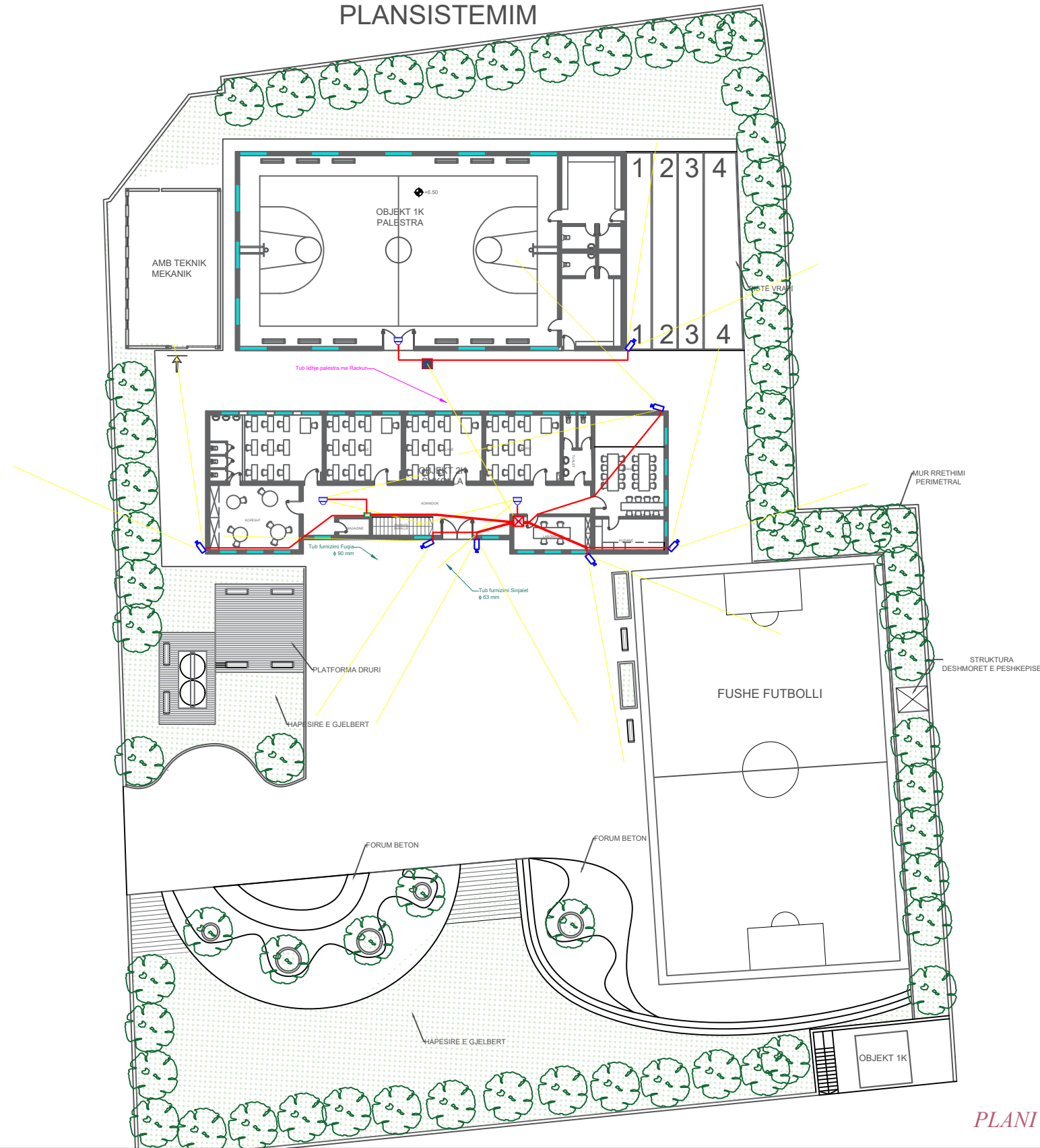
PLANI I SISTEMIMIT/ NDRICIMI I JASHEM



INVESTITOR	VULA	EMERTIMI I PROJEKTIT	PROJEKTUES	VULA	GRUPI I PROJEKTIMIT			SHKALLA	
					Arkitekt	Inxh. Elektrik		1:400	
BASHKIA SELENICË		Rikonstruksion i shkollës 9-vjecare "Dëshmorët e Peshkëpisë", në fshatin Peshkëpi, Bashkia Selenicë.	B.O.E "STATENG" SHPK Nr.Licence N.6965/4 & "HE&SK 11" SHPK Nr. Licence N.6703/18		A.CELA	B. HYSENI		Formati	A3 L
					Inxh. Gjeodet	Inxh. Mekanik		Fleta Nr.	A-9.2
					E. LAMI	M. SAKOLLI		Data	
					Inxh. Ndertimi			TIRANË	
					A. REFATLLARI				



PLANSISTEMIM



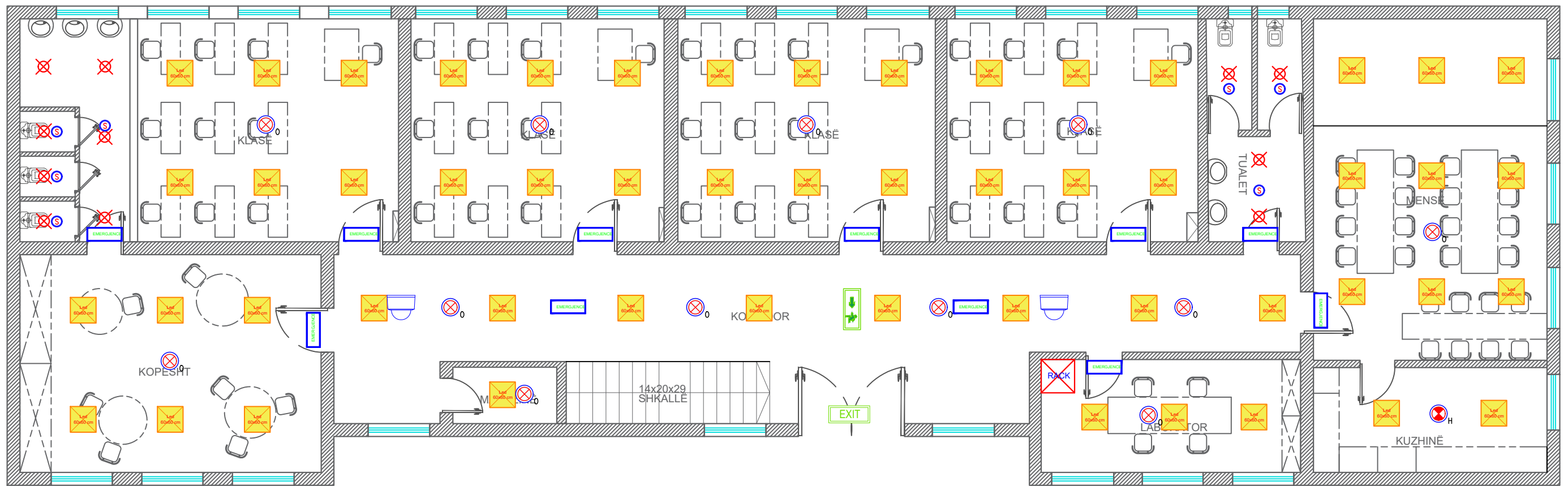
Legjenda	
Simboli	Peshkrimi
	Rack 16 Unit
	Kamera IP PoE 3.2 MP Bullet (jashta)
	Kamera IP PoE 3.2 MP Dome (brenda)
	Kabell FTP cat 6/Tub 25 mm

PLANI I SISTEMIMIT/ RRJETI I KAMERAVE TE JASHTME



INVESTITOR	VULA	EMERTIMI I PROJEKTIT	PROJEKTUES	VULA	GRUPI I PROJEKTIMIT			SHKALLA	
BASHKIA SELENICË		Rikonstruksion i shkolles 9-vjecare "Dëshmorët e Peshkëpisë", në fshatin Peshkëpi, Bashkia Selenicë.	B.O.E "STATENG" SHPK Nr.Licence N.6965/4 & "HE&SK 11" SHPK Nr. Licence N.6703/18  		Arkitekt	Inxh. Elektrik		1:400	
					A.CELA	B. HYSENI		Formati	A3 L
					Inxh. Gjeodet	Inxh. Mekanik		Fleta Nr.	A-9.3
					E. LAMI	M. SAKOLLI		Data	
Inxh. Ndertimi							TIRANË		
A. REFATLLARI									

KATI 1



MBIVENDOSJA E PAISJEVE NE TAVAN / KATI 1

Legjenda

Simboli	Peshkrimi	Simboli	Peshkrimi	Simboli	Peshkrimi	Simboli	Peshkrimi
	Ndricues plafon led, 20 w		Ndricues i varur hinke 150 W		Detektor temperature konvencional		Ndricues EXIT, Shkalle
	Ndricues plafonier ne ballkon		Sensor ndricimi		Ndricues Emergjence		Kamera IP PoE 3.2 MP Dome (brenda)
	Ndricues linear L=120cm, Led		Detektor optik (tymi) konvencional		Ndricues EXIT		Kamera IP PoE 3.2 MP Bullet (jashta)



INVESTITOR
BASHKIA SELENICË

VULA

EMERTIMI I PROJEKTIT

Rikonstruksion i shkollës 9-vjecare "Dëshmorët e Peshkëpisë", në fshatin Peshkëpi, Bashkia Selenicë.

PROJEKTUES

B.O.E "STATENG" SHPK
Nr.Licence N.6965/4 & "HE&SK 11" SHPK
Nr. Licence N.6703/18



VULA

Arkitekt
A.CELA
Inxh. Gjeodet
E. LAMI
Inxh. Ndertimi
A. REFATLLARI

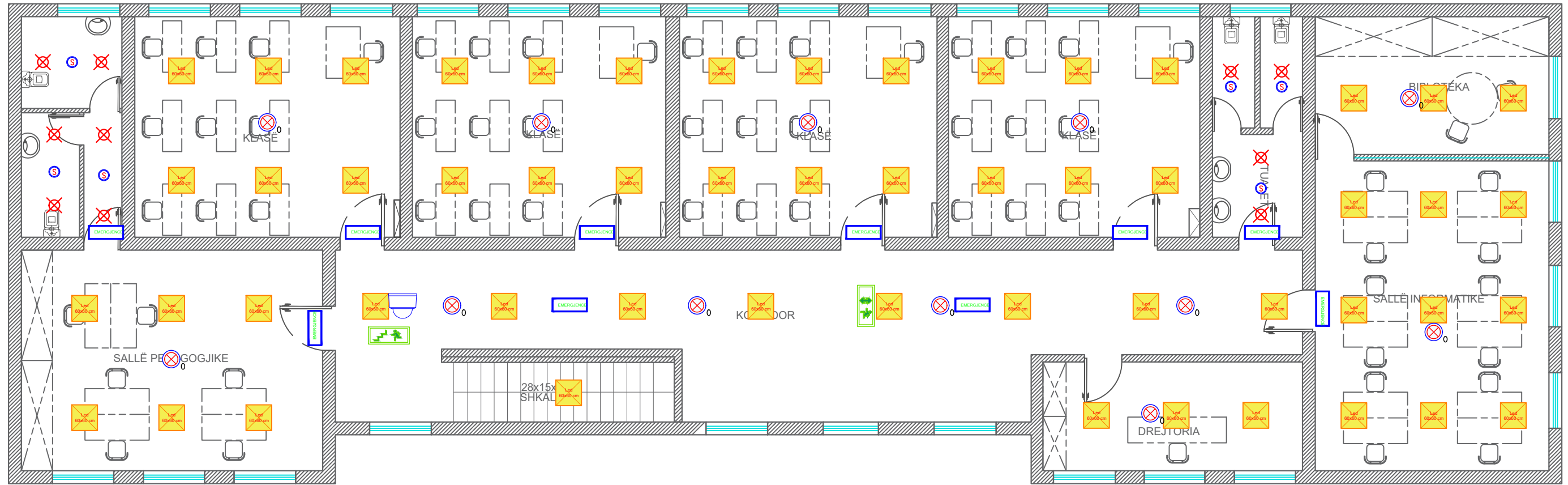
GRUPI I PROJEKTIMIT

Inxh. Elektrik
B. HYSENI
Inxh. Mekanik
M. SAKOLLI

SHKALLA

1:100
Formati A3 L
Fieta Nr. A-10.1
Data
TIRANË

KATI 2



MBIVENDOSJA E PAISJEVE NE TAVAN / KATI 2

Legjenda

Simboli	Peshkrimi	Simboli	Peshkrimi	Simboli	Peshkrimi	Simboli	Peshkrimi
	Ndricues plafon led, 20 w		Ndricues i varur hinke 150 W		Detektor temperature konvencional		Ndricues EXIT, Shkalle
	Ndricues plafonier ne ballkon		Sensor ndricimi		Ndricues Emergjence		Kamera IP PoE 3.2 MP Dome (brenda)
	Ndricues linear L=120cm, Led		Detektor optik (tymi) konvencional		Ndricues EXIT		Kamera IP PoE 3.2 MP Bullet (jashta)



INVESTITOR
BASHKIA SELENICË

VULA

EMERTIMI I PROJEKTIT

Rikonstruksion i shkolles 9-vjecare "Dëshmorët e Peshkëpisë", në fshatin Peshkëpi, Bashkia Selenicë.

PROJEKTUES

B.O.E "STATENG" SHPK
Nr.Licence N.6965/4 & "HE&SK 11" SHPK
Nr. Licence N.6703/18



VULA

Arkitekt
A.CELA
Inxh. Gjeodet
E. LAMI
Inxh. Ndertimi
A. REFATLLARI

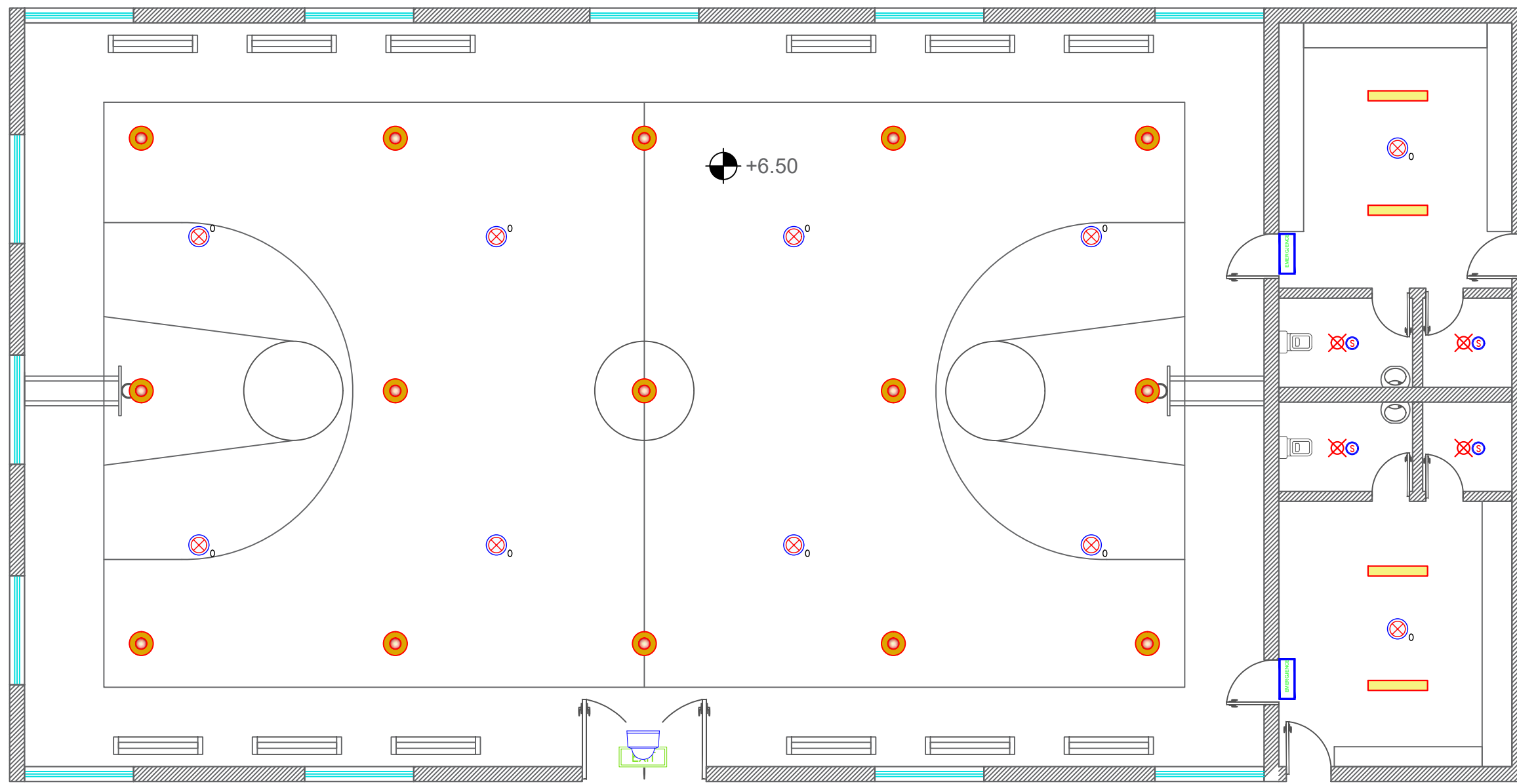
GRUPI I PROJEKTIMIT

Inxh. Elektrik
B. HYSENI
Inxh. Mekanik
M. SAKOLLI

SHKALLA

1:100
Formati A3 L
Fieta Nr. A-10.2
Data
TIRANË

PALESTRA



MBIVENDOSJA E PAISJEVE NE TAVAN / PALESTRA

Legjenda

Simboli	Peshkrimi	Simboli	Peshkrimi	Simboli	Peshkrimi	Simboli	Peshkrimi
	Ndricues plafon led, 20 w		Ndricues i varur hinke 150 W		Detektor temperature konvencional		Ndricues EXIT, Shkalle
	Ndricues plafonier ne ballkon		Sensor ndricimi		Ndricues Emergjence		Kamera IP PoE 3.2 MP Dome (brenda)
	Ndricues linear L=120cm, Led		Detektor optik (tymi) konvencional		Ndricues EXIT		Kamera IP PoE 3.2 MP Bullet (jashta)



INVESTITOR
BASHKIA SELENICË

VULA

EMERTIMI I PROJEKTIT

Rikonstruksion i shkolles 9-vjecare "Dëshmorët e Peshkëpisë", në fshatin Peshkëpi, Bashkia Selenicë.

PROJEKTUES

B.O.E "STATENG" SHPK
Nr.Licence N.6965/4 & "HE&SK 11" SHPK
Nr. Licence N.6703/18



VULA

GRUPI I PROJEKTIMIT

Arkitekt A.CELA	Inxh. Elektrik B. HYSENI
Inxh. Gjeodet E. LAMI	Inxh. Mekanik M. SAKOLLI
Inxh. Ndertimi A. REFATLLARI	

SHKALLA

1:100

Formati A3 L

Fleta Nr. A-10.3

Data

TIRANË

REF. SWITCHBOARD [Q00] 1 2 3 4 5 6 7 8 9

SYMBOLS

CIRCUIT BREAKER	DISCONNECTOR	SWITCH-DISCONNECTOR	THERMAL PROTECTION	MAGNETIC PROTECTION	RESIDUAL CURRENT PROTECTION	OVERLOAD CUT OUT	FUSE	TOROID	MANUAL CONTROL
AUTOMATIC CONTROL	TRIP FREE	ROTARY HANDLE	INTERLOCK	REMOVABLE/WITHDRAWAL EQUIPMENT	KEYLOCK OFF POSITION	KEYLOCK ON POSITION	AUXILIARY CONTACT	UNDERVOLTAGE RELEASE	SHUNT RELEASE
CHANGE OVER SWITCH (FOR MEASUREMENT)	AMMETER	VOLTMETER	FREQUENCY METER	METER	NO CONTACTS CONTACTOR	MANUAL CONTROL CONTACTOR	NC CONTACTS CONTACTOR	IMPULSE RELAY	CLOCK
TWILIGHT SWITCH	ASTRONOMIC CLOCK	UNINTERRUPTED POWER SYSTEM (UPS)	SOCKET	INTERLOCKED SOCKET WITH FUSES	SOFT STARTER	VARIABLE SPEED DRIVE	STAR DELTA STARTER	TRANSFORMER	SURGE PROTECTIVE DEVICE

CUSTOMER	BASHKIA KUKES	PROJECT	FILE	kuadri kryesor kati 1 [Q00].dwg	
ARCHIVE		DATE	8/7/2023	REVISION	R0.0
DESIGNER		PAGE	1a	NEXT	
PLANT	KUADRI KRYESOR	TABLE			



SWITCHBOARD CHARACTERISTICS

UPSTREAM PLANT

VOLTAGE [V]	400	FREQ. [Hz]	50
SWITCHBOARD RATED CURRENT [A]			
SWITCHBOARD PERSPECTIVE CURRENT [kA]			
NEUTRAL SYSTEM	TNS		
BUSBAR SIZE			
In [A]	Icc [kA]		
STRUCTURE	METALLICA		
INSULATION CLASS	IP		

REFERENCE STANDARD

MOULDED CASE CIRCUIT BREAKERS	<input checked="" type="checkbox"/>	CEI EN 60947-2
MINIATURE CIRCUIT BREAKERS	<input type="checkbox"/>	CEI EN 60947-2
	<input type="checkbox"/>	CEI EN 60898
STRUCTURE	<input checked="" type="checkbox"/>	CEI EN 60439-1
	<input type="checkbox"/>	CEI 23-48
	<input type="checkbox"/>	CEI 23-49
	<input type="checkbox"/>	CEI 23-51

NOTES

For the correct interpretation of the drawings a joint reading of all the project documents is required.

The technical characteristics defined in the drawings shall be the minimum required.

The voltage drops are always calculated from the start of the LV network. The line current of the UPS takes into account the battery charger function.

The current project has been dimensioned and documented according to the following reference standards:

- CEI 64-8
- CEI 0-21

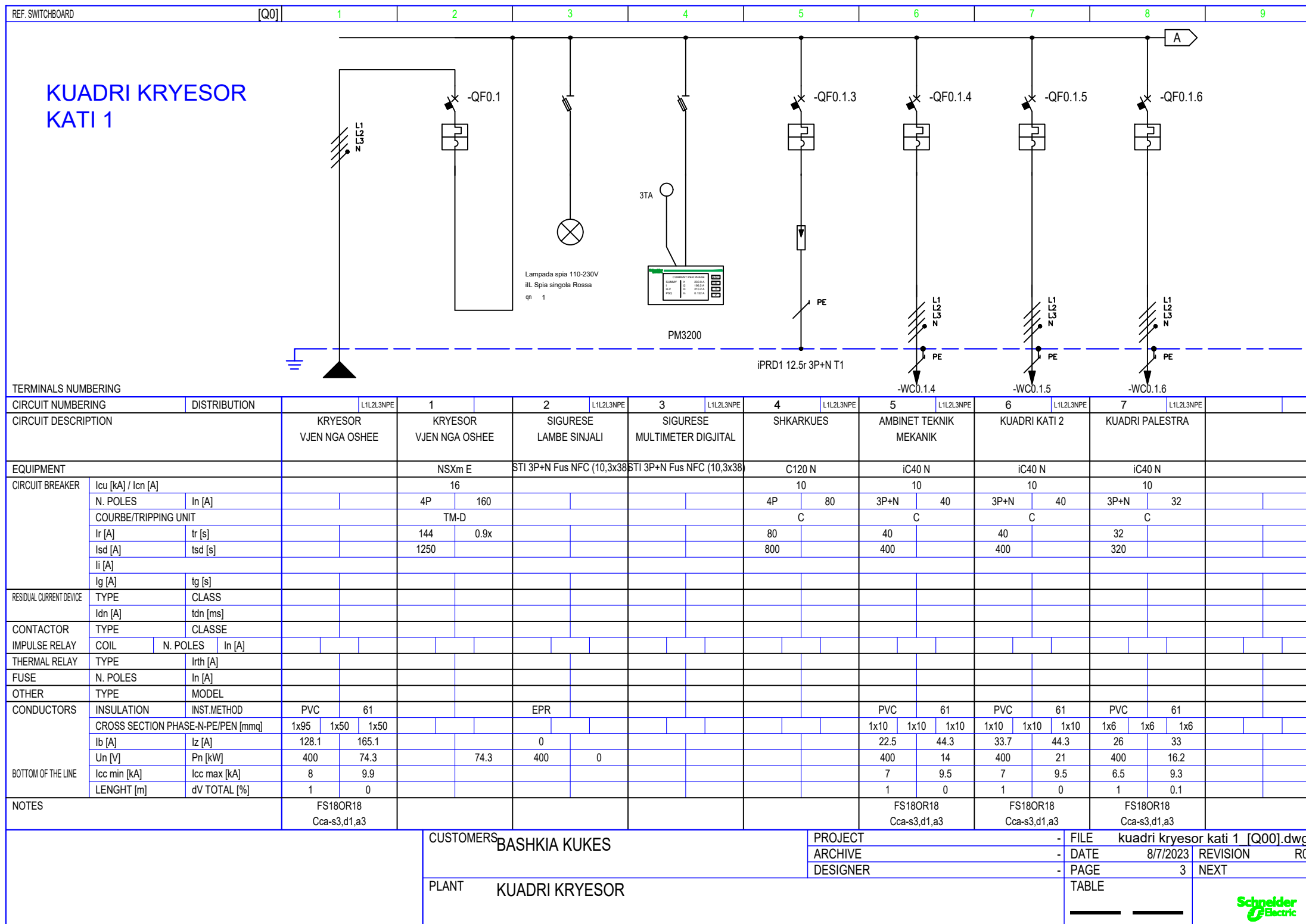
Features of Micrologic control units:

- Micrologic 2.x: LI protection
- Micrologic 5.x: LSI protection
- Micrologic 6.x: LSIG protection
- Micrologic 7.x: LSIV protection
- Micrologic E: measurement of I, V, P, E, PF
- Micrologic H measurement of I, V, P, E, f, PF, Harmonics, THD

KUADROT ELEKTRIKE



INVESTITOR	VULA	EMERTIMI I PROJEKTIT	PROJEKTUES	VULA	GRUPI I PROJEKTIMIT	SHKALLA
BASHKIA SELENICË		Rikonstruksion i shkollës 9-vjecare "Dëshmorët e Peshkëpisë", në fshatin Peshkëpi, Bashkia Selenicë.	B.O.E "STATENG" SHPK Nr.Licence N.6965/4 & "HE&SK 11" SHPK Nr. Licence N.6703/18		Arkitekt A.CELA Inxh. Gjeodet E. LAMI Inxh. Ndertimi A. REFATLLARI	Inxh. Elektrik B. HYSENI Inxh. Mekanik M. SAKOLLI
						Formati A3 L
						Fleta Nr. A-11.1
						Data
						TIRANË



SWITCHBOARD CHARACTERISTICS

UPSTREAM PLANT

VOLTAGE [V]	400	FREQ. [Hz]	50
SWITCHBOARD RATED CURRENT [A]			
SWITCHBOARD PERSPECTIVE CURRENT [kA]			
NEUTRAL SYSTEM	TNS		
BUSBAR SIZE			
In [A]	I _{cc} [kA]		
STRUCTURE	METALLICA		
INSULATION CLASS	IP		

REFERENCE STANDARD

MOULDED CASE CIRCUIT BREAKERS	<input checked="" type="checkbox"/>	CEI EN 60947-2
MINIATURE CIRCUIT BREAKERS	<input type="checkbox"/>	CEI EN 60947-2
	<input type="checkbox"/>	CEI EN 60898
STRUCTURE	<input checked="" type="checkbox"/>	CEI EN 60439-1
	<input type="checkbox"/>	CEI 23-48
	<input type="checkbox"/>	CEI 23-49
	<input type="checkbox"/>	CEI 23-51

NOTES

For the correct interpretation of the drawings a joint reading of all the project documents is required.

The technical characteristics defined in the drawings shall be the minimum required.

The voltage drops are always calculated from the start of the LV network. The line current of the UPS takes into account the battery charger function.

The current project has being dimensioned and documented according the following reference standards:

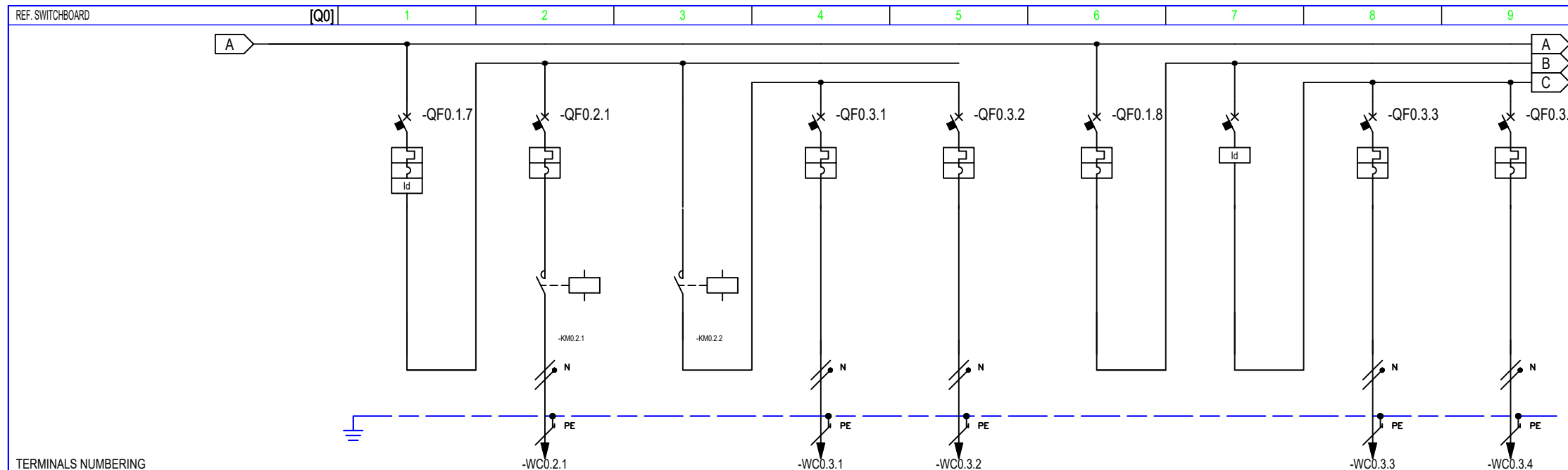
- CEI 64-8
- CEI 0-21

Features of Micrologic control units:

- Micrologic 2.x: LI protection
- Micrologic 5.x: LSI protection
- Micrologic 6.x: LSIG protection
- Micrologic 7.x: LSIV protection
- Micrologic E: measurement of I, V, P, E, PF
- Micrologic H measurement of I, V, P, E, f, PF, Harmonics, THD

KUADROT ELEKTRIKE

	INVESTITOR	VULA	EMERTIMI I PROJEKTIT	PROJEKTUES	VULA	GRUPI I PROJEKTIMIT	SHKALLA
	BASHKIA SELENICË		Rikonstruksion i shkollës 9-vjecare "Dëshmorët e Peshkëpisë", në fshatin Peshkëpi, Bashkia Selenicë.	B.O.E "STATENG" SHPK Nr.Licence N.6965/4 & "HE&SK 11" SHPK Nr. Licence N.6703/18		Arkitekt A.CELA Inxh. Gjeodet E. LAMI Inxh. Ndertimi A. REFATLLARI	Inxh. Elektrik B. HYSENI Inxh. Mekanik M. SAKOLLI



TERMINALS NUMBERING		8		9		10		11		12		13		14		15		16	
CIRCUIT NUMBERING		L1NPE		L1NPE		L1NPE		L1NPE		L1NPE		L1L2L3NPE		L1N		L1NPE		L1NPE	
CIRCUIT DESCRIPTION		KRYESOR NDRICIMI I JASHEM		NDRICIM LINJA 1		KRYESOR NDRICIM LINJA 2, 3		LINJA 2		LINJA 3		KRYESOR KATI 1		KRYESOR GRUPI 1 FUQIA		KOPSHTI		PRIZA KLASA 1	
EQUIPMENT		iC40 N		iC40 N				iC40 N		iC40 N		iC60 N		iID40		iC40 N		iC40 N	
CIRCUIT BREAKER		Icu [kA] / Icn [A]		10		10		10		10		10		10		10		10	
		N. POLES		1P+N 25		1P+N 16		1P+N 16		1P+N 16		4P 50		40		1P+N 20		1P+N 16	
		COURBE/TRIPPING UNIT		C		C		C		C		C		C		C		C	
		I _r [A]		25		16		16		16		50		20		20		16	
		I _{sd} [A]		250		160		160		160		500		200		200		160	
		I _{li} [A]																	
		I _g [A]																	
		tg [s]																	
RESIDUAL CURRENT DEVICE		TYPE		Vigi AC								iID40 A							
		I _{dn} [A]		0.03 Istantaneo								0.03 Istantaneo							
CONTACTOR		TYPE		iCT Na AC7a		iCT Na AC7a		iCT Na AC7a		iCT Na AC7a									
IMPULSE RELAY		COIL		230ca 2P 16		230ca 2P 16		230ca 2P 16		230ca 2P 16									
THERMAL RELAY		TYPE																	
FUSE		N. POLES																	
OTHER		TYPE																	
CONDUCTORS		INSULATION		PVC 61		PVC 61		PVC 61		PVC 61		PVC 61		PVC 61		PVC 61		PVC 61	
		INST.METHOD																	
		CROSS SECTION PHASE-N-PE/PEN [mmq]		1x1.5 1x1.5 1x1.5		1x1.5 1x1.5 1x1.5		1x1.5 1x1.5 1x1.5		1x1.5 1x1.5 1x1.5		1x1.5 1x1.5 1x1.5		1x4 1x4 1x4		1x2.5 1x2.5 1x2.5		1x2.5 1x2.5 1x2.5	
		I _b [A]		1.7 17.9		1.7 17.9		1.7 17.9		1.7 17.9		1.7 17.9		10.1 31.1		6.8 23.6		23.6	
		I _{un} [V]		230 0.35		230 0.35		230 0.35		230 0.35		22.05		4.9		230 2.1		230 1.4	
BOTTOM OF THE LINE		I _{cc} min [kA]		1.05		0.1 0.1		0.1 0.1		0.1 0.1		3.7 5.8		3.7 5.8		5.8 8		4.8 7.1	
		I _{cc} max [kA]																	
		LENGHT [m]		100 2		100 2		100 2		100 2		100 2		100 2		100 2		100 2	
		dV TOTAL [%]																	
NOTES				FS18OR18 Cca-s3,d1,a3		FS18OR18 Cca-s3,d1,a3		FS18OR18 Cca-s3,d1,a3		FS18OR18 Cca-s3,d1,a3		FS18OR18 Cca-s3,d1,a3		FS18OR18 Cca-s3,d1,a3		FS18OR18 Cca-s3,d1,a3		FS18OR18 Cca-s3,d1,a3	

CUSTOMERS	BASHKIA KUKES	PROJECT	kuadri kryesor kati 1 [Q00].dwg
ARCHIVE		DATE	8/7/2023
DESIGNER		REVISION	R0.0
PLANT	KUADRI KRYESOR	PAGE	4
		TABLE	NEXT



SWITCHBOARD CHARACTERISTICS

UPSTREAM PLANT	
VOLTAGE [V]	400
FREQ. [Hz]	50
SWITCHBOARD RATED CURRENT [A]	
SWITCHBOARD PERSPECTIVE CURRENT [kA]	
NEUTRAL SYSTEM	TNS
BUSBAR SIZE	
I _n [A]	I _{cc} [kA]
STRUCTURE	METALLICA
INSULATION CLASS	IP

REFERENCE STANDARD

MOULDED CASE CIRCUIT BREAKERS	<input checked="" type="checkbox"/>	CEI EN 60947-2
MINIATURE CIRCUIT BREAKERS	<input type="checkbox"/>	CEI EN 60947-2
	<input type="checkbox"/>	CEI EN 60898
STRUCTURE	<input checked="" type="checkbox"/>	CEI EN 60439-1
	<input type="checkbox"/>	CEI 23-48
	<input type="checkbox"/>	CEI 23-49
	<input type="checkbox"/>	CEI 23-51

NOTES

For the correct interpretation of the drawings a joint reading of all the project documents is required.

The technical characteristics defined in the drawings shall be the minimum required.

The voltage drops are always calculated from the start of the LV network. The line current of the UPS takes into account the battery charger function.

The current project has been dimensioned and documented according to the following reference standards:

- CEI 64-8
- CEI 0-21

Features of Micrologic control units:

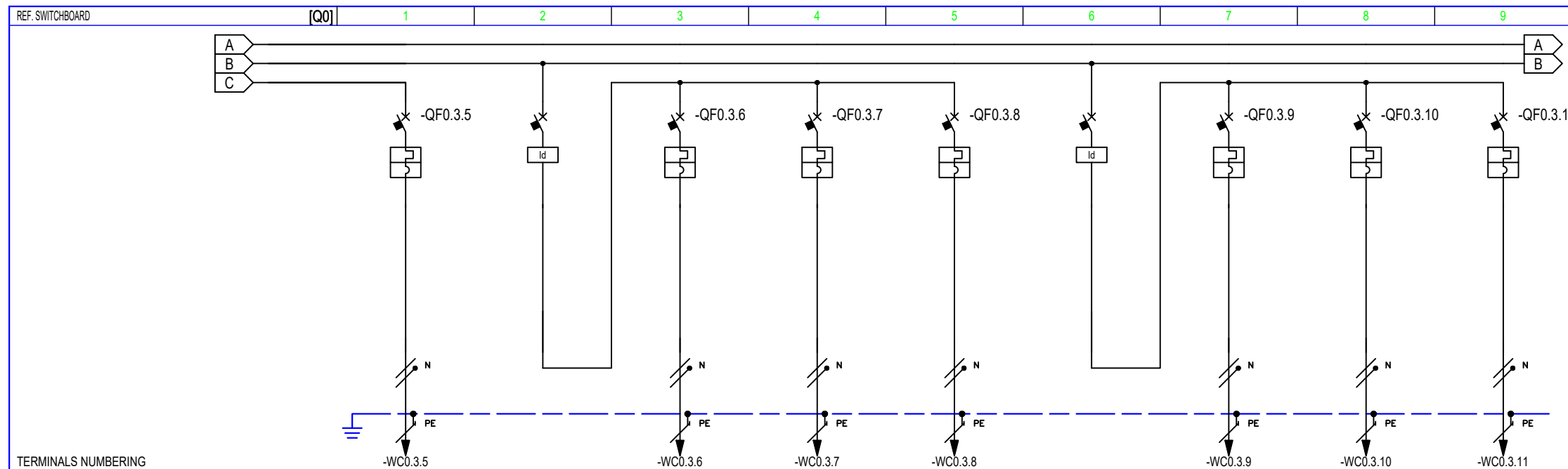
- Micrologic 2.x: LI protection
- Micrologic 5.x: LSI protection
- Micrologic 6.x: LSIG protection
- Micrologic 7.x: LSIV protection
- Micrologic E: measurement of I, V, P, E, PF
- Micrologic H measurement of I, V, P, E, f, PF, Harmonics, THD

KUADROT ELEKTRIKE



INVESTITOR	VULA	EMERTIMI I PROJEKTIT	PROJEKTUES	VULA	GRUPI I PROJEKTIMIT	SHKALLA
BASHKIA SELENICË		Rikonstruksion i shkollës 9-vjecare "Dëshmorët e Peshkëpisë", në fshatin Peshkëpi, Bashkia Selenicë.	B.O.E "STATENG" SHPK Nr.Licence N.6965/4 & "HE&SK 11" SHPK Nr. Licence N.6703/18		Arkitekt A.CELA Inxh. Gjeodet E. LAMI Inxh. Ndertimi A. REFATLLARI	Inxh. Elektrik B. HYSENI Inxh. Mekanik M. SAKOLLI
						Formati A3 L Fieta Nr. A-11.3 Data TIRANË

PROJEKT - ZBATIMI



TERMINALS NUMBERING		17		18		19		20		21		22		23		24		25			
CIRCUIT NUMBERING		L1NPE		L2N		L2NPE		L2NPE		L2NPE		L3N		L3NPE		L3NPE		L3NPE			
CIRCUIT DESCRIPTION		PRIZA KLASA 2		KRYESOR GRUPI 2 FUQIA		PRIZA KLASA 3		PRIZA KLASA 4		PRIZA MENZA		KRYESOR GRUPI 3 KUZHINA		SOBA		PRIZA 1 KUZHINA		PRIZA 2 KUZHINA			
EQUIPMENT		iC40 N		iiD40		iC40 N		iC40 N		iC40 N		iiD40		iC40 N		iC40 N		iC40 N			
CIRCUIT BREAKER		Icu [kA] / Icn [A]		10		40		10		10		10		10		10		10			
		N. POLES		1P+N		16		1P+N		16		1P+N		16		1P+N		16			
		In [A]		16		16		16		16		20		16		16		16			
		COURBE/TRIPPING UNIT		C		C		C		C		C		C		C		C			
		I _r [A]		16		16		16		16		20		16		16		16			
		I _{sd} [A]		160		160		160		160		200		160		160		160			
		I _i [A]																			
		I _g [A]																			
		I _g [s]																			
RESIDUAL CURRENT DEVICE		TYPE		iiD40		A						iiD40		A							
		I _{dn} [A]		0.03		Istantaneo						0.03		Istantaneo							
CONTACTOR		TYPE																			
IMPULSE RELAY		COIL																			
		N. POLES																			
		In [A]																			
THERMAL RELAY		TYPE																			
		I _{lth} [A]																			
FUSE		N. POLES																			
		In [A]																			
OTHER		TYPE																			
		MODEL																			
CONDUCTORS		INSULATION		PVC		61		PVC		61		PVC		61		PVC		61			
		INST.METHOD																			
		CROSS SECTION PHASE-N-PE/PEN [mm ²]		1x2.5		1x2.5		1x2.5		1x2.5		1x2.5		1x2.5		1x2.5		1x2.5			
		I _b [A]		6.8		23.6		6.8		23.6		6.8		23.6		10.1		31.1			
		I _z [A]		230		1.4		230		1.4		230		1.4		4.9		230			
		Un [V]		230		1.4		230		1.4		230		1.4		230		1.4			
BOTTOM OF THE LINE		I _{cc min} [kA]		4.8		7.1		4.8		7.1		4.8		7.1		5.8		8			
		I _{cc max} [kA]		4.8		7.1		4.8		7.1		4.8		7.1		4.8		7.1			
		LENGHT [m]		1		0.1		1		0.1		1		0.1		1		0.1			
NOTES		FS18OR18		Cca-s3,d1,a3		FS18OR18		Cca-s3,d1,a3		FS18OR18		Cca-s3,d1,a3		FS18OR18		Cca-s3,d1,a3		FS18OR18		Cca-s3,d1,a3	

CUSTOMERS	BASHKIA KUKES	PROJECT	FILE	kuadri kryesor kati 1 [Q00].dwg
ARCHIVE		DATE	8/7/2023	REVISION
DESIGNER		PAGE	5	NEXT
PLANT	KUADRI KRYESOR	TABLE		



SWITCHBOARD CHARACTERISTICS

UPSTREAM PLANT	
VOLTAGE [V]	400
FREQ. [Hz]	50
SWITCHBOARD RATED CURRENT [A]	
SWITCHBOARD PERSPECTIVE CURRENT [kA]	
NEUTRAL SYSTEM	TNS
BUSBAR SIZE	
In [A]	Icc [kA]
STRUCTURE	METALLICA
INSULATION CLASS	IP

REFERENCE STANDARD

MOULDED CASE CIRCUIT BREAKERS	<input checked="" type="checkbox"/>	CEI EN 60947-2
MINIATURE CIRCUIT BREAKERS	<input type="checkbox"/>	CEI EN 60947-2
	<input type="checkbox"/>	CEI EN 60898
STRUCTURE	<input checked="" type="checkbox"/>	CEI EN 60439-1
	<input type="checkbox"/>	CEI 23-48
	<input type="checkbox"/>	CEI 23-49
	<input type="checkbox"/>	CEI 23-51

NOTES

For the correct interpretation of the drawings a joint reading of all the project documents is required.

The technical characteristics defined in the drawings shall be the minimum required.

The voltage drops are always calculated from the start of the LV network. The line current of the UPS takes into account the battery charger function.

The current project has being dimensioned and documented according the following reference standards:

- CEI 64-8
- CEI 0-21

Features of Micrologic control units:

- Micrologic 2.x: LI protection
- Micrologic 5.x: LSI protection
- Micrologic 6.x: LSIG protection
- Micrologic 7.x: LSIV protection
- Micrologic E: measurement of I, V, P, E, PF
- Micrologic H measurement of I, V, P, E, f, PF, Harmonics, THD

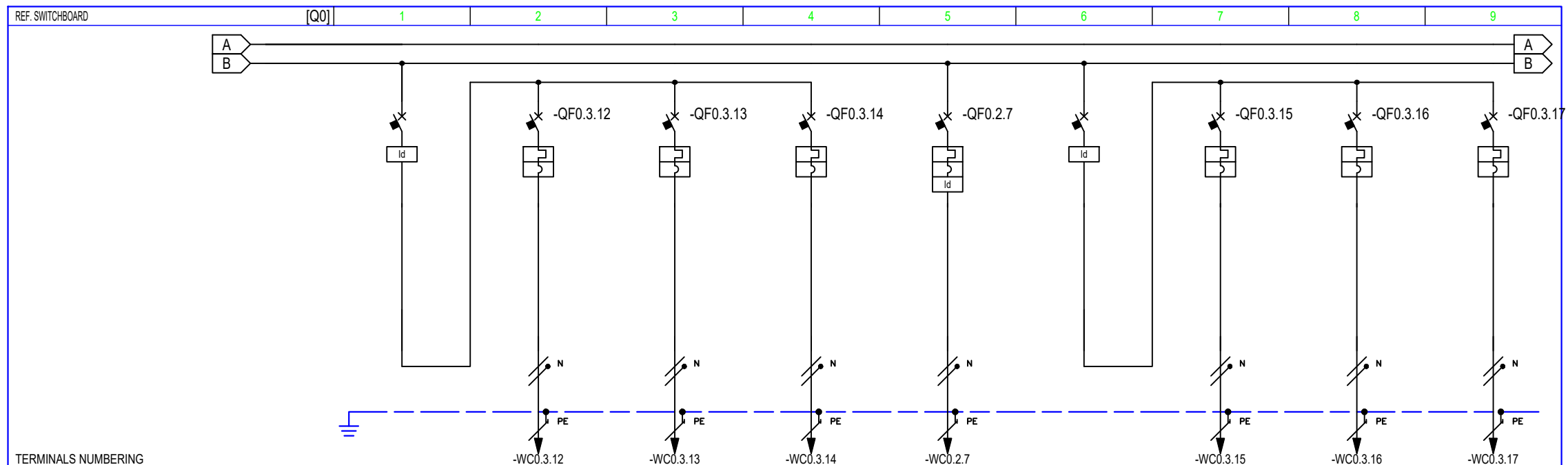
KUADROT ELEKTRIKE



INVESTITOR	VULA	EMERTIMI I PROJEKTIT	PROJEKTUES	VULA	GRUPI I PROJEKTIMIT	SHKALLA
BASHKIA SELENICË		Rikonstruksion i shkollës 9-vjecare "Dëshmorët e Peshkëpisë", në fshatin Peshkëpi, Bashkia Selenicë.	B.O.E "STATENG" SHPK Nr.Licence N.6965/4 & "HE&SK 11" SHPK Nr. Licence N.6703/18		Arkitekt A.CELA Inxh. Gjeodet E. LAMI Inxh. Ndertimi A. REFATLLARI	Inxh. Elektrik B. HYSENI Inxh. Mekanik M. SAKOLLI
						Formati A3 L Fieta Nr. A-10.4 Data TIRANË



PROJEKT - ZBATIMI



TERMINALS NUMBERING	DISTRIBUTION	26	L3N	27	L3NPE	28	L3NPE	29	L3NPE	30	L2NPE	31	L1N	32	L1NPE	33	L1NPE	34	L1NPE
CIRCUIT DESCRIPTION		KRYESOR GRUPI 4 KUZHINA		PRIZA LABORATOR LINJA 1		PRIZA LABORATOR LINJA 2		PRIZA KORIDOR, MAGAZI		PRIZA RACK LABORATOR		KRYESOR GRUPI 1 NDRICIMI		NDRICIM KOPSHTI		NDRICIM KLASA 1		NDRICIM KLASA 2	
EQUIPMENT		iID40		iC40 N		iC40 N		iC40 N		iC40 N		iID40		iC40 N		iC40 N		iC40 N	
CIRCUIT BREAKER	l _{cu} [kA] / l _{cn} [A]			10		10		10		10				10		10		10	
	N. POLES		40	1P+N	16	1P+N	16	1P+N	16	1P+N	16		25	1P+N	10	1P+N	10	1P+N	10
	COURBE/TRIPPING UNIT			C		C		C		C				C		C		C	
	I _r [A]			16		16		16		16				10		10		10	
	I _{sd} [A]			160		160		160		160				100		100		100	
	I _i [A]																		
	I _g [A]																		
	t _g [s]																		
RESIDUAL CURRENT DEVICE	TYPE	iID40	A							Vigi	AC	iID40	A						
	I _{dn} [A]	0.03	Istantaneo							0.03	Istantaneo	0.03	Istantaneo						
CONTACTOR	TYPE																		
IMPULSE RELAY	COIL																		
	N. POLES																		
THERMAL RELAY	TYPE																		
	I _{rth} [A]																		
FUSE	N. POLES																		
OTHER	TYPE																		
CONDUCTORS	INSULATION			PVC	61	PVC	61	PVC	61	PVC	61			PVC	61	PVC	61	PVC	61
	INST.METHOD																		
	CROSS SECTION PHASE-N-PE/PEN [mmq]			1x2.5	1x2.5	1x2.5	1x2.5	1x2.5	1x2.5	1x1.5	1x1.5	1x1.5		1x1.5	1x1.5	1x1.5	1x1.5	1x1.5	1x1.5
	I _b [A]			3.4	23.6	6.8	23.6	6.8	23.6	3.4	17.9			1.7	17.9	1.7	17.9	1.7	17.9
	U _n [V]			230	0.7	230	1.4	230	1.4	230	0.7		1.05	230	0.35	230	0.35	230	0.35
	I _{cc min} [kA]			4.8	7.1	4.8	7.1	4.8	7.1	3.7	5.8			3.7	5.8	3.7	5.8	3.7	5.8
	LENGHT [m]			1	0	1	0.1	1	0.1	1	0.1			1	0	1	0	1	0
NOTES				FS18OR18 Cca-s3,d1,a3		FS18OR18 Cca-s3,d1,a3		FS18OR18 Cca-s3,d1,a3		FS18OR18 Cca-s3,d1,a3				FS18OR18 Cca-s3,d1,a3		FS18OR18 Cca-s3,d1,a3		FS18OR18 Cca-s3,d1,a3	

CUSTOMERS	BASHKIA KUKES	PROJECT	FILE	kuadri kryesor kati 1 [Q00].dwg
		ARCHIVE	DATE	8/7/2023
		DESIGNER	PAGE	6
PLANT	KUADRI KRYESOR	REVISION	NEXT	R0.0
		TABLE		



SWITCHBOARD CHARACTERISTICS

UPSTREAM PLANT	
VOLTAGE [V]	400
FREQ. [Hz]	50
SWITCHBOARD RATED CURRENT [A]	
SWITCHBOARD PERSPECTIVE CURRENT [kA]	
NEUTRAL SYSTEM	TNS
BUSBAR SIZE	
I _n [A]	I _{cc} [kA]
STRUCTURE	METALLICA
INSULATION CLASS	IP

REFERENCE STANDARD

MOULDED CASE CIRCUIT BREAKERS	<input checked="" type="checkbox"/>	CEI EN 60947-2
MINIATURE CIRCUIT BREAKERS	<input type="checkbox"/>	CEI EN 60947-2
	<input type="checkbox"/>	CEI EN 60898
STRUCTURE	<input checked="" type="checkbox"/>	CEI EN 60439-1
	<input type="checkbox"/>	CEI 23-48
	<input type="checkbox"/>	CEI 23-49
	<input type="checkbox"/>	CEI 23-51

NOTES

For the correct interpretation of the drawings a joint reading of all the project documents is required.

The technical characteristics defined in the drawings shall be the minimum required.

The voltage drops are always calculated from the start of the LV network. The line current of the UPS takes into account the battery charger function.

The current project has being dimensioned and documented according the following reference standards:

- CEI 64-8
- CEI 0-21

Features of Micrologic control units:

- Micrologic 2.x: LI protection
- Micrologic 5.x: LSI protection
- Micrologic 6.x: LSIG protection
- Micrologic 7.x: LSIV protection
- Micrologic E: measurement of I, V, P, E, PF
- Micrologic H measurement of I, V, P, E, f, PF, Harmonics, THD

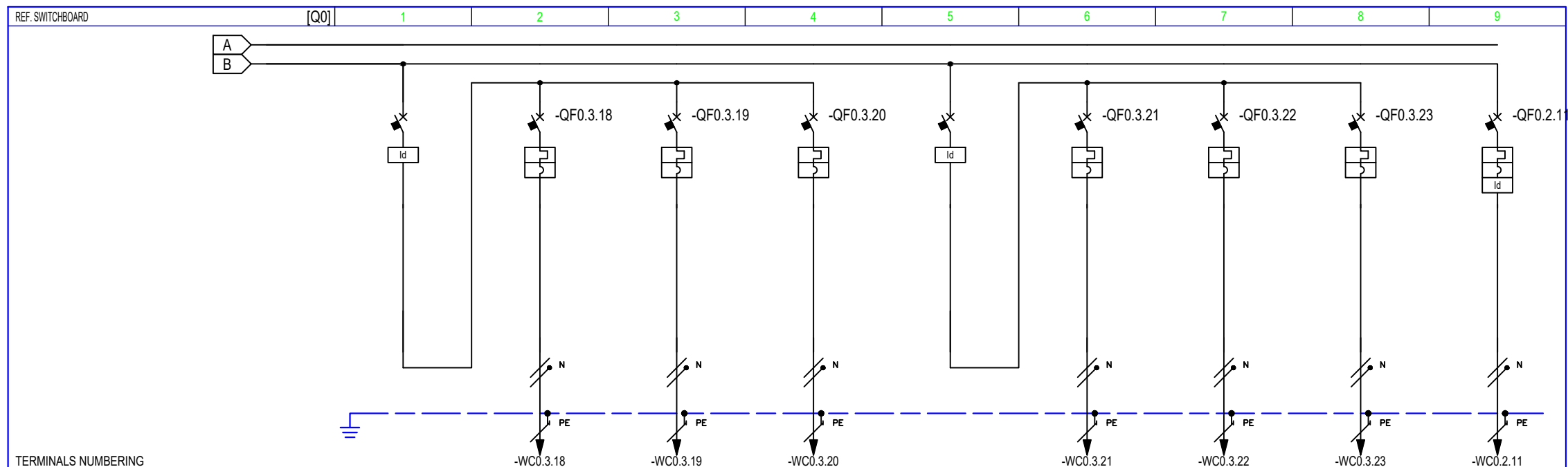
KUADROT ELEKTRIKE



INVESTITOR	VULA	EMERTIMI I PROJEKTIT	PROJEKTUES	VULA	GRUPI I PROJEKTIMIT	SHKALLA
BASHKIA SELENICË		Rikonstruksion i shkollës 9-vjecare "Dëshmorët e Peshkëpisë", në fshatin Peshkëpi, Bashkia Selenicë.	B.O.E "STATENG" SHPK Nr.Licence N.6965/4 & "HE&SK 11" SHPK Nr. Licence N.6703/18		Arkitekt A.CELA Inxh. Gjeodet E. LAMI Inxh. Ndertimi A. REFATLLARI	Inxh. Elektrik B. HYSENI Inxh. Mekanik M. SAKOLLI
						Formati A3 L Fieta Nr. A-11.5 Data TIRANË



PROJEKT - ZBATIMI



TERMINALS NUMBERING		35		36			37			38			39		40			41			42			43	
CIRCUIT NUMBERING	DISTRIBUTION	L2N	L2NPE	L2NPE	L2NPE	L2NPE	L2NPE	L2NPE	L2NPE	L2NPE	L2NPE	L2NPE	L2NPE	L2NPE	L2NPE	L2NPE	L2NPE	L2NPE	L2NPE	L2NPE	L2NPE	L2NPE			
CIRCUIT DESCRIPTION		KRYESOR GRUPI 2 NDRICIMI		NDRICIM KLASA 3			NDRICIM KLASA 4			NDRICIM MENZA			KRYESOR GRUPI 3 NDRICIMI		NDRICIM KUZHINA			NDRICIM LABORATOR			NDRICIM KORIDOR + MAGAZINE			NDRICIM EMERGJENT	
EQUIPMENT		iID40		iC40 N			iC40 N			iC40 N			iID40		iC40 N			iC40 N			iC40 N			iC40 N	
CIRCUIT BREAKER		Icu [kA] / Icn [A]		10			10			10			10		10			10			10			10	
		N. POLES		1P+N			1P+N			1P+N			1P+N		1P+N			1P+N			1P+N			1P+N	
		In [A]		10			10			10			10		10			10			10			16	
		COURBE/TRIPPING UNIT		C			C			C			C		C			C			C			C	
		I _r [A]		10			10			10			10		10			10			10			16	
		I _{sd} [A]		100			100			100			100		100			100			100			160	
		I _i [A]																							
		I _g [A]																							
		tg [s]																							
RESIDUAL CURRENT DEVICE		TYPE		iID40			A			iID40			A								Vigi			AC	
		I _{dn} [A]		0.03			Istantaneo			0.03			Istantaneo								0.03			Istantaneo	
CONTACTOR		TYPE																							
IMPULSE RELAY		COIL																							
		N. POLES																							
		In [A]																							
THERMAL RELAY		TYPE																							
		I _{rth} [A]																							
FUSE		N. POLES																							
		In [A]																							
OTHER		TYPE																							
		MODEL																							
CONDUCTORS		INSULATION		PVC			PVC			PVC			PVC		PVC			PVC			PVC			PVC	
		INST.METHOD		61			61			61			61		61			61			61			61	
		CROSS SECTION PHASE-N-PE/PEN [mm ²]		1x1.5			1x1.5			1x1.5			1x1.5		1x1.5			1x1.5			1x1.5			1x1.5	
		I _b [A]		1.7			1.7			1.7			1.7		1.7			1.7			1.7			3.4	
		I _z [A]		17.9			17.9			17.9			17.9		17.9			17.9			17.9			17.9	
		Un [V]		230			230			230			230		230			230			230			230	
		P _n [kW]		0.35			0.35			0.35			0.35		0.35			0.35			0.35			0.7	
BOTTOM OF THE LINE		I _{cc} min [kA]		3.7			3.7			3.7			3.7		3.7			3.7			3.7			3.7	
		I _{cc} max [kA]		5.8			5.8			5.8			5.8		5.8			5.8			5.8			5.8	
		LENGHT [m]		1			1			1			1		1			1			1			1	
		dV TOTAL [%]		0			0			0			0		0			0			0			0.1	

NOTES		FS18OR18 Cca-s3,d1,a3		FS18OR18 Cca-s3,d1,a3			FS18OR18 Cca-s3,d1,a3			FS18OR18 Cca-s3,d1,a3		FS18OR18 Cca-s3,d1,a3			FS18OR18 Cca-s3,d1,a3			FS18OR18 Cca-s3,d1,a3			
CUSTOMERS		BASHKIA KUKES										PROJECT		FILE kuadri kryesor kati 1 [Q00].dwg							
		PLANT KUADRI KRYESOR										ARCHIVE		DATE 8/7/2023 REVISION R0.0							
												DESIGNER		PAGE 7 NEXT							
												TABLE									

SWITCHBOARD CHARACTERISTICS

UPSTREAM PLANT	
VOLTAGE [V]	400
FREQ. [Hz]	50
SWITCHBOARD RATED CURRENT [A]	
SWITCHBOARD PERSPECTIVE CURRENT [kA]	
NEUTRAL SYSTEM	TNS
BUSBAR SIZE	
In [A]	Icc [kA]
STRUCTURE	METALLICA
INSULATION CLASS	IP

REFERENCE STANDARD

MOULDED CASE CIRCUIT BREAKERS	<input checked="" type="checkbox"/>	CEI EN 60947-2
MINIATURE CIRCUIT BREAKERS	<input type="checkbox"/>	CEI EN 60947-2
	<input type="checkbox"/>	CEI EN 60898
STRUCTURE	<input checked="" type="checkbox"/>	CEI EN 60439-1
	<input type="checkbox"/>	CEI 23-48
	<input type="checkbox"/>	CEI 23-49
	<input type="checkbox"/>	CEI 23-51

NOTES

For the correct interpretation of the drawings a joint reading of all the project documents is required.

The technical characteristics defined in the drawings shall be the minimum required.

The voltage drops are always calculated from the start of the LV network. The line current of the UPS takes into account the battery charger function.

The current project has being dimensioned and documented according the following reference standards:

- CEI 64-8
- CEI 0-21

Features of Micrologic control units:

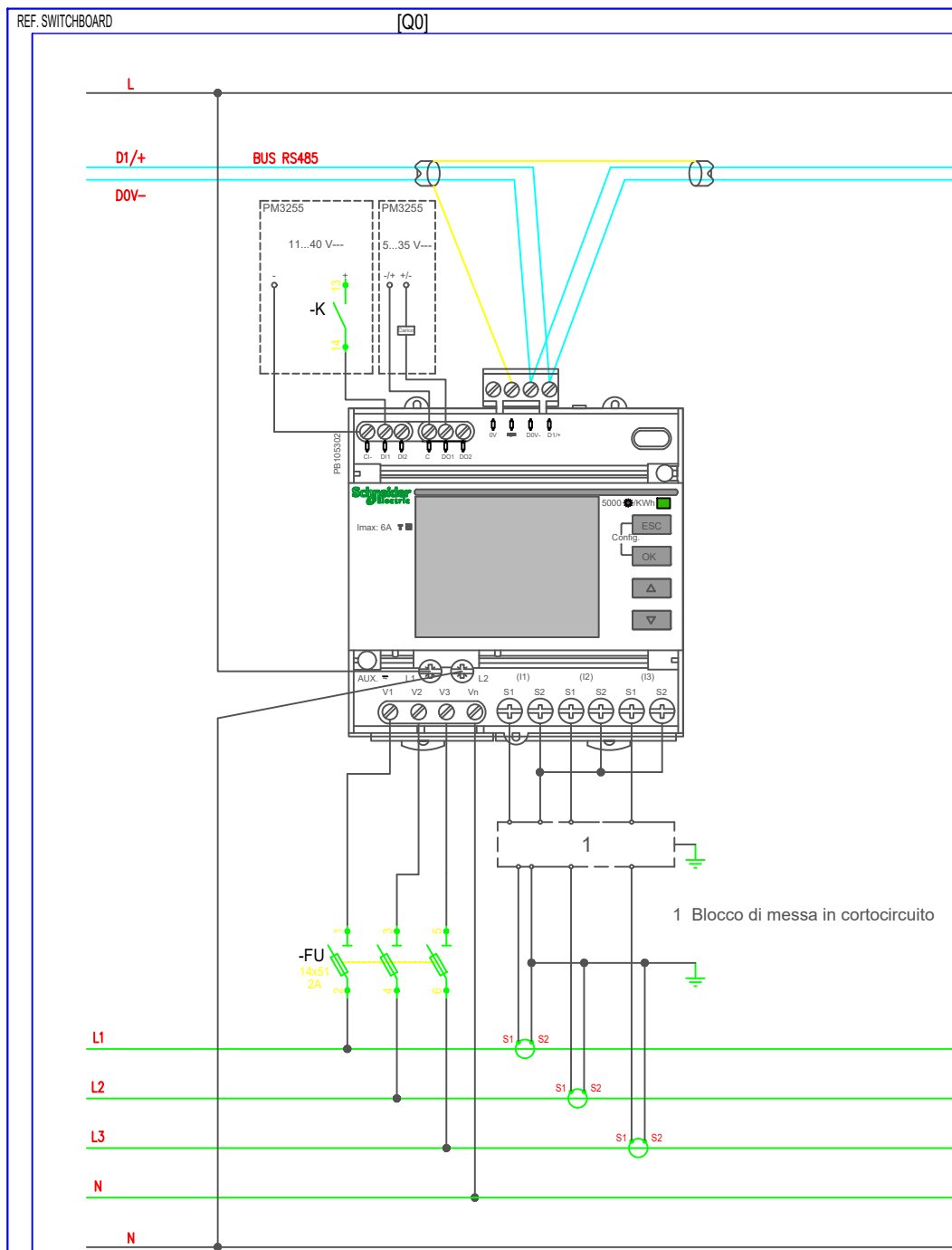
- Micrologic 2.x: LI protection
- Micrologic 5.x: LSI protection
- Micrologic 6.x: LSIG protection
- Micrologic 7.x: LSIV protection
- Micrologic E: measurement of I, V, P, E, PF
- Micrologic H measurement of I, V, P, E, f, PF, Harmonics, THD

KUADROT ELEKTRIKE



INVESTITOR	VULA	EMERTIMI I PROJEKTIT	PROJEKTUES	VULA	GRUPI I PROJEKTIMIT	SHKALLA
BASHKIA SELENICË		Rikonstruksion i shkollës 9-vjecare "Dëshmorët e Peshkëpisë", në fshatin Peshkëpi, Bashkia Selenicë.	B.O.E "STATENG" SHPK Nr.Licence N.6965/4 & "HE&SK 11" SHPK Nr. Licence N.6703/18		Arkitekt A.CELA Inxh. Gjeodet E. LAMI Inxh. Ndertimi A. REFATLLARI	Inxh. Elektrik B. HYSENI Inxh. Mekanik M. SAKOLLI
						Formati A3 L Fieta Nr. A-11.6 Data TIRANË



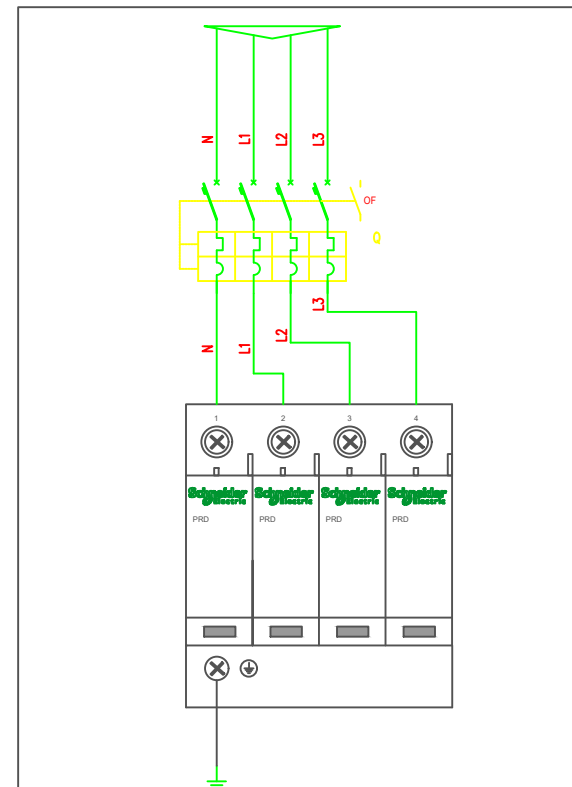


Multimetro Digitale Serie PM32xx

Multimetro digitale con misura di I, V, E, P e Q, f, THD su corrente e tensione e PF.
 Adatto per circuiti monofase e trifase (con o senza neutro) e garantisce la misura di energia attiva, sia prodotta che consumata, con precisione in classe 0.5S in conformità alla norma CEI EN 62053-22 e CEI EN 61557-12 PMD/Sx/K55/0.5.

Caratteristiche tecniche:

- Dotato di uscita Modbus RS485,
- 2 ingressi digitali,
- 2 uscite digitali programmabili.
- Dispositivo multitariffa, dotato di memoria interna.
- Tensione di alimentazione da 100/173 a 277/480 V CA con frequenza da 45 a 65 Hz; da 100 a 300 V CC.
- n. 3 TA XXX/5A



SWITCHBOARD CHARACTERISTICS

UPSTREAM PLANT	
VOLTAGE [V]	400
FREQ. [Hz]	50
SWITCHBOARD RATED CURRENT [A]	
SWITCHBOARD PERSPECTIVE CURRENT [kA]	
NEUTRAL SYSTEM	TNS
BUSBAR SIZE	
In [A]	Icc [kA]
STRUCTURE	METALLICA
INSULATION CLASS	IP

REFERENCE STANDARD

MOULDED CASE CIRCUIT BREAKERS	<input checked="" type="checkbox"/>	CEI EN 60947-2
MINIATURE CIRCUIT BREAKERS	<input type="checkbox"/>	CEI EN 60947-2
	<input type="checkbox"/>	CEI EN 60898
STRUCTURE	<input checked="" type="checkbox"/>	CEI EN 60439-1
	<input type="checkbox"/>	CEI 23-48
	<input type="checkbox"/>	CEI 23-49
	<input type="checkbox"/>	CEI 23-51

NOTES

For the correct interpretation of the drawings a joint reading of all the project documents is required.

The technical characteristics defined in the drawings shall be the minimum required.

The voltage drops are always calculated from the start of the LV network. The line current of the UPS takes into account the battery charger function.

The current project has being dimensioned and documented according the following reference standards:

- CEI 64-8
- CEI 0-21

Features of Micrologic control units:

- Micrologic 2.x: LI protection
- Micrologic 5.x: LSI protection
- Micrologic 6.x: LSIG protection
- Micrologic 7.x: LSIV protection
- Micrologic E: measurement of I, V, P, E, PF
- Micrologic H measurement of I, V, P, E, f, PF, Harmonics, THD

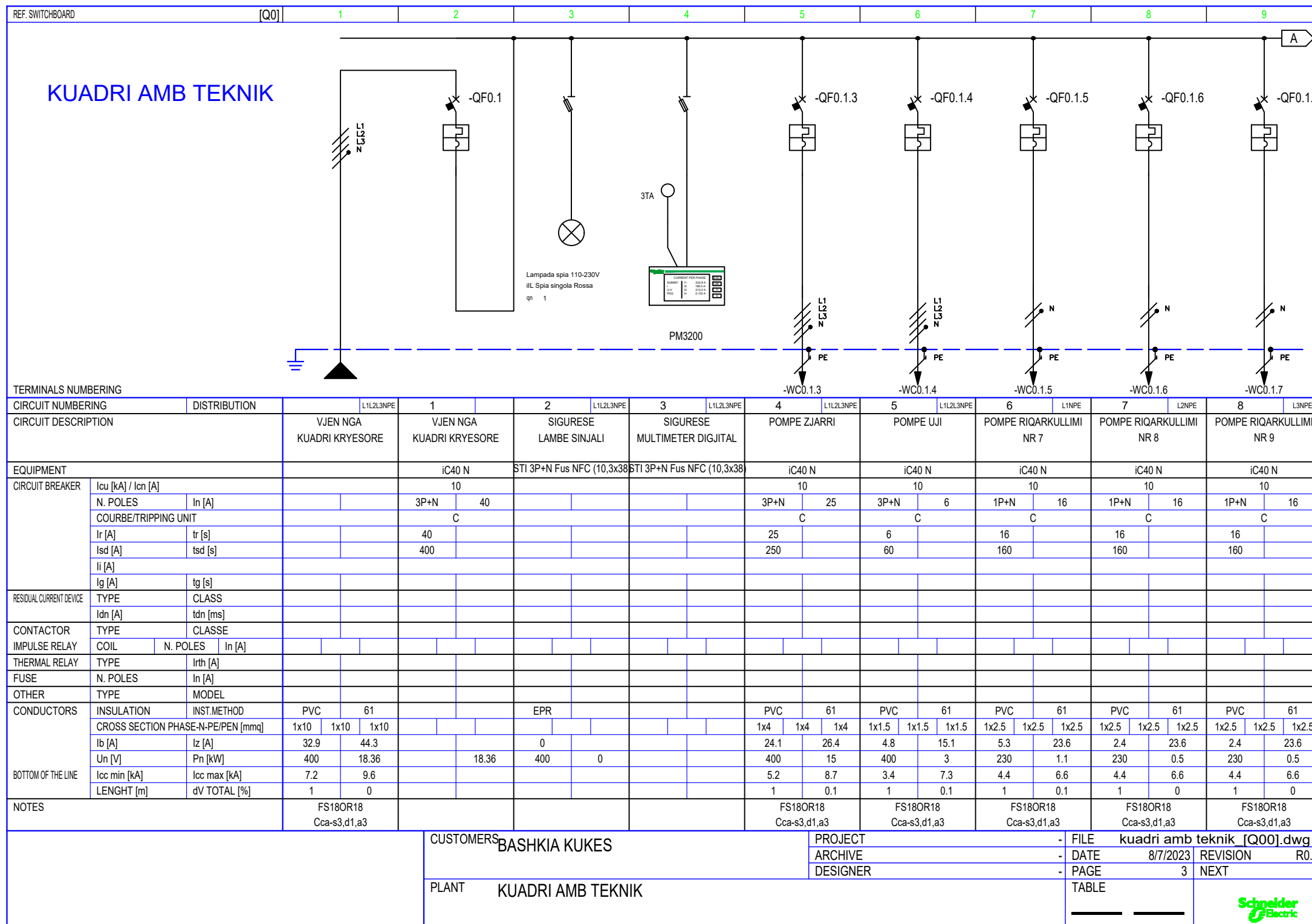
CUSTOMER	BASHKIA KUKES	PROJECT	- FILE	kuadri kryesor kati 1 [Q00].dwg
		ARCHIVE	- DATE	8/7/2023 REVISION R0.0
PLANT	KUADRI KRYESOR	DESIGNER	- PAGE	8 NEXT
		TABLE		



KUADROT ELEKTRIKE



INVESTITOR	VULA	EMERTIMI I PROJEKTIT	PROJEKTUES	VULA	GRUPI I PROJEKTIMIT	SHKALLA
BASHKIA SELENICË		Rikonstruksion i shkolles 9-vjecare "Dëshmorët e Peshkëpisë", në fshatin Peshkëpi, Bashkia Selenicë.	B.O.E "STATENG" SHPK Nr.Licence N.6965/4 & "HE&SK 11" SHPK Nr. Licence N.6703/18		Arkitekt A.CELA Inxh. Gjeodet E. LAMI Inxh. Ndertimi A. REFATLLARI	Inxh. Elektrik B. HYSENI Inxh. Mekanik M. SAKOLLI
						Formati A3 L Fieta Nr. A-11.7 Data TIRANË



SWITCHBOARD CHARACTERISTICS	
UPSTREAM PLANT	
VOLTAGE [V]	400
FREQ. [Hz]	50
SWITCHBOARD RATED CURRENT [A]	
SWITCHBOARD PERSPECTIVE CURRENT [kA]	
NEUTRAL SYSTEM	TNS
BUSBAR SIZE	
In [A]	I _{cc} [kA]
STRUCTURE	METALLICA
INSULATION CLASS	IP

REFERENCE STANDARD	
MOULDED CASE CIRCUIT BREAKERS	<input checked="" type="checkbox"/> CEI EN 60947-2
MINIATURE CIRCUIT BREAKERS	<input type="checkbox"/> CEI EN 60947-2
	<input type="checkbox"/> CEI EN 60898
STRUCTURE	<input checked="" type="checkbox"/> CEI EN 60439-1
	<input type="checkbox"/> CEI 23-48
	<input type="checkbox"/> CEI 23-49
	<input type="checkbox"/> CEI 23-51

NOTES

For the correct interpretation of the drawings a joint reading of all the project documents is required.

The technical characteristics defined in the drawings shall be the minimum required.

The voltage drops are always calculated from the start of the LV network. The line current of the UPS takes into account the battery charger function.

The current project has being dimensioned and documented according the following reference standards:

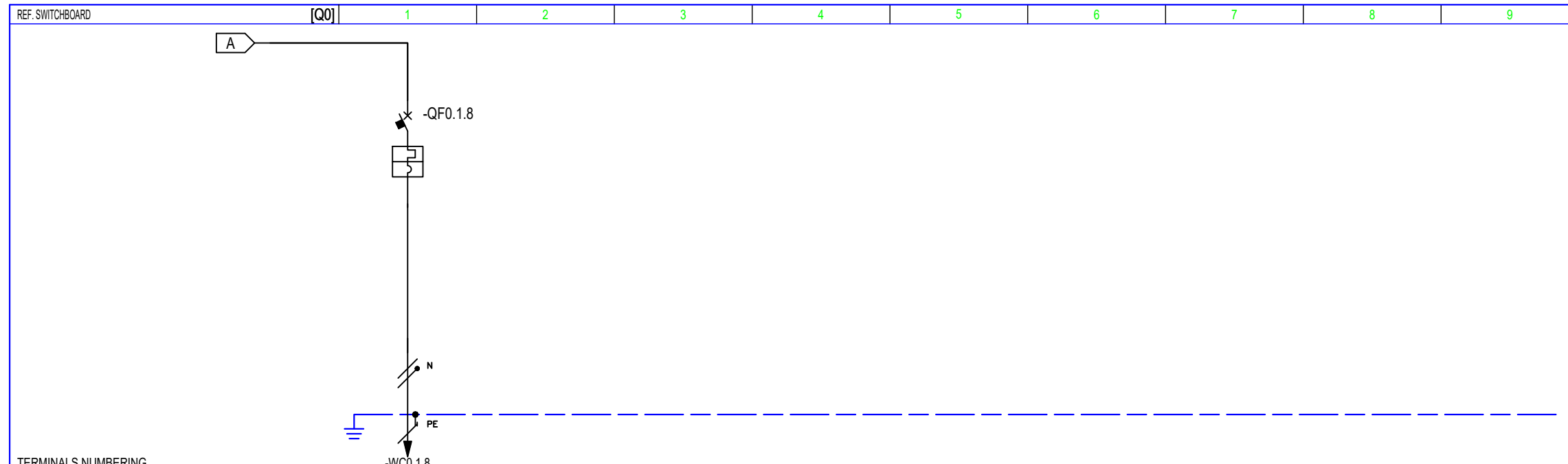
- CEI 64-8
- CEI 0-21

Features of Micrologic control units:

- Micrologic 2.x: LI protection
- Micrologic 5.x: LSI protection
- Micrologic 6.x: LSIG protection
- Micrologic 7.x: LSIV protection
- Micrologic E: measurement of I, V, P, E, PF
- Micrologic H measurement of I, V, P, E, f, PF, Harmonics, THD

KUADROT ELEKTRIKE

	INVESTITOR	VULA	EMERTIMI I PROJEKTIT	PROJEKTUES	VULA	GRUPI I PROJEKTIMIT	SHKALLA
	BASHKIA SELENICË		Rikonstruksion i shkollës 9-vjecare "Dëshmorët e Peshkëpisë", në fshatin Peshkëpi, Bashkia Selenicë.	B.O.E "STATENG" SHPK Nr.Licence N.6965/4 & "HE&SK 11" SHPK Nr. Licence N.6703/18		Arkitëkt A.CELA Inxh. Gjeodet E. LAMI Inxh. Ndertimi A. REFATLLARI	Inxh. Elektrik B. HYSENI Inxh. Mekanik M. SAKOLLI



TERMINALS NUMBERING		DISTRIBUTION		9		L2NPE													
CIRCUIT NUMBERING		DISTRIBUTION		9		L2NPE													
CIRCUIT DESCRIPTION		DISTRIBUTION		POMPE RIQARKULLIMI NR 12															
EQUIPMENT		DISTRIBUTION		iC40 N															
CIRCUIT BREAKER	Icu [kA] / Icn [A]			10															
	N. POLES	In [A]			1P+N 16														
	COURBE/TRIPPING UNIT				C														
	Ir [A]	tr [s]			16														
	I _{sd} [A]	tsd [s]			160														
	Ii [A]																		
RESIDUAL CURRENT DEVICE	Ig [A]	tg [s]																	
	TYPE	CLASS																	
CONDUCTOR	TYPE	CLASSE																	
IMPULSE RELAY	COIL	N. POLES	In [A]																
THERMAL RELAY	TYPE	I _{rth} [A]																	
FUSE	N. POLES	In [A]																	
OTHER	TYPE	MODEL																	
CONDUCTORS	INSULATION	INST.METHOD	PVC	61															
	CROSS SECTION PHASE-N-PE/PEN [mmq]		1x2.5	1x2.5	1x2.5														
	I _b [A]	I _z [A]	7.2		23.6														
BOTTOM OF THE LINE	Un [V]	Pn [kW]	230		1.5														
	I _{cc min} [kA]	I _{cc max} [kA]	4.4		6.6														
	LENGHT [m]	dV TOTAL [%]	1		0.1														
NOTES		FS18OR18 Cca-s3,d1,a3																	

CUSTOMERS	BASHKIA KUKES	PROJECT	FILE	kuadri amb teknik [Q00].dwg	
ARCHIVE		DATE	8/7/2023	REVISION	R0.0
DESIGNER		PAGE	4	NEXT	
PLANT	KUADRI AMB TEKNIK	TABLE			

SWITCHBOARD CHARACTERISTICS	
UPSTREAM PLANT	
VOLTAGE [V]	400
FREQ. [Hz]	50
SWITCHBOARD RATED CURRENT [A]	
SWITCHBOARD PERSPECTIVE CURRENT [kA]	
NEUTRAL SYSTEM	TNS
BUSBAR SIZE	
In [A]	I _{cc} [kA]
STRUCTURE	METALLICA
INSULATION CLASS	IP
REFERENCE STANDARD	
MOULDED CASE CIRCUIT BREAKERS	<input checked="" type="checkbox"/> CEI EN 60947-2
MINIATURE CIRCUIT BREAKERS	<input type="checkbox"/> CEI EN 60947-2
	<input type="checkbox"/> CEI EN 60898
STRUCTURE	<input checked="" type="checkbox"/> CEI EN 60439-1
	<input type="checkbox"/> CEI 23-48
	<input type="checkbox"/> CEI 23-49
	<input type="checkbox"/> CEI 23-51

NOTES

For the correct interpretation of the drawings a joint reading of all the project documents is required.

The technical characteristics defined in the drawings shall be the minimum required.

The voltage drops are always calculated from the start of the LV network. The line current of the UPS takes into account the battery charger function.

The current project has being dimensioned and documented according the following reference standards:

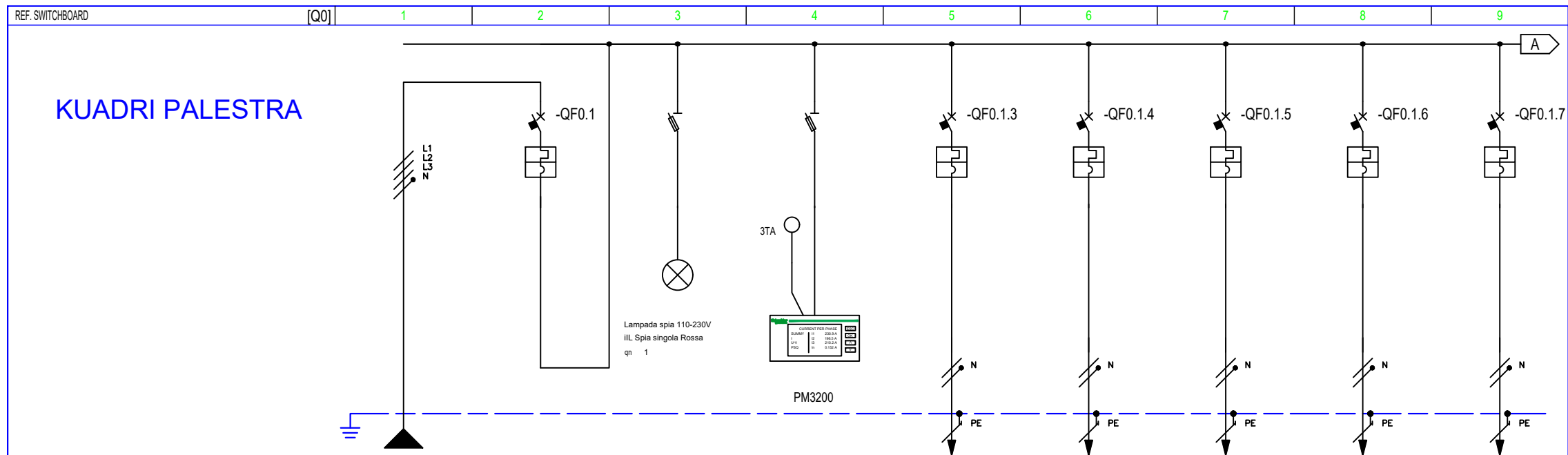
- CEI 64-8
- CEI 0-21

Features of Micrologic control units:

- Micrologic 2.x: LI protection
- Micrologic 5.x: LSI protection
- Micrologic 6.x: LSIG protection
- Micrologic 7.x: LSIV protection
- Micrologic E: measurement of I, V, P, E, PF
- Micrologic H measurement of I, V, P, E, f, PF, Harmonics, THD

KUADROT ELEKTRIKE

	INVESTITOR	VULA	EMERTIMI I PROJEKTIT	PROJEKTUES	VULA	GRUPI I PROJEKTIMIT	SHKALLA
	BASHKIA SELENICË		Rikonstruksion i shkolles 9-vjecare "Dëshmorët e Peshkëpisë", në fshatin Peshkëpi, Bashkia Selenicë.	B.O.E "STATENG" SHPK Nr.Licence N.6965/4 & "HE&SK 11" SHPK Nr. Licence N.6703/18		Arkitekt A.CELA Inxh. Gjeodet E. LAMI Inxh. Ndertimi A. REFATLLARI	Inxh. Elektrik B. HYSENI Inxh. Mekanik M. SAKOLLI



TERMINALS NUMBERING		1		2		3		4		5		6		7		8		9	
CIRCUIT NUMBERING	DISTRIBUTION	L1L2L3NPE	1	L1L2L3NPE	2	L1L2L3NPE	3	L1L2L3NPE	4	L1NPE	5	L2NPE	6	L3NPE	7	L1NPE	8	L2NPE	9
CIRCUIT DESCRIPTION		VJEN NGA KUADRI KRYESORE		VJEN NGA KUADRI KRYESORE		SIGURESE LAMBE SINJALI		SIGURESE MULTIMETER DIGJITAL		AEROTERME NR 1		AEROTERME NR 2		AEROTERME NR 3		AEROTERME NR 4		PRIZA SHERBIMI PALESTRA	
EQUIPMENT		iC40 N		STI 3P+N Fus NFC (10,3x38)		STI 3P+N Fus NFC (10,3x38)		iC40 N		iC40 N		iC40 N		iC40 N		iC40 N		iC40 N	
CIRCUIT BREAKER		Icu [kA] / Icn [A]		10						10		10		10		10		10	
N. POLES		In [A]		3P+N 32						1P+N 20		1P+N 20		1P+N 20		1P+N 20		1P+N 16	
COURBE/TRIPPING UNIT				C						C		C		C		C		C	
Ir [A]		tr [s]		32						20		20		20		20		16	
Isd [A]		tsd [s]		320						200		200		200		200		160	
Ii [A]																			
Ilg [A]		tg [s]																	
RESIDUAL CURRENT DEVICE		TYPE		CLASS															
Idn [A]		tdn [ms]																	
CONTACTOR		TYPE		CLASSE															
IMPULSE RELAY		COIL		N. POLES		In [A]													
THERMAL RELAY		TYPE		Irt [A]															
FUSE		N. POLES		In [A]															
OTHER		TYPE		MODEL															
CONDUCTORS		INSULATION		INST.METHOD		PVC 61		EPR		PVC 61		PVC 61		PVC 61		PVC 61		PVC 61	
CROSS SECTION PHASE-N-PE/PEN [mmq]		1x6 1x6 1x6								1x4 1x4 1x4		1x4 1x4 1x4		1x4 1x4 1x4		1x4 1x4 1x4		1x2.5 1x2.5 1x2.5	
Ib [A]		Iz [A]		31.7 33		0				19.3 31.1		19.3 31.1		19.3 31.1		19.3 31.1		5.8 23.6	
Un [V]		Pn [kW]		400 17.44		17.44 400 0				230 4		230 4		230 4		230 4		230 1.2	
Icc min [kA]		Icc max [kA]		6.6 9.4						4.8 7.1		4.8 7.1		4.8 7.1		4.8 7.1		4.1 6.3	
LENGHT [m]		dV TOTAL [%]		1 0						1 0.1		1 0.1		1 0.1		1 0.1		1 0.1	
NOTES		FS18OR18 Cca-s3,d1,a3								FS18OR18 Cca-s3,d1,a3		FS18OR18 Cca-s3,d1,a3		FS18OR18 Cca-s3,d1,a3		FS18OR18 Cca-s3,d1,a3		FS18OR18 Cca-s3,d1,a3	

CUSTOMERS	BASHKIA KUKES	PROJECT	kuadri palestra [Q00].dwg
ARCHIVE		DATE	8/7/2023
DESIGNER		REVISION	R0.0
PLANT	KUADRI PALESTRA	PAGE	3
		TABLE	NEXT

SWITCHBOARD CHARACTERISTICS

UPSTREAM PLANT	
VOLTAGE [V]	400
FREQ. [Hz]	50
SWITCHBOARD RATED CURRENT [A]	
SWITCHBOARD PERSPECTIVE CURRENT [kA]	
NEUTRAL SYSTEM	TNS
BUSBAR SIZE	
In [A]	Icc [kA]
STRUCTURE	METALLICA
INSULATION CLASS	IP

REFERENCE STANDARD

MOULDED CASE CIRCUIT BREAKERS	<input checked="" type="checkbox"/>	CEI EN 60947-2
MINIATURE CIRCUIT BREAKERS	<input type="checkbox"/>	CEI EN 60947-2
	<input type="checkbox"/>	CEI EN 60898
STRUCTURE	<input checked="" type="checkbox"/>	CEI EN 60439-1
	<input type="checkbox"/>	CEI 23-48
	<input type="checkbox"/>	CEI 23-49
	<input type="checkbox"/>	CEI 23-51

NOTES

For the correct interpretation of the drawings a joint reading of all the project documents is required.

The technical characteristics defined in the drawings shall be the minimum required.

The voltage drops are always calculated from the start of the LV network. The line current of the UPS takes into account the battery charger function.

The current project has being dimensioned and documented according the following reference standards:

- CEI 64-8
- CEI 0-21

Features of Micrologic control units:


- Micrologic 2.x: LI protection
- Micrologic 5.x: LSI protection
- Micrologic 6.x: LSIG protection
- Micrologic 7.x: LSIV protection
- Micrologic E: measurement of I, V, P, E, PF
- Micrologic H measurement of I, V, P, E, f, PF, Harmonics, THD

KUADROT ELEKTRIKE



INVESTITOR	VULA	EMERTIMI I PROJEKTIT	PROJEKTUES	VULA	GRUPI I PROJEKTIMIT	SHKALLA
BASHKIA SELENICË		Rikonstruksion i shkollës 9-vjecare "Dëshmorët e Peshkëpisë", në fshatin Peshkëpi, Bashkia Selenicë.	B.O.E "STATENG" SHPK Nr.Licence N.6965/4 & "HE&SK 11" SHPK Nr. Licence N.6703/18		Arkitekt A.CELA Inxh. Gjeodet E. LAMI Inxh. Ndertimi A. REFATLLARI	Inxh. Elektrik B. HYSENI Inxh. Mekanik M. SAKOLLI
						Formati A3 L
						Fleta Nr. A-11.10
						Data
						TIRANË

PROJEKT - ZBATIMI



SWITCHBOARD CHARACTERISTICS	
UPSTREAM PLANT	
VOLTAGE [V]	400
FREQ. [Hz]	50
SWITCHBOARD RATED CURRENT [A]	
SWITCHBOARD PERSPECTIVE CURRENT [kA]	
NEUTRAL SYSTEM	TNS
BUSBAR SIZE	
In [A]	I _{cc} [kA]
STRUCTURE	METALLICA
INSULATION CLASS	IP
REFERENCE STANDARD	
MOULDED CASE CIRCUIT BREAKERS	<input checked="" type="checkbox"/> CEI EN 60947-2
MINIATURE CIRCUIT BREAKERS	<input type="checkbox"/> CEI EN 60947-2
	<input type="checkbox"/> CEI EN 60898
STRUCTURE	<input checked="" type="checkbox"/> CEI EN 60439-1
	<input type="checkbox"/> CEI 23-48
	<input type="checkbox"/> CEI 23-49
	<input type="checkbox"/> CEI 23-51

NOTES

For the correct interpretation of the drawings a joint reading of all the project documents is required.

The technical characteristics defined in the drawings shall be the minimum required.

The voltage drops are always calculated from the start of the LV network. The line current of the UPS takes into account the battery charger function.

The current project has been dimensioned and documented according to the following reference standards:

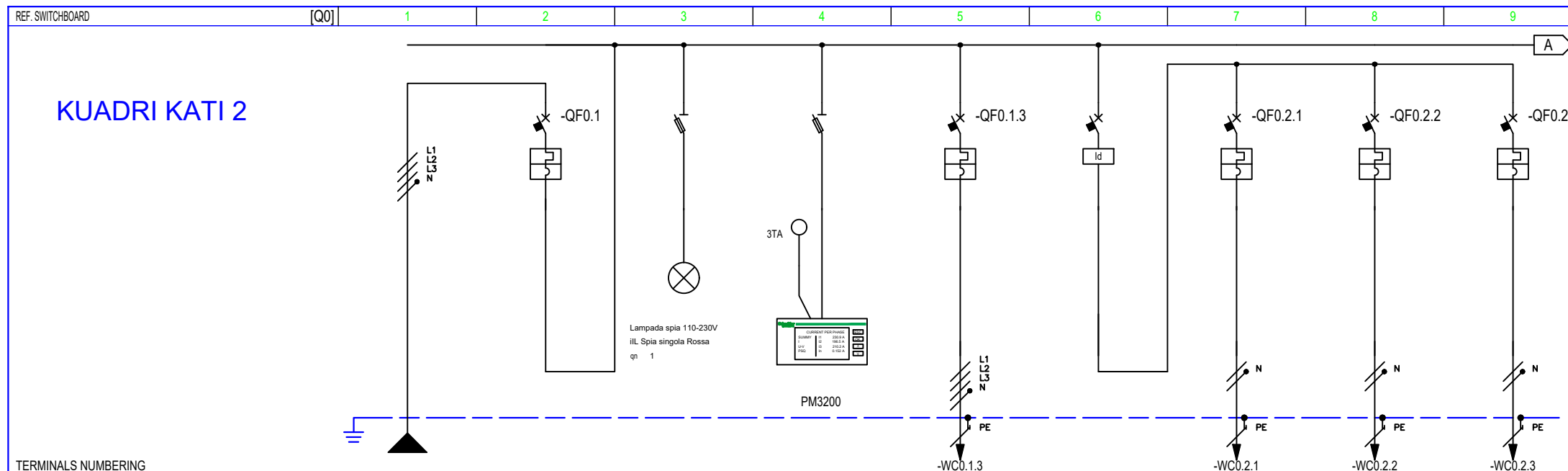
- CEI 64-8
- CEI 0-21

Features of Micrologic control units:

- Micrologic 2.x: LI protection
- Micrologic 5.x: LSI protection
- Micrologic 6.x: LSIG protection
- Micrologic 7.x: LSIV protection
- Micrologic E: measurement of I, V, P, E, PF
- Micrologic H measurement of I, V, P, E, f, PF, Harmonics, THD

KUADROT ELEKTRIKE

	INVESTITOR	VULA	EMERTIMI I PROJEKTIT	PROJEKTUES	VULA	GRUPI I PROJEKTIMIT	SHKALLA
	BASHKIA SELENICË		Rikonstruksion i shkollës 9-vjecare "Dëshmorët e Peshkëpisë", në fshatin Peshkëpi, Bashkia Selenicë.	B.O.E "STATENG" SHPK Nr.Licence N.6965/4 & "HE&SK 11" SHPK Nr. Licence N.6703/18		Arkitekt A.CELA Inxh. Gjeodet E. LAMI Inxh. Ndertimi A. REFATLLARI	Inxh. Elektrik B. HYSENI Inxh. Mekanik M. SAKOLLI



REF. SWITCHBOARD	[Q0]	1	2	3	4	5	6	7	8	9							
CIRCUIT NUMBERING		L1L2L3NPE		1	2	L1L2L3NPE	3	L1L2L3NPE	4	L1L2L3NPE	5	L1L2L3N	L1NPE	7	L2NPE	8	L3NPE
CIRCUIT DESCRIPTION		VJEN NGA KUADRI KRYESORE		VJEN NGA KUADRI KRYESORE	SIGURESE LAMBE SINJALI	SIGURESE MULTIMETER DIGJITAL		KUADRI SALLE INFORMATIKE+BIBLOTEK	KRYESOR GRUPI 1 FUQIA	PRIZA SALLE PEDAGOGJ		PRIZA KLASA 1		PRIZA KLASA 2			
EQUIPMENT		iC40 N		STI 3P+N Fus NFC (10,3x38)	STI 3P+N Fus NFC (10,3x38)	iC40 N		iID (4P)	iC40 N	iC40 N		iC40 N		iC40 N			
CIRCUIT BREAKER		Icu [kA] / Icn [A]		10		10		10	10	10		10		10			
		N. POLES		3P+N		3P+N		3P+N	25	1P+N		1P+N		1P+N			
		In [A]		40		40		25	25	16		16		16			
COURBETRIPPING UNIT		C		C		C		C	C	C		C		C			
		Ir [A]		40		40		25	25	16		16		16			
		tsd [s]		400		400		250	250	160		160		160			
		Ii [A]															
		Ilg [A]															
		tg [s]															
RESIDUAL CURRENT DEVICE		TYPE		CLASS				iID (4P)	A								
		Idn [A]		tdn [ms]				0.03	Istantaneo								
CONTACTOR		TYPE		CLASSE													
IMPULSE RELAY		COIL		N. POLES		In [A]											
THERMAL RELAY		TYPE		IrtH [A]													
FUSE		N. POLES		In [A]													
OTHER		TYPE		MODEL													
CONDUCTORS		INSULATION		INST.METHOD		PVC 61		EPR		PVC 61		PVC 61		PVC 61		PVC 61	
		CROSS SECTION PHASE-N-PE/PEN [mmq]		1x10 1x10 1x10				1x6 1x6 1x6		1x2.5 1x2.5 1x2.5		1x2.5 1x2.5 1x2.5		1x2.5 1x2.5 1x2.5		1x2.5 1x2.5 1x2.5	
		Ib [A]		Iz [A]		36.9 44.3		19.2 33		6.8 23.6		6.8 23.6		6.8 23.6		6.8 23.6	
		Un [V]		Pn [kW]		400 22.64		400 12		4.2		230 1.4		230 1.4		230 1.4	
BOTTOM OF THE LINE		Icc min [kA]		Icc max [kA]		7.2 9.6		5.8 9		4.4		6.6		4.4 6.6		4.4 6.6	
		LENGHT [m]		dV TOTAL [%]		1 0		1 0.1		1 0.1		1 0.1		1 0.1		1 0.1	
NOTES		FS18OR18 Cca-s3,d1,a3						FS18OR18 Cca-s3,d1,a3		FS18OR18 Cca-s3,d1,a3		FS18OR18 Cca-s3,d1,a3		FS18OR18 Cca-s3,d1,a3		FS18OR18 Cca-s3,d1,a3	

CUSTOMERS	BASHKIA KUKES	PROJECT	FILE	kuadri kati 2 [Q00].dwg
		ARCHIVE	DATE	8/7/2023
		DESIGNER	REVISION	R0.0
PLANT	KUADRI KATI 2		PAGE	3
			TABLE	NEXT



SWITCHBOARD CHARACTERISTICS

UPSTREAM PLANT	
VOLTAGE [V]	400
FREQ. [Hz]	50
SWITCHBOARD RATED CURRENT [A]	
SWITCHBOARD PERSPECTIVE CURRENT [kA]	
NEUTRAL SYSTEM	TNS
BUSBAR SIZE	
In [A]	Icc [kA]
STRUCTURE	METALLICA
INSULATION CLASS	IP

REFERENCE STANDARD

MOULDED CASE CIRCUIT BREAKERS	<input checked="" type="checkbox"/>	CEI EN 60947-2
MINIATURE CIRCUIT BREAKERS	<input type="checkbox"/>	CEI EN 60947-2
	<input type="checkbox"/>	CEI EN 60898
STRUCTURE	<input checked="" type="checkbox"/>	CEI EN 60439-1
	<input type="checkbox"/>	CEI 23-48
	<input type="checkbox"/>	CEI 23-49
	<input type="checkbox"/>	CEI 23-51

NOTES

For the correct interpretation of the drawings a joint reading of all the project documents is required.

The technical characteristics defined in the drawings shall be the minimum required.

The voltage drops are always calculated from the start of the LV network. The line current of the UPS takes into account the battery charger function.

The current project has being dimensioned and documented according the following reference standards:

- CEI 64-8
- CEI 0-21

Features of Micrologic control units:

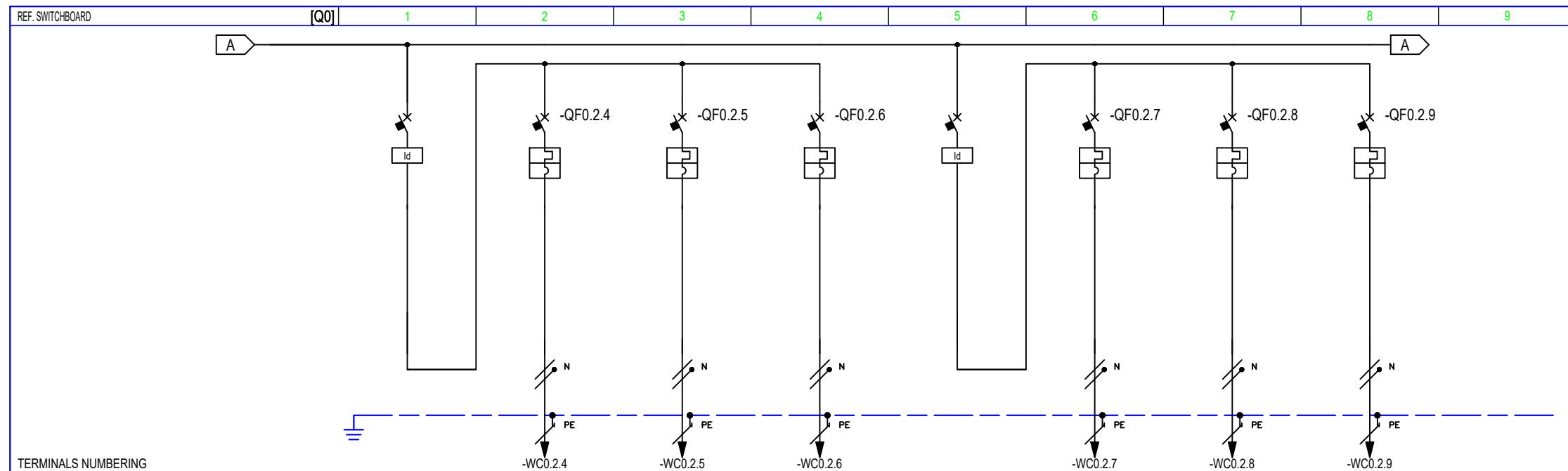
- Micrologic 2.x: LI protection
- Micrologic 5.x: LSI protection
- Micrologic 6.x: LSIG protection
- Micrologic 7.x: LSIV protection
- Micrologic E: measurement of I, V, P, E, PF
- Micrologic H measurement of I, V, P, E, f, PF, Harmonics, THD

KUADROT ELEKTRIKE



INVESTITOR	VULA	EMERTIMI I PROJEKTIT	PROJEKTUES	VULA	GRUPI I PROJEKTIMIT	SHKALLA
BASHKIA SELENICË		Rikonstruksion i shkollës 9-vjecare "Dëshmorët e Peshkëpisë", në fshatin Peshkëpi, Bashkia Selenicë.	B.O.E "STATENG" SHPK Nr.Licence N.6965/4 & "HE&SK 11" SHPK Nr. Licence N.6703/18		Arkitëkt A.CELA Inxh. Gjeodet E. LAMI Inxh. Ndertimi A. REFATLLARI	Inxh. Elektrik B. HYSENI Inxh. Mekanik M. SAKOLLI
						Formati A3 L Fieta Nr. A-11.12 Data TIRANË





TERMINALS NUMBERING		DISTRIBUTION		9	L1L2L3N	10	L1NPE	11	L2NPE	12	L3NPE	13	L1L2L3N	14	L1NPE	15	L2NPE	16	L3NPE		
CIRCUIT DESCRIPTION		KRYESOR GRUPI 2 FUQIA		PRIZA KLASA 3		PRIZA KLASA 4		PRIZA DREJTORIA +KORIDOR		KRYESOR GRUPI 1 NDRICIMI		SALLE PEDAGOGJ		NDRICIMI KLASA 1		NDRICIMI KLASA 2					
EQUIPMENT		iID (4P)		iC40 N		iC40 N		iC40 N		iID (4P)		iC40 N		iC40 N		iC40 N					
CIRCUIT BREAKER	Icu [kA] / Icn [A]	25		10		10		10		25		10		10		10					
	N. POLES	25		1P+N		1P+N		1P+N		25		1P+N		1P+N		1P+N					
	COURBE/TRIPPING UNIT	C		C		C		C		C		C		C		C					
	I _r [A]	16		16		16		16		10		10		10		10					
	I _{sd} [A]	160		160		160		160		100		100		100		100					
RESIDUAL CURRENT DEVICE	TYPE	iID (4P)		A						iID (4P)		A									
	I _{dn} [A]	0.03		Istantaneo						0.03		Istantaneo									
CONDUCTORS	INSULATION	PVC		61		PVC		61		PVC		61		PVC		61		PVC		61	
	CROSS SECTION PHASE-N-PE/PEN [mmq]	1x2.5		1x2.5		1x2.5		1x2.5		1x2.5		1x2.5		1x1.5		1x1.5		1x1.5		1x1.5	
	I _b [A]	3.4		23.6		6.8		23.6		6.8		23.6		1.7		17.9		1.7		17.9	
	U _n [V]	3.5		230		0.7		230		1.4		230		1.4		1.05		230		0.35	
BOTTOM OF THE LINE	I _{cc min} [kA]	4.4		6.6		4.4		6.6		4.4		6.6		3.4		5.4		3.4		5.4	
	LENGHT [m]	1		0.1		1		0.1		1		0.1		1		0.1		1		0.1	
NOTES			FS18OR18 Cca-s3,d1,a3		FS18OR18 Cca-s3,d1,a3		FS18OR18 Cca-s3,d1,a3		FS18OR18 Cca-s3,d1,a3		FS18OR18 Cca-s3,d1,a3		FS18OR18 Cca-s3,d1,a3		FS18OR18 Cca-s3,d1,a3		FS18OR18 Cca-s3,d1,a3				

CUSTOMERS	BASHKIA KUKES	PROJECT	FILE	kuadri kati 2 [Q00].dwg
		ARCHIVE	DATE	8/7/2023
		DESIGNER	PAGE	4
PLANT	KUADRI KATI 2		REVISION	R0.0
			TABLE	NEXT



SWITCHBOARD CHARACTERISTICS

UPSTREAM PLANT	
VOLTAGE [V]	400
FREQ. [Hz]	50
SWITCHBOARD RATED CURRENT [A]	
SWITCHBOARD PERSPECTIVE CURRENT [kA]	
NEUTRAL SYSTEM	TNS
BUSBAR SIZE	
I _n [A]	I _{cc} [kA]
STRUCTURE	METALLICA
INSULATION CLASS	IP

REFERENCE STANDARD

MOULDED CASE CIRCUIT BREAKERS	<input checked="" type="checkbox"/>	CEI EN 60947-2
MINIATURE CIRCUIT BREAKERS	<input type="checkbox"/>	CEI EN 60947-2
	<input type="checkbox"/>	CEI EN 60898
STRUCTURE	<input checked="" type="checkbox"/>	CEI EN 60439-1
	<input type="checkbox"/>	CEI 23-48
	<input type="checkbox"/>	CEI 23-49
	<input type="checkbox"/>	CEI 23-51

NOTES

For the correct interpretation of the drawings a joint reading of all the project documents is required.

The technical characteristics defined in the drawings shall be the minimum required.

The voltage drops are always calculated from the start of the LV network. The line current of the UPS takes into account the battery charger function.

The current project has been dimensioned and documented according to the following reference standards:

- CEI 64-8
- CEI 0-21

Features of Micrologic control units:

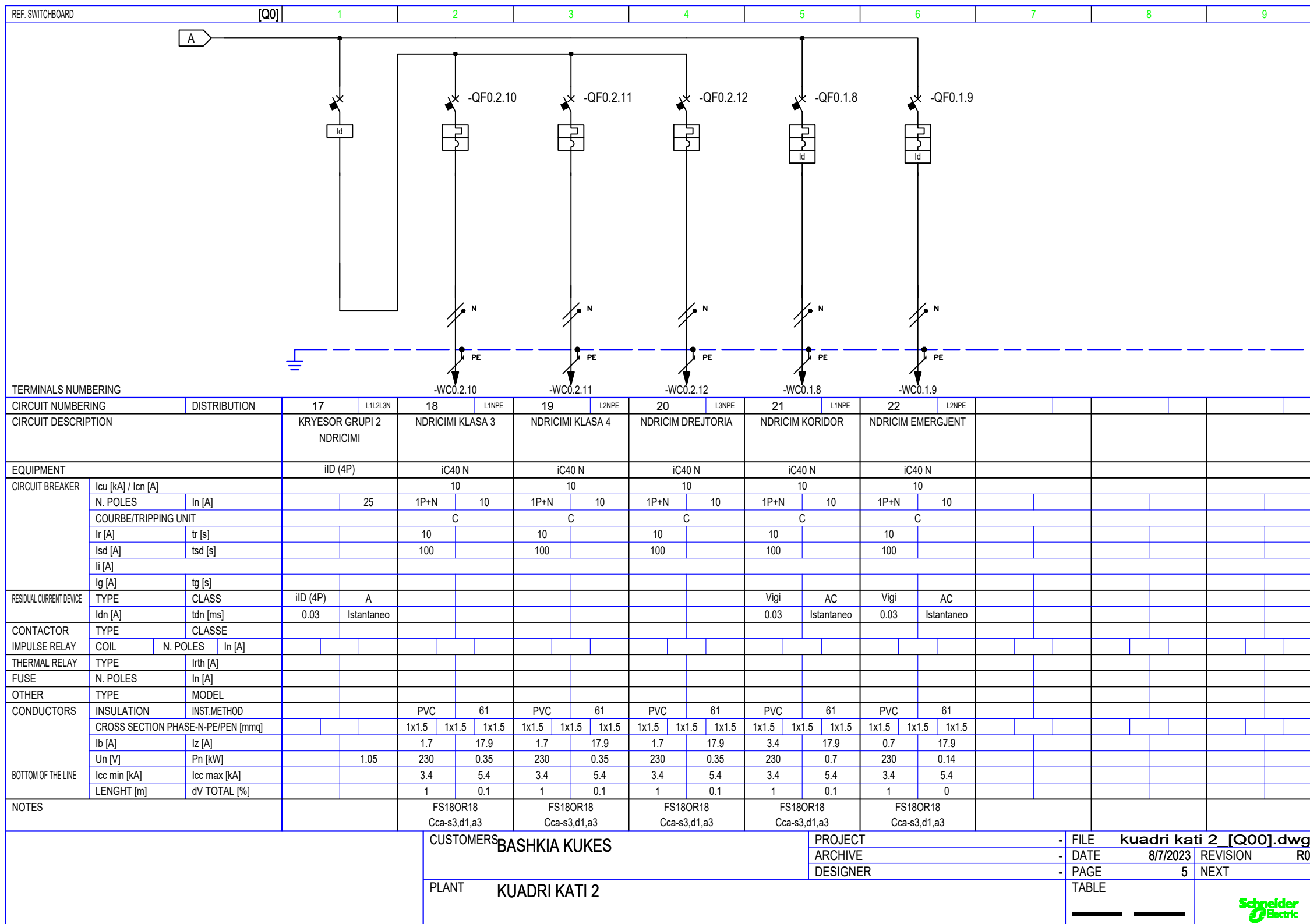
- Micrologic 2.x: LI protection
- Micrologic 5.x: LSI protection
- Micrologic 6.x: LSIG protection
- Micrologic 7.x: LSIV protection
- Micrologic E: measurement of I, V, P, E, PF
- Micrologic H measurement of I, V, P, E, f, PF, Harmonics, THD

KUADROT ELEKTRIKE



INVESTITOR	VULA	EMERTIMI I PROJEKTIT	PROJEKTUES	VULA	GRUPI I PROJEKTIMIT	SHKALLA
BASHKIA SELENICË		Rikonstruksion i shkollës 9-vjecare "Dëshmorët e Peshkëpisë", në fshatin Peshkëpi, Bashkia Selenicë.	B.O.E "STATENG" SHPK Nr.Licence N.6965/4 & "HE&SK 11" SHPK Nr. Licence N.6703/18		Arkitekt A.CELA Inxh. Gjeodet E. LAMI Inxh. Ndertimi A. REFATLLARI	Inxh. Elektrik B. HYSENI Inxh. Mekanik M. SAKOLLI
						Formati A3 L Fleta Nr. A-11.13 Data TIRANË





SWITCHBOARD CHARACTERISTICS	
UPSTREAM PLANT	
VOLTAGE [V]	400
FREQ. [Hz]	50
SWITCHBOARD RATED CURRENT [A]	
SWITCHBOARD PERSPECTIVE CURRENT [kA]	
NEUTRAL SYSTEM	TNS
BUSBAR SIZE	
In [A]	Icc [kA]
STRUCTURE	METALLICA
INSULATION CLASS	IP
REFERENCE STANDARD	
MOULDED CASE CIRCUIT BREAKERS	<input checked="" type="checkbox"/> CEI EN 60947-2
MINIATURE CIRCUIT BREAKERS	<input type="checkbox"/> CEI EN 60947-2 <input type="checkbox"/> CEI EN 60898
STRUCTURE	<input checked="" type="checkbox"/> CEI EN 60439-1 <input type="checkbox"/> CEI 23-48 <input type="checkbox"/> CEI 23-49 <input type="checkbox"/> CEI 23-51

NOTES

For the correct interpretation of the drawings a joint reading of all the project documents is required.

The technical characteristics defined in the drawings shall be the minimum required.

The voltage drops are always calculated from the start of the LV network. The line current of the UPS takes into account the battery charger function.

The current project has been dimensioned and documented according to the following reference standards:

- CEI 64-8
- CEI 0-21

Features of Micrologic control units:

- Micrologic 2.x: LI protection
- Micrologic 5.x: LSI protection
- Micrologic 6.x: LSIG protection
- Micrologic 7.x: LSIV protection
- Micrologic E: measurement of I, V, P, E, PF
- Micrologic H measurement of I, V, P, E, f, PF, Harmonics, THD

CUSTOMERS	BASHKIA KUKES	PROJECT	FILE	kuadri kati 2 [Q00].dwg
		ARCHIVE	DATE	8/7/2023
		DESIGNER	PAGE	5
PLANT	KUADRI KATI 2		REVISION	R0.0
			TABLE	

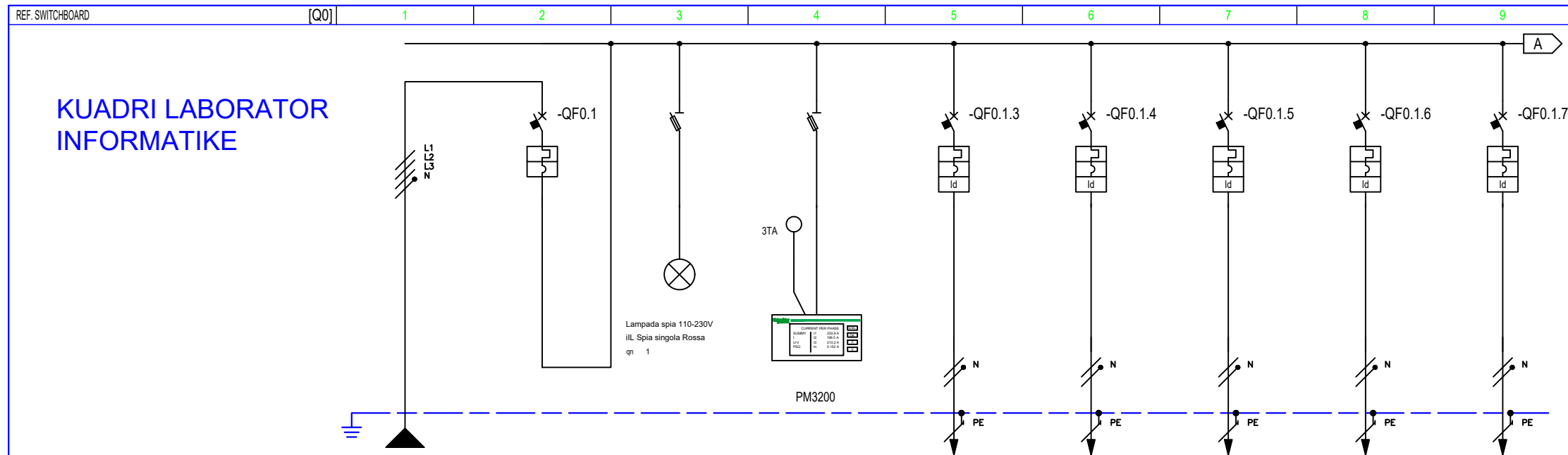


KUADROT ELEKTRIKE



INVESTITOR	VULA	EMERTIMI I PROJEKTIT	PROJEKTUES	VULA	GRUPI I PROJEKTIMIT	SHKALLA
BASHKIA SELENICË		Rikonstruksion i shkollës 9-vjecare "Dëshmorët e Peshkëpisë", në fshatin Peshkëpi, Bashkia Selenicë.	B.O.E "STATENG" SHPK Nr.Licence N.6965/4 & "HE&SK 11" SHPK Nr. Licence N.6703/18		Arkitekt A.CELA Inxh. Gjeodet E. LAMI Inxh. Ndertimi A. REFATLLARI	Inxh. Elektrik B. HYSENI Inxh. Mekanik M. SAKOLLI
						Formati A3 L
						Fleta Nr. A-11.14
						Data
						TIRANË





TERMINALS NUMBERING		1		2		3		4		5		6		7		8		9													
CIRCUIT NUMBERING		L1L2L3NPE		1		L1L2L3NPE		3		L1L2L3NPE		4		L1NPE		5		L2NPE		6		L3NPE		7		L1NPE		8		L2NPE	
CIRCUIT DESCRIPTION		VJEN NGA KUADRI KATI 1		VJEN NGA KUADRI KATI 1		SIGURESE LAMBE SINJALI		SIGURESE MULTIMETER DIGJITAL		PRIZA KOMPJUTERA LINJA 1		PRIZA KOMPJUTERA LINJA 2		PRIZA KOMPJUTERA LINJA 3		PRIZA BIBLOTEKA		PRIZA SHERBIMI													
EQUIPMENT		iC40 N		iC40 N		STI 3P+N Fus NFC (10,3x38)		STI 3P+N Fus NFC (10,3x38)		iC40 N		iC40 N		iC40 N		iC40 N		iC40 N													
CIRCUIT BREAKER		Icu [kA] / Icn [A]		10						10		10		10		10		10													
		N. POLES		3P+N		32				1P+N		1P+N		1P+N		1P+N		1P+N													
		COURBE/TRIPPING UNIT		C						C		C		C		C		C													
		I _r [A]		32						20		20		20		16		16													
		I _{sd} [A]		320						200		200		200		160		160													
		I _i [A]																													
		I _g [A]																													
		t _g [s]																													
RESIDUAL CURRENT DEVICE		TYPE								Vigi		Vigi		Vigi		Vigi		Vigi													
		CLASS								AC		AC		AC		AC		AC													
		I _{dn} [A]								0.03		0.03		0.03		0.03		0.03													
		tdn [ms]								Istantaneo		Istantaneo		Istantaneo		Istantaneo		Istantaneo													
CONTACTOR		TYPE																													
IMPULSE RELAY		COIL																													
		N. POLES																													
THERMAL RELAY		TYPE																													
		IRth [A]																													
FUUSE		N. POLES																													
OTHER		TYPE																													
		MODEL																													
CONDUCTORS		INSULATION		PVC		61		EPR		PVC		61		PVC		61		PVC		61		PVC		61		PVC		61			
		INST.METHOD																													
		CROSS SECTION PHASE-N-PE/PEN [mmq]		1x6		1x6		1x6		1x4		1x4		1x4		1x4		1x4		1x2.5		1x2.5		1x2.5		1x2.5		1x2.5			
		I _b [A]		23.9		33		0		19.3		31.1		19.3		31.1		19.3		7.2		23.6		4.8		23.6		4.8			
		Un [V]		400		13.5		400		230		4		230		4		230		230		1.5		230		1		1			
BOTTOM OF THE LINE		I _{cc} min [kA]		6.6		9.4				4.8		7.1		4.8		7.1		4.8		4.1		6.3		4.1		6.3		4.1			
		LENGHT [m]		1		0				1		0.1		1		0.1		1		1		0.1		1		0.1		1			
NOTES		FS180R18								FS180R18		FS180R18		FS180R18		FS180R18		FS180R18		FS180R18		FS180R18		FS180R18		FS180R18		FS180R18			
		Cca-s3,d1,a3								Cca-s3,d1,a3		Cca-s3,d1,a3		Cca-s3,d1,a3		Cca-s3,d1,a3		Cca-s3,d1,a3		Cca-s3,d1,a3		Cca-s3,d1,a3		Cca-s3,d1,a3		Cca-s3,d1,a3		Cca-s3,d1,a3			

CUSTOMERS	BASHKIA KUKES	PROJECT	kuadri lab informatike [Q00].dwg
ARCHIVE		DATE	8/7/2023
DESIGNER		PAGE	3
PLANT	KUADRI LAB INFORMATIKE	REVISION	R0.0
		TABLE	NEXT



SWITCHBOARD CHARACTERISTICS

UPSTREAM PLANT	
VOLTAGE [V]	400
FREQ. [Hz]	50
SWITCHBOARD RATED CURRENT [A]	
SWITCHBOARD PERSPECTIVE CURRENT [kA]	
NEUTRAL SYSTEM	TNS
BUSBAR SIZE	
I _n [A]	I _{cc} [kA]
STRUCTURE	METALLICA
INSULATION CLASS	IP

REFERENCE STANDARD

MOULDED CASE CIRCUIT BREAKERS	<input checked="" type="checkbox"/>	CEI EN 60947-2
MINIATURE CIRCUIT BREAKERS	<input type="checkbox"/>	CEI EN 60947-2
	<input type="checkbox"/>	CEI EN 60898
STRUCTURE	<input checked="" type="checkbox"/>	CEI EN 60439-1
	<input type="checkbox"/>	CEI 23-48
	<input type="checkbox"/>	CEI 23-49
	<input type="checkbox"/>	CEI 23-51

NOTES

For the correct interpretation of the drawings a joint reading of all the project documents is required.

The technical characteristics defined in the drawings shall be the minimum required.

The voltage drops are always calculated from the start of the LV network. The line current of the UPS takes into account the battery charger function.

The current project has been dimensioned and documented according to the following reference standards:

- CEI 64-8
- CEI 0-21

Features of Micrologic control units:


- Micrologic 2.x: LI protection
- Micrologic 5.x: LSI protection
- Micrologic 6.x: LSIG protection
- Micrologic 7.x: LSIV protection
- Micrologic E: measurement of I, V, P, E, PF
- Micrologic H measurement of I, V, P, E, f, PF, Harmonics, THD

KUADROT ELEKTRIKE



INVESTITOR	VULA	EMERTIMI I PROJEKTIT	PROJEKTUES	VULA	GRUPI I PROJEKTIMIT	SHKALLA
BASHKIA SELENICË		Rikonstruksion i shkollës 9-vjecare "Dëshmorët e Peshkëpisë", në fshatin Peshkëpi, Bashkia Selenicë.	B.O.E "STATENG" SHPK Nr.Licence N.6965/4 & "HE&SK 11" SHPK Nr. Licence N.6703/18		Arkitekt A.CELA Inxh. Gjeodet E. LAMI Inxh. Ndertimi A. REFATLLARI	Inxh. Elektrik B. HYSENI Inxh. Mekanik M. SAKOLLI
						Formati A3 L Fieta Nr. A-11.15 Data TIRANË





SWITCHBOARD CHARACTERISTICS	
UPSTREAM PLANT	
VOLTAGE [V]	400
FREQ. [Hz]	50
SWITCHBOARD RATED CURRENT [A]	
SWITCHBOARD PERSPECTIVE CURRENT [kA]	
NEUTRAL SYSTEM	TNS
BUSBAR SYSTEM	
In [A]	I _{cc} [kA]
STRUCTURE	METALLICA
INSULATION CLASS	IP
REFERENCE STANDARD	
MOULDED CASE CIRCUIT BREAKERS	<input checked="" type="checkbox"/> CEI EN 60947-2
MINIATURE CIRCUIT BREAKERS	<input type="checkbox"/> CEI EN 60947-2 <input type="checkbox"/> CEI EN 60898
STRUCTURE	<input checked="" type="checkbox"/> CEI EN 60439-1 <input type="checkbox"/> CEI 23-48 <input type="checkbox"/> CEI 23-49 <input type="checkbox"/> CEI 23-51

NOTES

For the correct interpretation of the drawings a joint reading of all the project documents is required.

The technical characteristics defined in the drawings shall be the minimum required.

The voltage drops are always calculated from the start of the LV network. The line current of the UPS takes into account the battery charger function.

The current project has being dimensioned and documented according the following reference standards:

- CEI 64-8
- CEI 0-21

Features of Micrologic control units:

- Micrologic 2.x: LI protection
- Micrologic 5.x: LSI protection
- Micrologic 6.x: LSIG protection
- Micrologic 7.x: LSIV protection
- Micrologic E: measurement of I, V, P, E, PF
- Micrologic H measurement of I, V, P, E, f, PF, Harmonics, THD

CUSTOMERS	BASHKIA KUKES	PROJECT	FILE	kuadri lab informatike [Q00].dwg
		ARCHIVE	DATE	8/7/2023
		DESIGNER	REVISION	R0.0
PLANT	KUADRI LAB INFORMATIKE		PAGE	4
			TABLE	



KUADROT ELEKTRIKE



INVESTITOR	VULA	EMERTIMI I PROJEKTIT	PROJEKTUES	VULA	GRUPI I PROJEKTIMIT	SHKALLA
BASHKIA SELENICË		Rikonstruksion i shkolles 9-vjecare "Dëshmorët e Peshkëpisë", në fshatin Peshkëpi, Bashkia Selenicë.	B.O.E "STATENG" SHPK Nr.Licence N.6965/4 & "HE&SK 11" SHPK Nr. Licence N.6703/18		Arkitekt A.CELA Inxh. Gjeodet E. LAMI Inxh. Ndertimi A. REFATLLARI	Inxh. Elektrik B. HYSENI Inxh. Mekanik M. SAKOLLI
						Formati A3 L Fieta Nr. A-11.16 Data TIRANË

