


Lista e Vizatime stacioni i Pompimit

Pershkrimi i fletes	Kodi i Vizatimit
Plan	PL-SP-1
Prerje A	PL-SP-2
Prerja B	PL-SP-3
Prerje themeli	PL-SP-4
Plani i themeleve	PL-SP-5
Detaje	PL-SP-6
Plani i strukturave	PL-SP-7
Rama	PL-SP-8
STP 1 2 3 4	PL-SP-9
Konstruksioni i pusit	K-P-1
Konstruksioni i pusit	K-P-2
Instalimi i pompes zhytесе	PO-1
Skema Principiale	STP-E-1
Tokezimi i Kabines	STP-E-2
Planimetria e kabines	STP-E-3

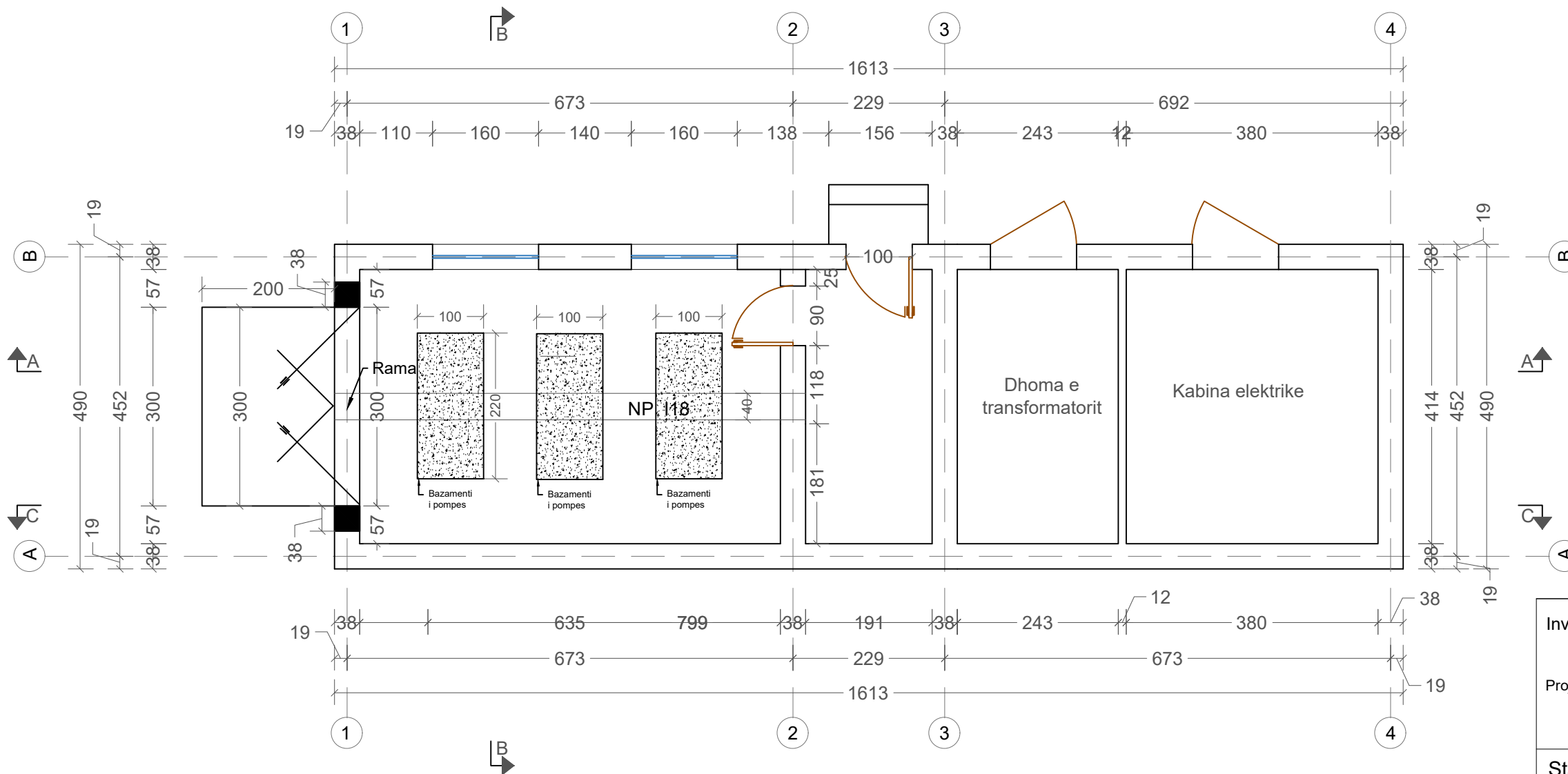
Investitor : Shoqëria Rajonale Ujësjellës Kanalizime
Shkoder Sh.a

Projekt Zbatimi: Ndërtimi i Ujësjellësit Bardhaj dhe Bledan
Bashkia Shkoder

Lista e vizatimeve

Rishikuar	Date	Pergatiti	Kontrolloi
		Emri... Firma...	Emri... Firma...
		Ing. B. Dedja	
		Ing. E. Teodhori	
		Ing. B. Kaliqi	
		Ing. M. Ramlika	
		Ing. D. Troci	
Final			
Konsulentit:			Miratoi
Kodi i vizatimit		Shkalla	Formati 1 A 3

PLANIMETRIA



SHENIM: Ky stacion pompimi do te sherbeje per marrjen e ujit nga Depo 75 m3 dhe dergimin e tij ne depon 150 m3 prej nga do te behet shperndarja me veterrjedhje per ne objekte.

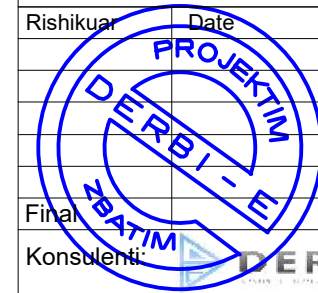
Investitor : Shoqëria Rajonale Ujësjellës Kanalizime Shkoder Sh.a
 Projekt Zbatimi: Ndërtimi i Ujësjellësit Bardhaj dhe Bledan Bashkia Shkoder

Stacioni i pompimit - Planimetria

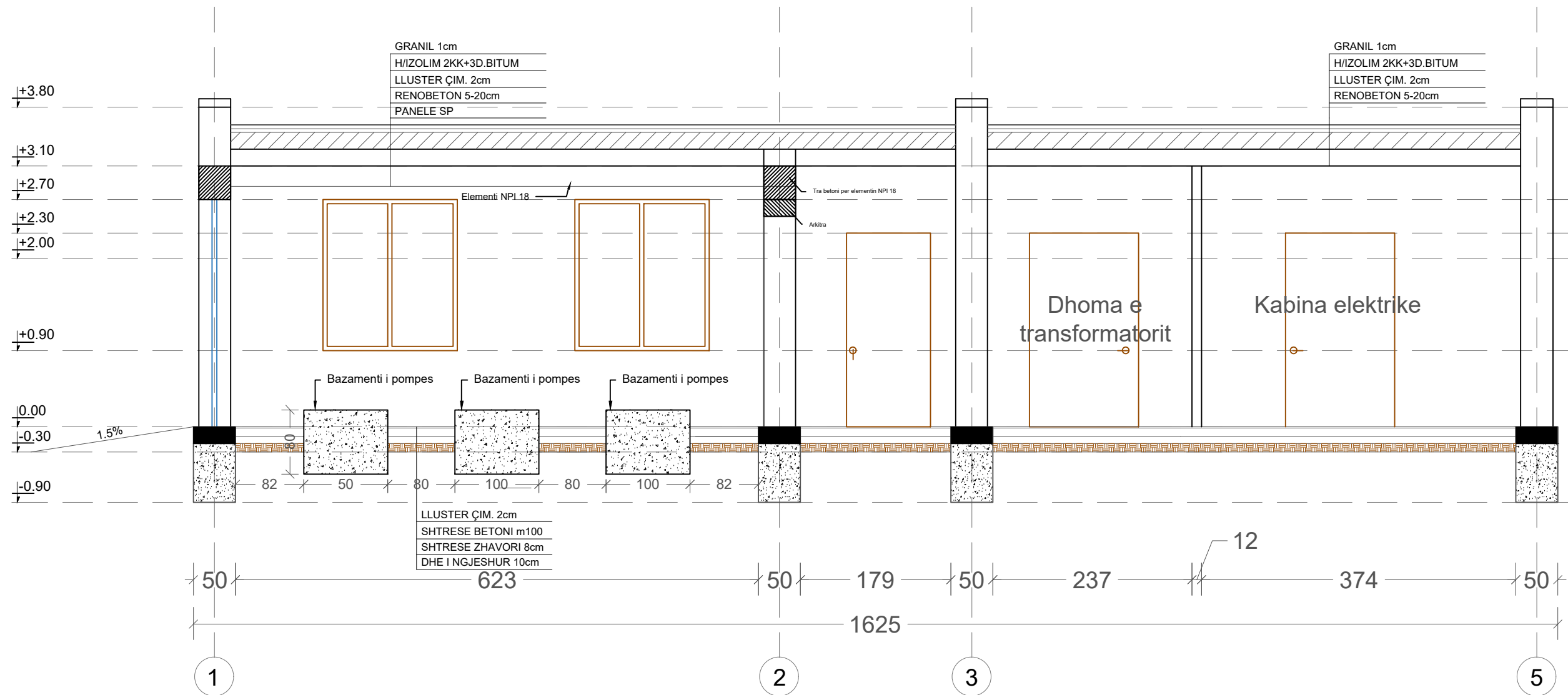
Stacioni i pompimit - Planimetria

Rishikuar	Date	Pergatiti	Kontrolloi
		Emri... Firma...	Emri... Firma...
		Ing. B. Dedja	
		Ing. E. Teodhori	
		Ing. B. Kaliqi	
		Ing. M. Ramlika	
		Ing. D. Troci	

Kodi i vizatimit	Shkalla	Formati	A 3
PL-SP-1	1:2000		1



PRERJA A - A



1. Brryl me tegel DN-100 PN-10
2. T-i me tegel DN-100 PN-10
3. Tub DN-100 me nje flanaxhe PN-10
4. Saracineske me flanaxha DN-100 PN-10
5. Brryl me flanaxha DN-100 PN-10
6. Reduksion me flanaxha DN-50 / 100 PN-10
7. Reduksion me flanaxha DN-80 / 100 PN-25
8. Brryl me flanaxha DN-100 PN-25

9. Tub DN-100 me dy flanaxha PN-25
10. Kontra valvol DN-100 PN-25
11. Saracineske DN-100 PN-25
12. Brryl me tegel DN-100 PN-25
13. T-i me tegel DN-100 PN-25
14. Lidhja me tubin e dergimit 108x4mm
15. Pompa centrifugale Q=5 L/s H=50 m


Investitor : Shoqëria Rajonale Ujësjetillës Kanalizime
Shkoder Sh.a

Projekt Zbatimi: Ndërtimi i Ujësjetillës Bardhaj dhe Bledan
Bashkia Shkoder

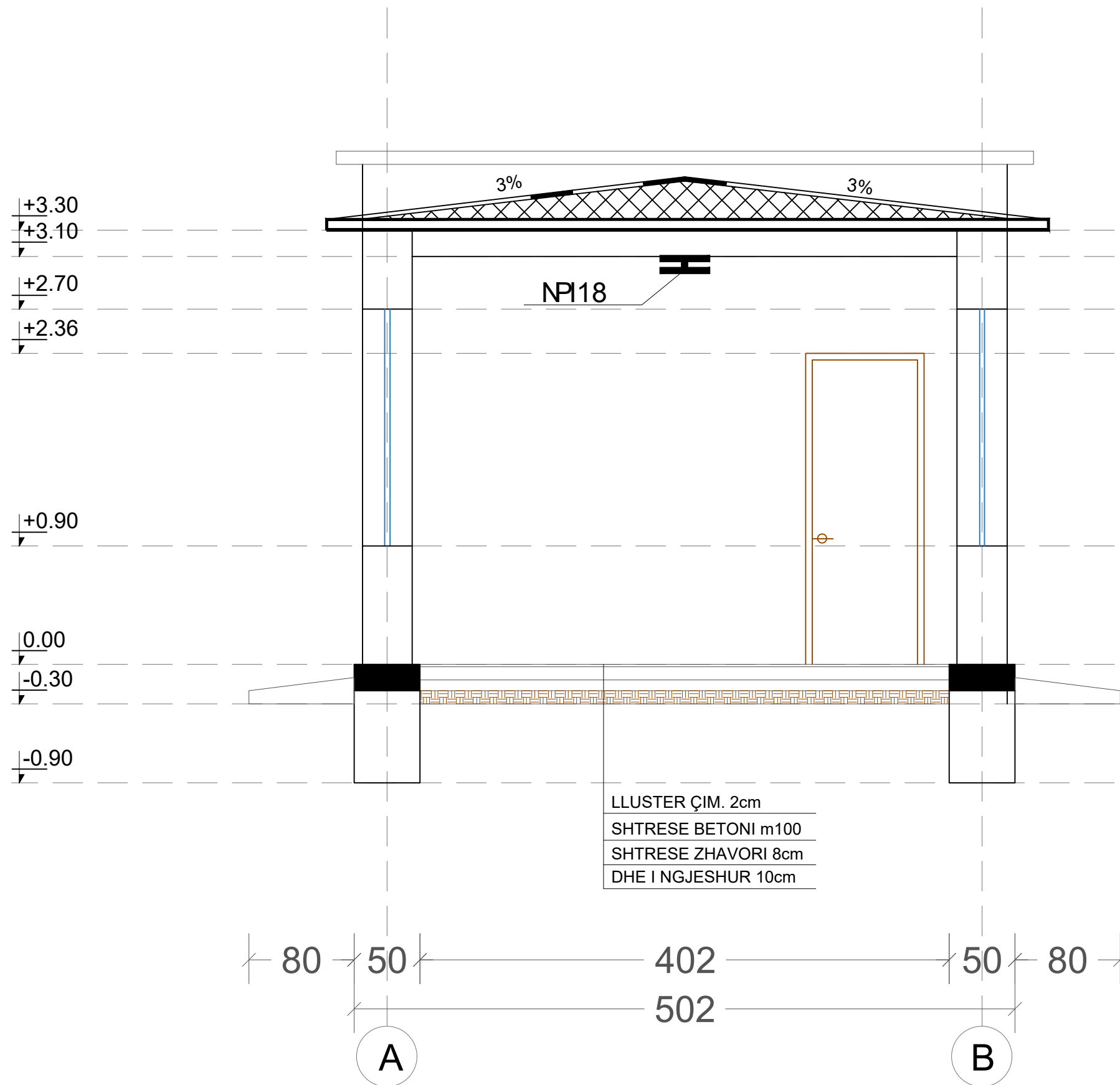
Stacioni i pompimit

Stacioni i pompimit - Prerja A- A

Rishikuar	Date	Pergatiti	Kontrolloi
		Emri... Firma...	Emri... Firma...
		Ing. B. Dedja	
		Ing. E. Teodhori	
		Ing. B. Kaliqi	
		Ing. M. Ramlika	
		Ing. D. Troci	
Finalizuar			Miratoi
Konsulentit			
Kodi i vizatimit	Shkalla	Formati	A 3
PL-SP-2	1:2000		1



PRERJA B - B



Investitor : Shoqëria Rajonale Ujësjellës Kanalizime
Shkoder Sh.a

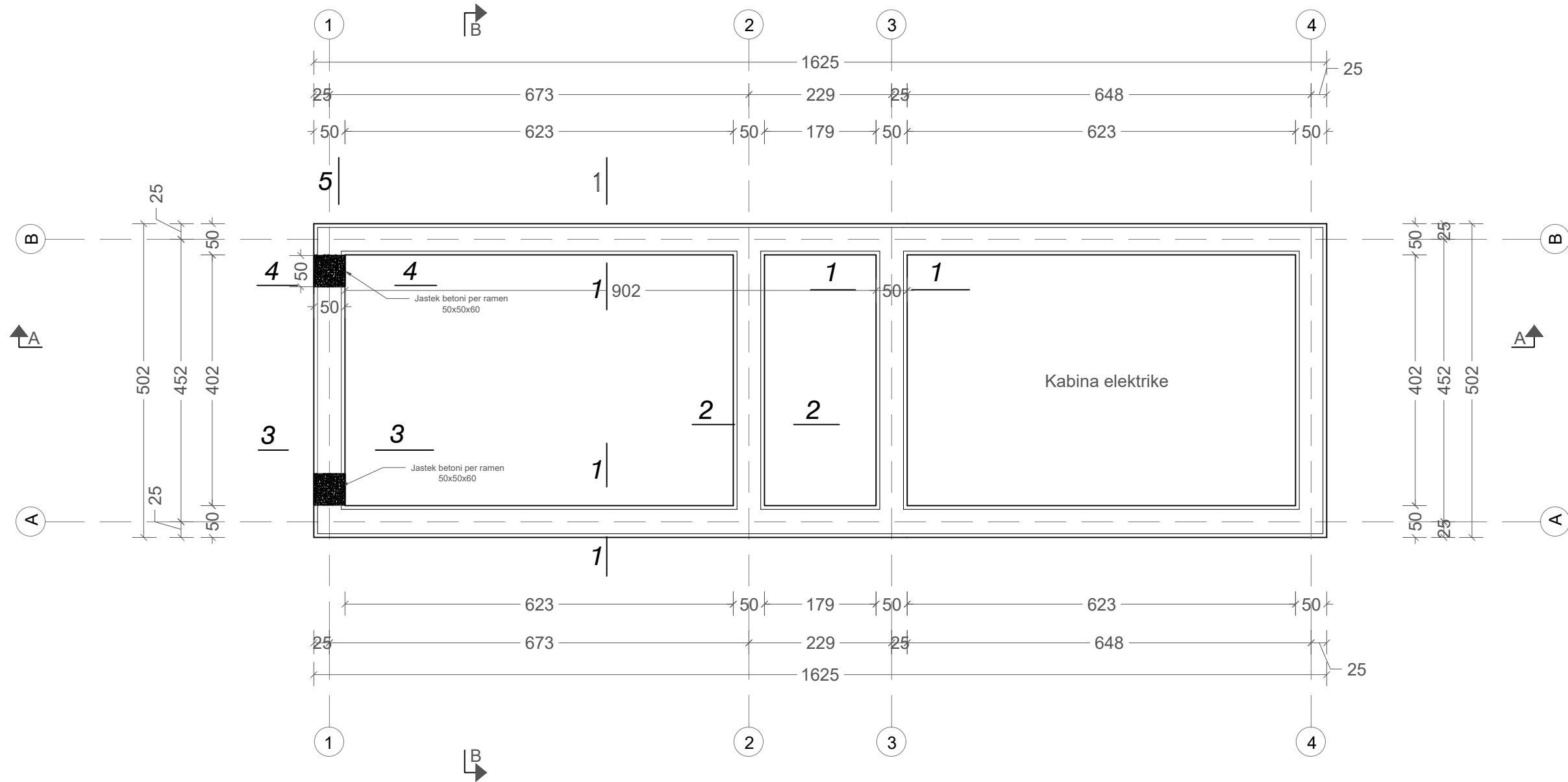
Projekt Zbatimi: Ndërtimi i Ujësjellësit Bardhaj dhe Bledan
Bashkia Shkoder

Stacioni i pompimit

Stacioni i pompimit - Prerja B- B

Rishikuar	Date	Pergatiti	Kontrolloi
		Emri... Firma...	Emri... Firma...
		Ing. B. Dedja	
		Ing. E. Teodhori	
		Ing. B. Kaliqi	
		Ing. M. Ramlika	
		Ing. D. Troci	
Final			Miratoi
Konsulentit:		DERBI-E	
Kodi i vizatimit		Shkalla	Formati A 3
PL-SP-3		1:2000	1

PLANI I THEMELEVE




Investitor : Shoqëria Rajonale Ujësjellës Kanalizime
Shkoder Sh.a

Projekt Zbatimi: Ndërtimi i Ujësjellësit Bardhaj dhe Bledan
Bashkia Shkoder

Stacioni i pompimit

Stacioni i pompimit - Plani i themeleve

Rishikuar	Date	Pergatiti	Kontrolloi
		Emri... Firma...	Emri... Firma...
		Ing. B. Dedja	
		Ing. E. Teodhori	
		Ing. B. Kaliqi	
		Ing. M. Ramlika	
		Ing. D. Troci	
Final			Miratoi
Konsulent:			
Kodi i vizatimit	Shkalla	Formati	A 3
PL-SP-4	1:2000		1

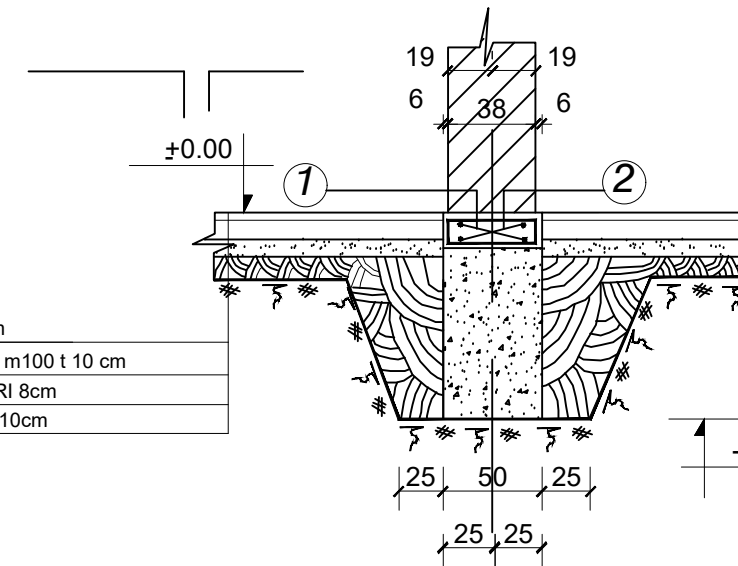
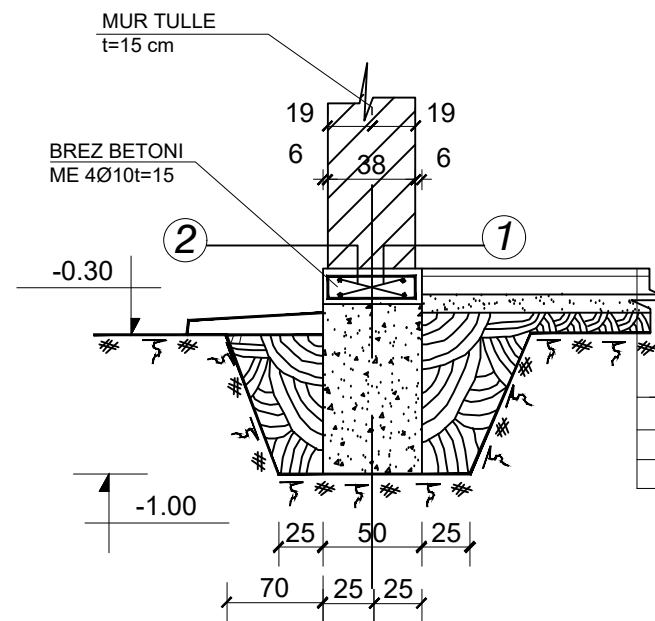
PRERJA 1-1 SH 1:50

PRERJA 2-2 SH 1:50

TABELA E HEKURAVE

LLOJI	COPE	NR.	Ø	L cm	COPE	L m	Ø	Σ L m	P kg	P.total kg
①	3		10	511	4	20.56	6	102.4	63.5	Ø<10
②			6	128	80	102.4	10	20.5	4.6	68.1
③			10	961	4	38.42	6	128	28.4	Ø<10
Ⓐ	2		10	961	4	38.42	6	128	28.4	Ø<10
Ⓑ			6	128	100	128	10	38.5	23.9	52.3
①	2	3	14	119	4	4.76	11	4.8	5.8	Ø>10 58

Σ TOTALE Ø<100120.4
Ø > 10 = 5.8

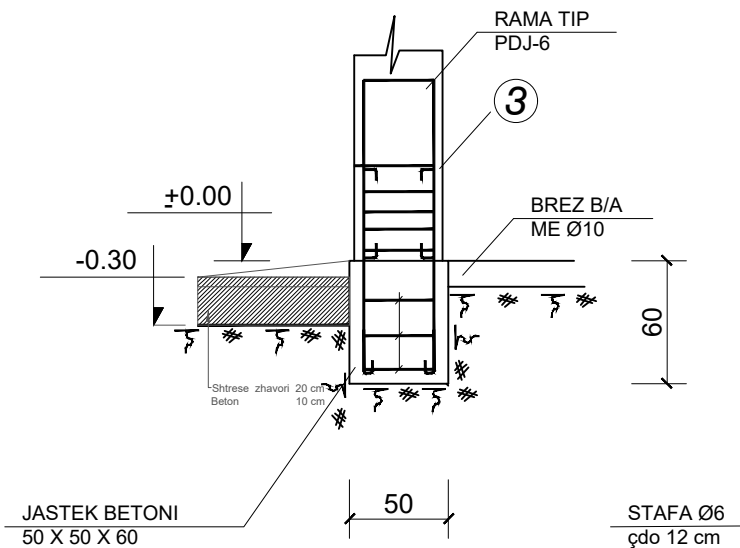
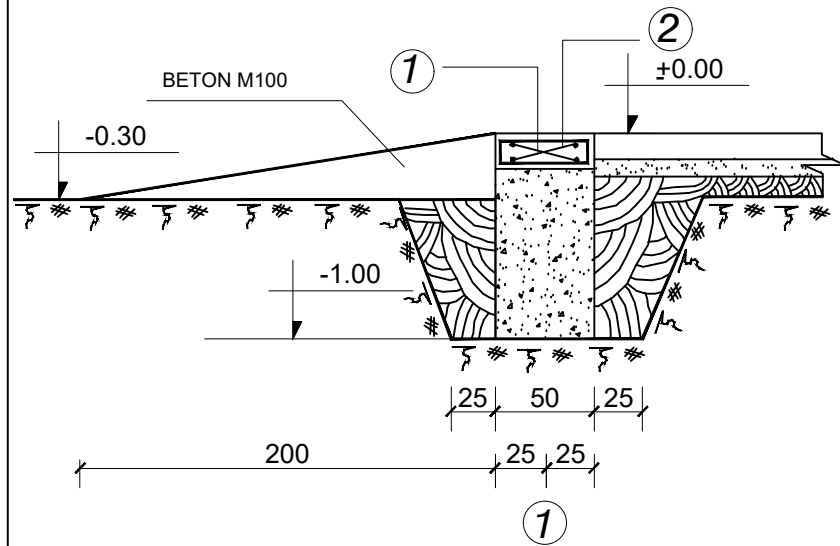


Ⓐ Ⓑ ③

PRERJA 4-4 SH 1:50

②

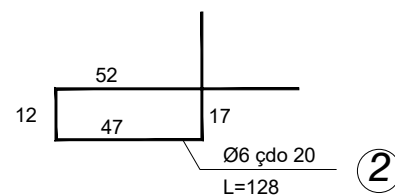
PRERJA 3-3 SH 1:50



496-946

4Ø10

L=511-961



Investitor : Shoqëria Rajonale Ujësjellës Kanalizime Shkoder Sh.a

Projekt Zbatimi: Ndërtimi i Ujësjellësit Bardhaj dhe Bledan Bashkia Shkoder

Stacioni i pompimit

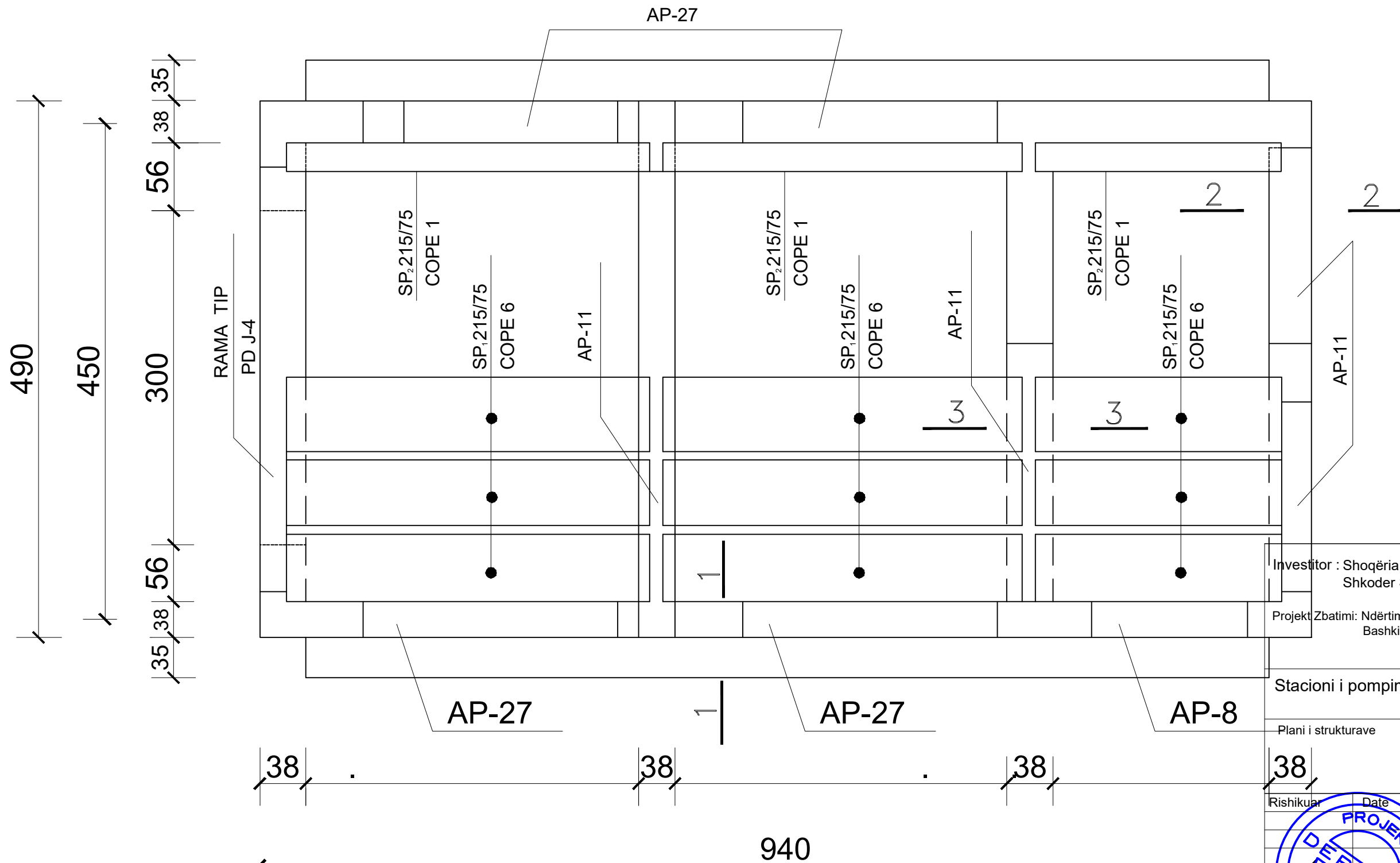
Armimi i themeleve dhe rama

Rishikuar	Date	Pergatiti	Kontrolloi
		Emri... Firma...	Emri... Firma...
		Ing. B. Dedja	
		Ing. E. Teodhori	
		Ing. B. Kaliqi	
		Ing. M. Ramlika	
		Ing. D. Troci	

Konsulentit: **DERBI-E**

Kodi i vizatimit	Shkalla	Formati	A 3
PL-SP-5	1:2000		1

PLANII STRUKTURAVE SH 1:100



Investitor : Shoqëria Rajonale Ujësjiellës Kanalizime Shkoder Sh.a

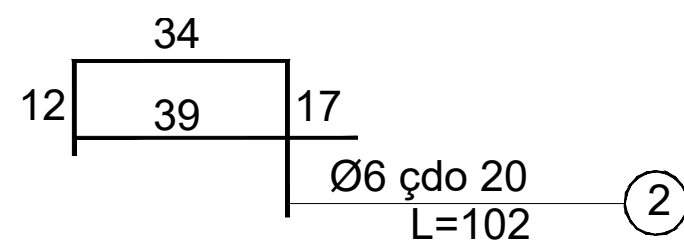
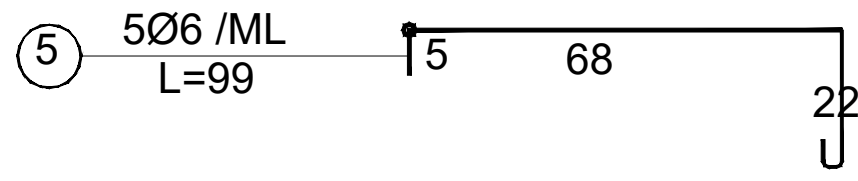
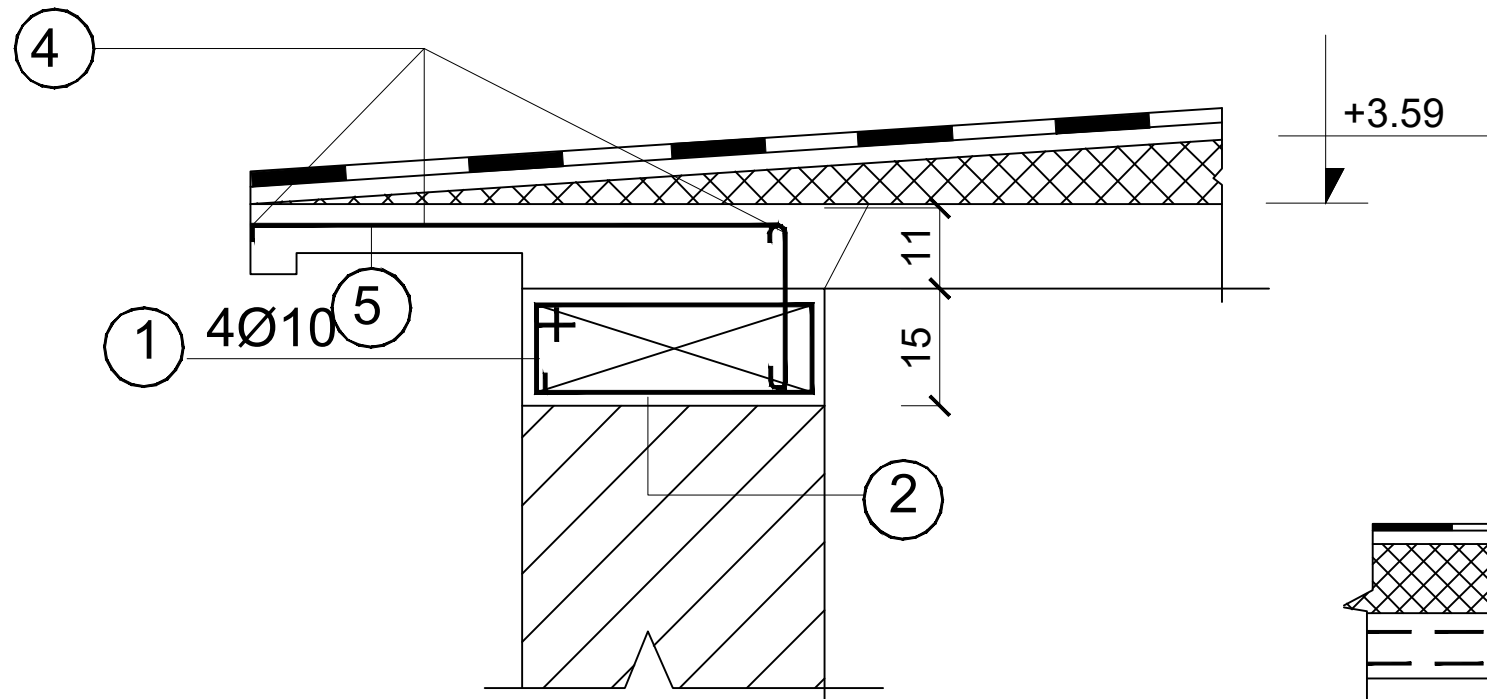
Projekt Zbatimi: Ndërtimi i Ujësjiellësit Bardhaj dhe Bledan Bashkia Shkoder

Stacioni i pompimit

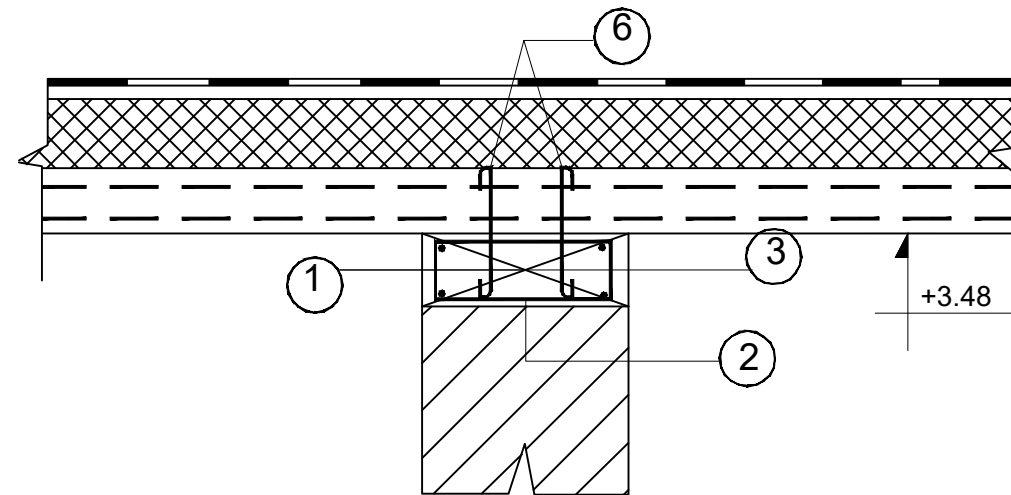
Plani i strukturave

Rishikuar	Date	Pergatiti	Kontrolloi
		Emri... Firma...	Emri... Firma...
		Ing. B. Dedja	
		Ing. E. Teodhori	
		Ing. B. Kaliqi	
		Ing. M. Ramlika	
		Ing. D. Troci	
Final			Miratoi
Konsulentit:		DERBI-E	
Kodi i vizatimit	Shkalla	Formati	A 3
PL-SP-6	1:100		1

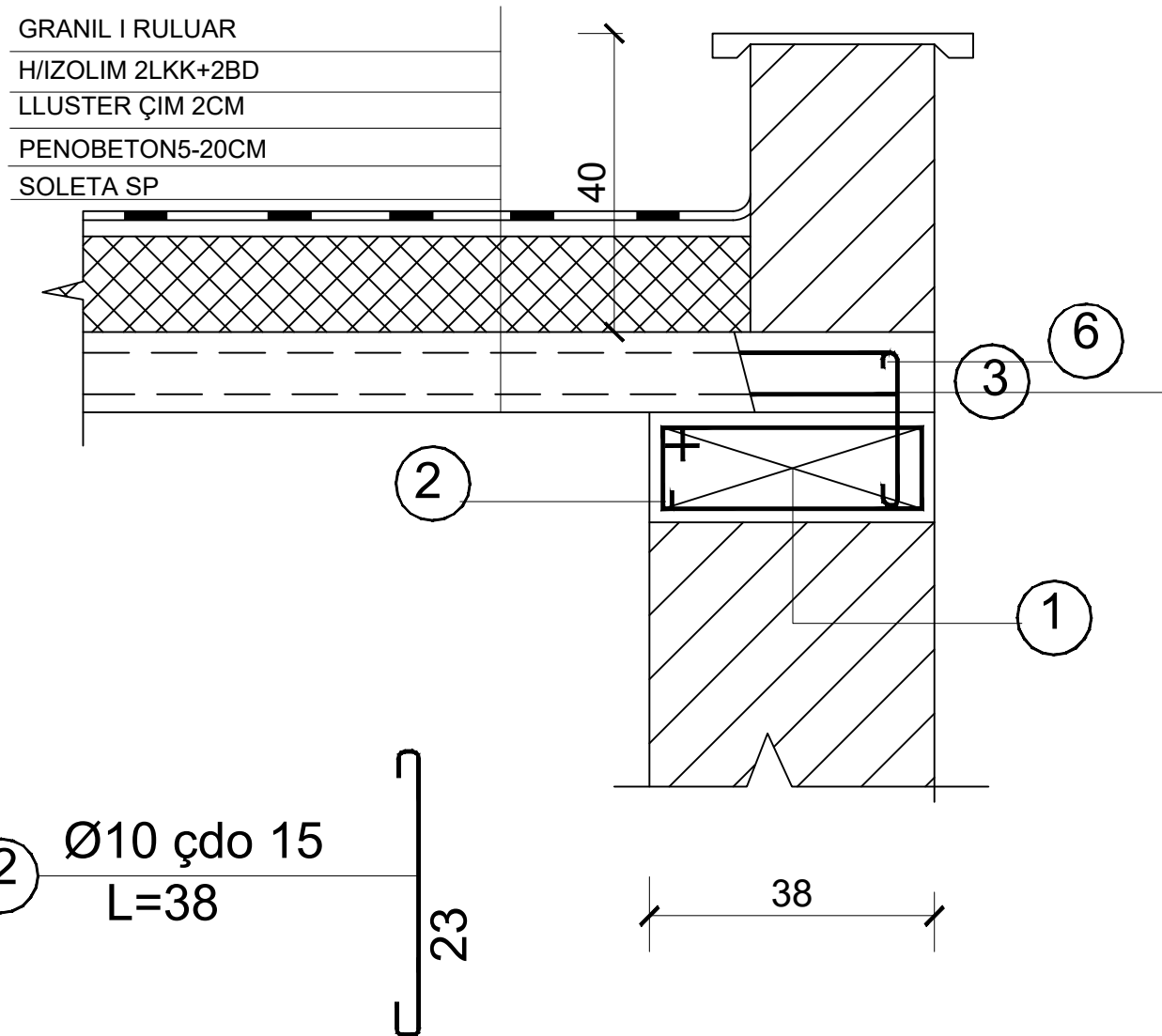
PRERJA 1 - 1



PRERJA 3 - 3



PRERJA 2 - 2



GRANIL I RULUAR
H/IZOLIM 2LKK+2BD
LLUSTER ÇIM 2CM
PENOBETON5-20CM
SOLETA SP

TABELA E HEKURAVE

LLOJI	COPE	NR	Ø	L cm	COPE	L m	Ø	Σ Lm	P KG	P.TOT. KG	
KORNIZE+BREZ	1	1	10	3080	4	123	10	158	98	<10	
		2	6	102	158	161	6	298	66	164	
		3	10	38	39	15					
		4	6	862	6	52					
		5	6	99	86	85					
		6	10	498	4	20					
TRAU T-1	1	1	10	498	2	10	18	22.4	45	Ø<10=	
		2	18	610	2	12.2	10	10	6	18	
		3	18	510	2	10.2	8	31	12	Ø>10=	
		4	8	130	24	31				45	
RAMA PDJ-4	1	1	12	390	2	8	14	50	61	Ø>10	
		2	6	146	60	88	12	8	7	=68	
		3/3'	14	393	3/2	12	6	100			Plani i strukturave
		4	14	327 / 270	8	28					=22
		5	6	99	12	12					
		6	14	119	8	10					
P-1	4	(12X19X0.5)4							M ²	KG	
AP-27	8								Rishikuar	Date	
AP-11	4							0.94	38		
AP-43	2							4	8		
AP-8	2							0.56	8		
SP 335/75	12							4.6	5.2		
SP 335/75	2							2	4		
SP 215/75	6							1.2	16.8		
SP 215/75	1							1.2	16.8		
NPI 18										L=718	

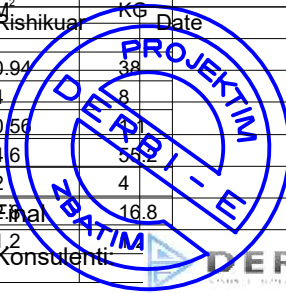
Investitor : Shoqëria Rajonale Ujësjellës Kanalizime Shkoder Sh.a
Projekt Zbatimi: Ndërtimi i Ujësjellësit Bardhaj dhe Bledan Bashkia Shkoder

Stacioni i pompimit

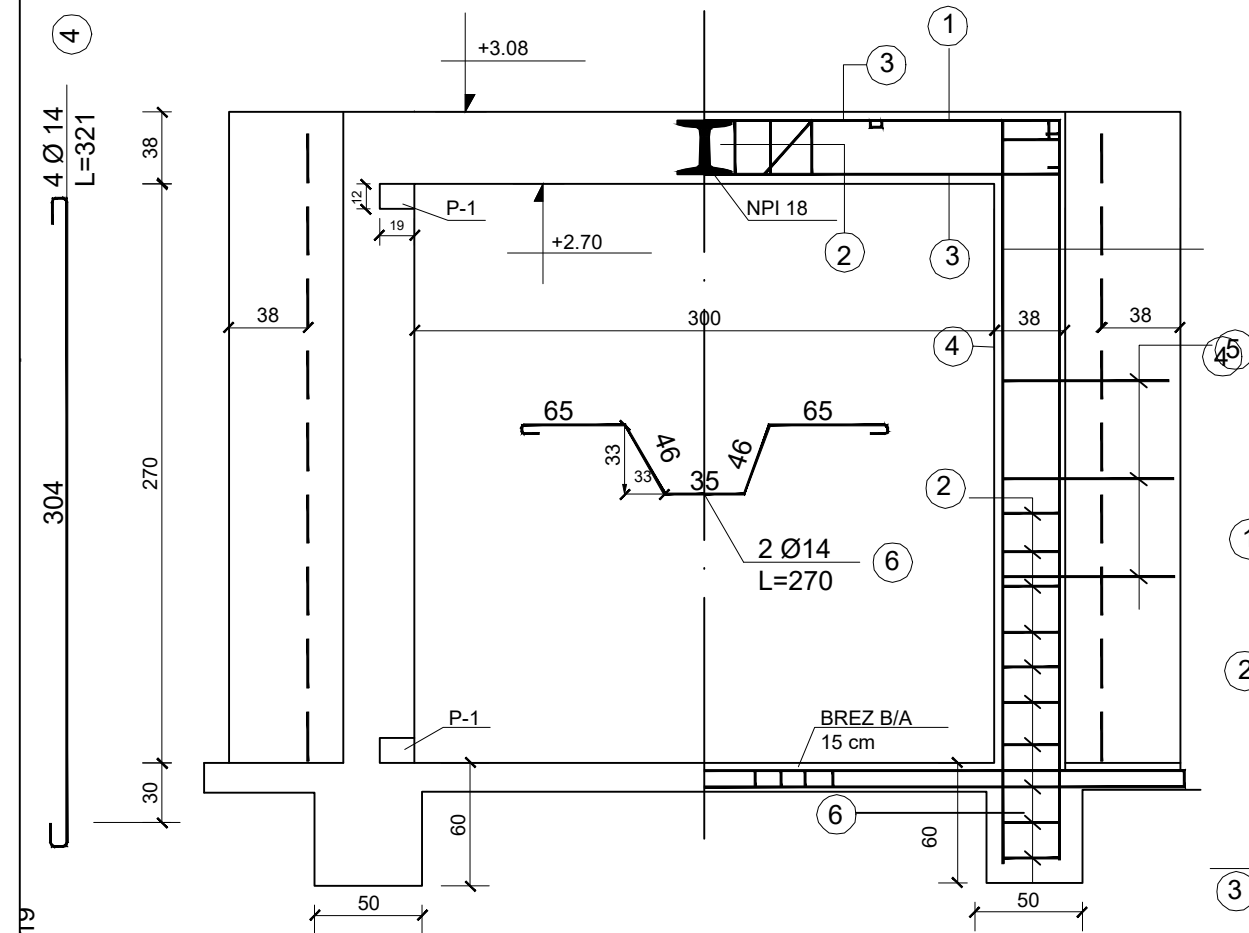
Plani i strukturave

Pergatiti	Kontrolloi
Emri... Firma...	Emri... Firma...
Ing. B. Dedja	
Ing. E. Teodhori	
Ing. B. Kaliqi	
Ing. M. Ramlika	
Ing. D. Troci	

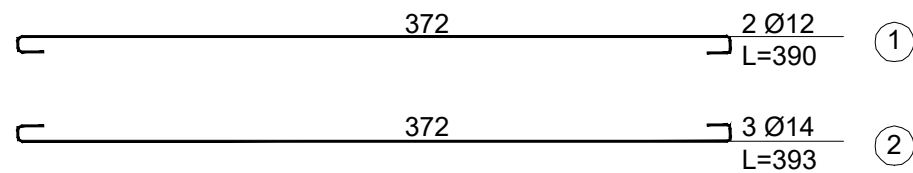
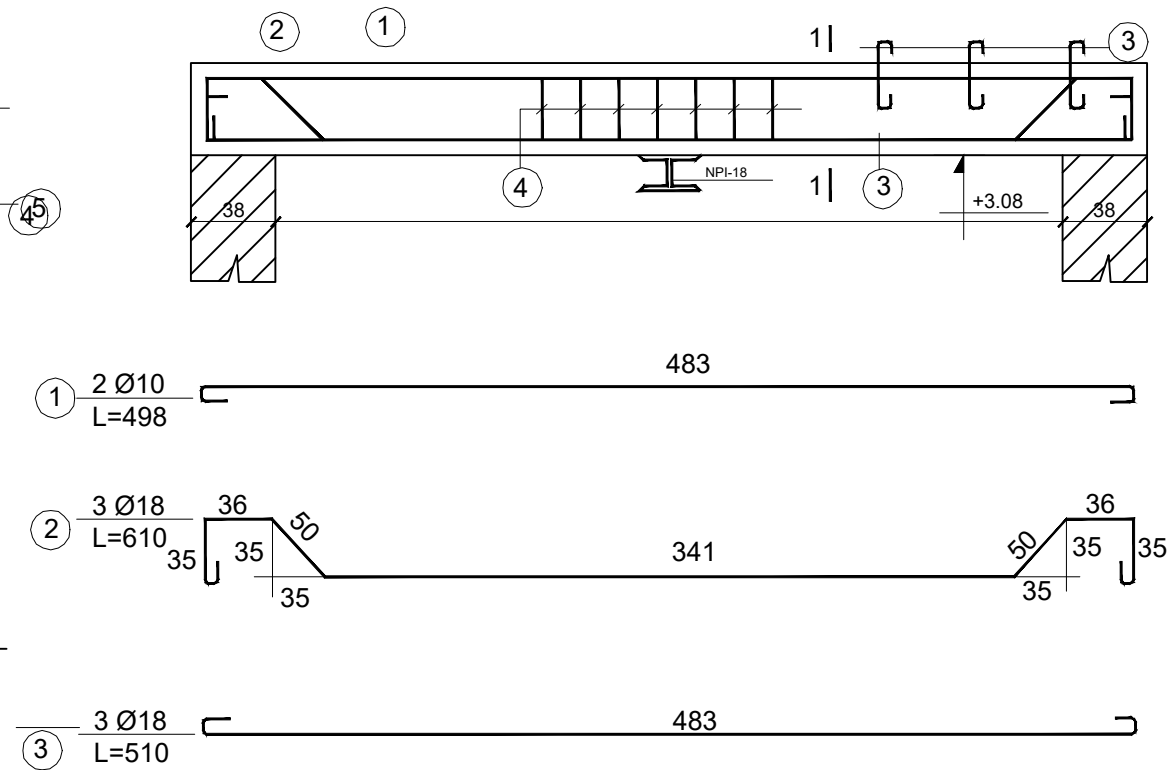
Kodi i vizatimit	Shkalla	Formati	A 3
PL-SP-6	1:2000		1



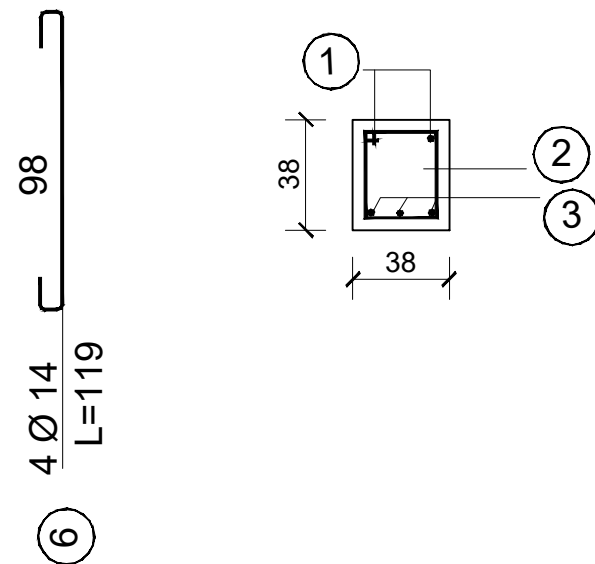
RAMA PDJ- 4



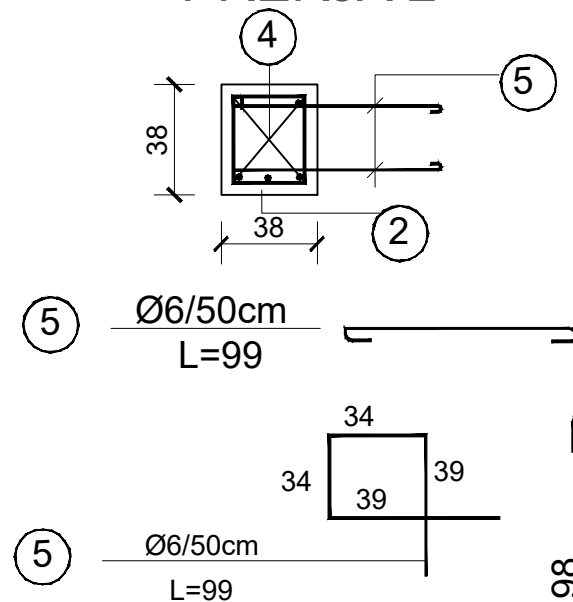
TRAU T-1 SH 1:50



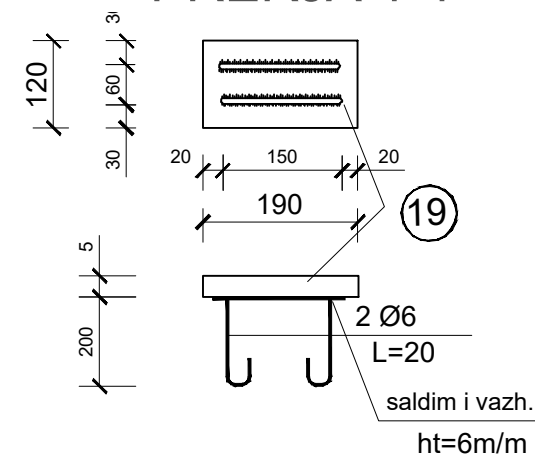
PRERJA 1



PRERJA 2



PRERJA 1-1



Investitor : Shoqëria Rajonale Ujësjellës Kanalizime Shkoder Sh.a

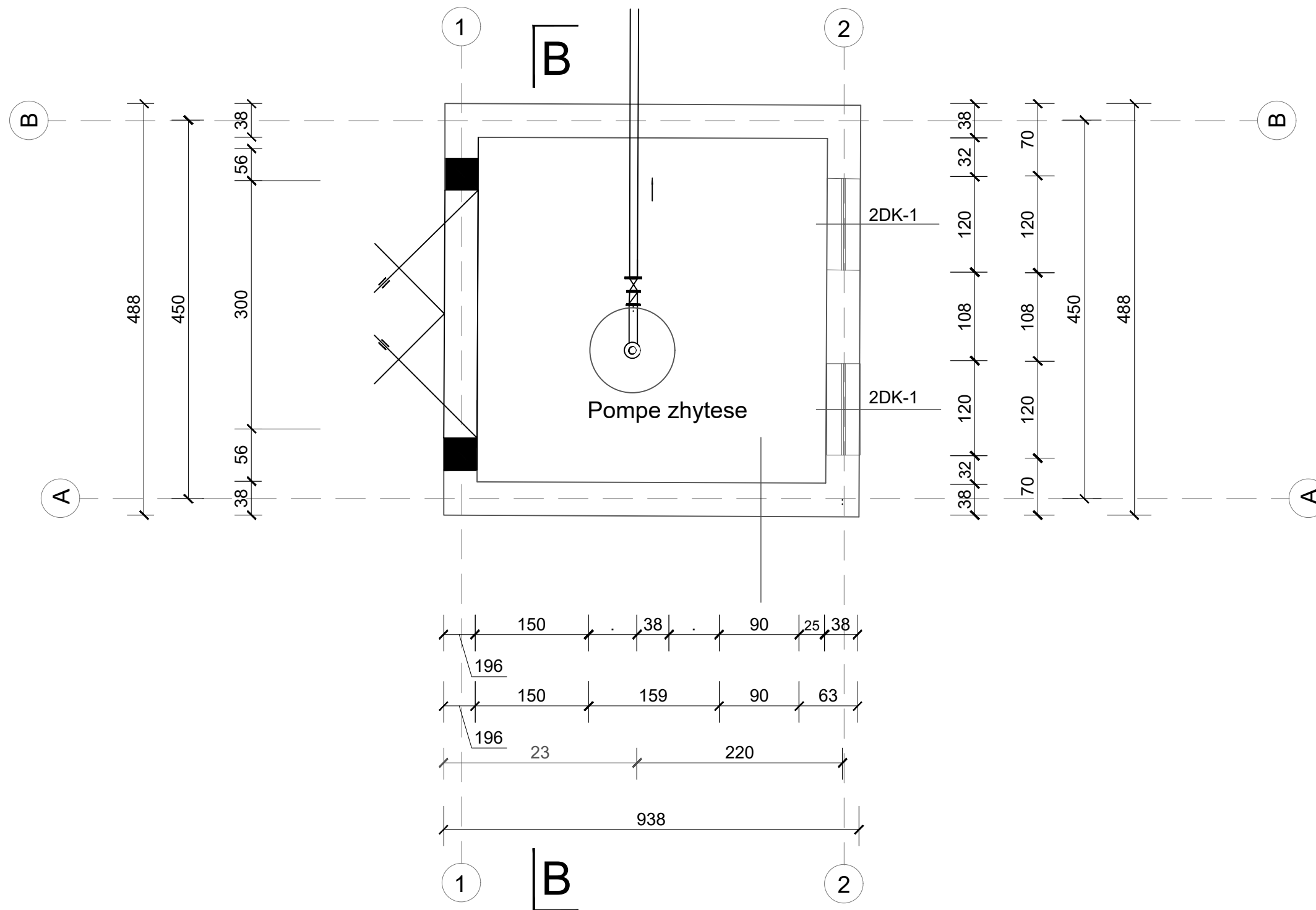
Projekt Zbatimi: Ndërtimi i Ujësjellësit Bardhaj dhe Bledan Bashkia Shkoder

Stacioni i pompimit

Struktura- Detaje

Rishikuar	Date	Pergatiti	Kontrolloi
		Emri... Firma...	Emri... Firma...
		Ing. B. Dedja	
		Ing. E. Teodhori	
		Ing. B. Kaliqi	
		Ing. M. Ramluka	
		Ing. D. Troci	
Final			Miratoi
Konsulent:		DERBI-E	
Kodi i vizatimit	Shkalla	Formati	A 3
PL-SP-7	1:2000		1

PLANIMETRIA STP 1, 2, 3 dhe 4

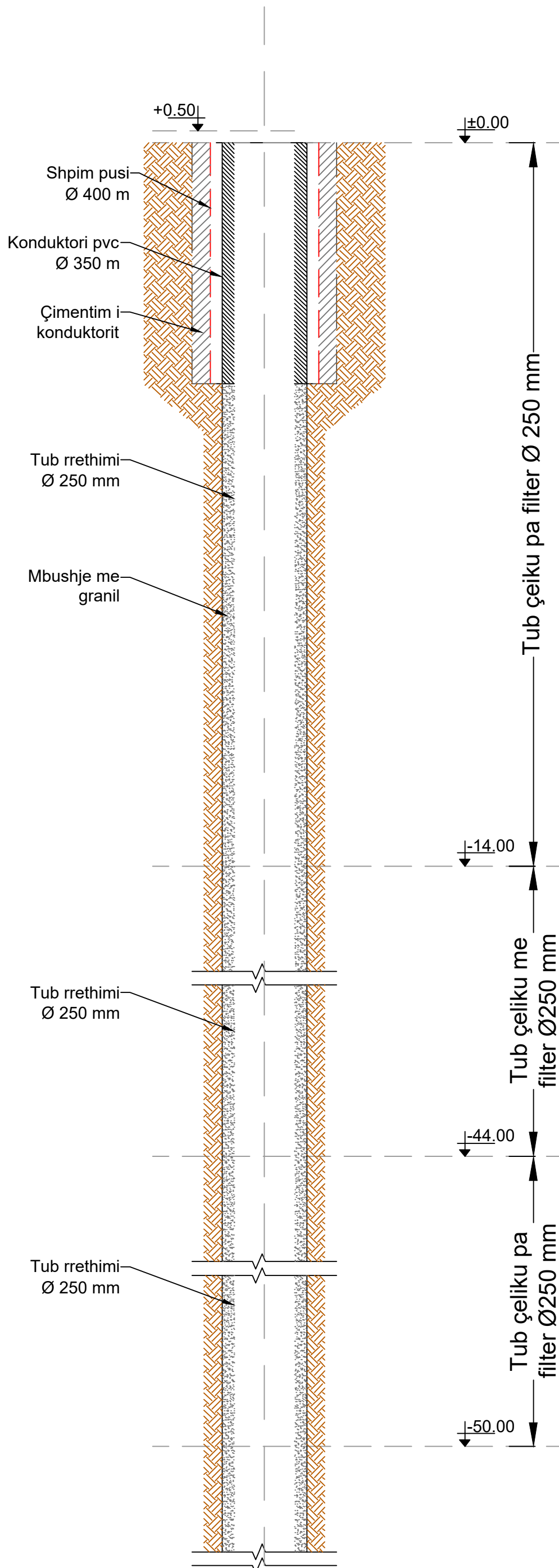


SHENIM: Gjate kesaj faze do te ndertohen 4 stacione pompimi, secili me nga nje pus per marrjen e ujit. Puset do te dergojne uje nepermjet pompave ne depon 75 m3 prej te ciles do te furnizohet dy depot kryesore 150 m3

Investitor : Shoqëria Rajonale Ujësjetllës Kanalizime Shkoder Sh.a			
Projekt Zbatimi: Ndërtimi i Ujësjetllës Bardhaj dhe Bledan Bashkia Shkoder			
Stacioni i pompimit			
STP 1, 2, 3 dhe 4			
Rishikuar	Date	Pergatiti	Kontrolloi
		Emri... Firma...	Emri... Firma...
		Ing. B. Dedja	
		Ing. E. Teodhori	
		Ing. B. Kaliqi	
		Ing. M. Ramlika	
		Ing. D. Troci	
Final			Miratoi
Konsulentit:		DERBI-E	
Kodi i vizatimit	Shkalla	Formati	A 3
PL-SP-8	1:2000		1

KONSTRUKSIONI I PUSEVE 1, 2, 3 DHE 4

Sh 1:10



Investitor : Shoqëria Rajonale Ujësjetës Kanalizime Shkoder Sh.a
 Projekt Zbatimi: Ndërtimi i Ujësjetës Bardhaj dhe Bledan Bashkia Shkoder

Stacioni i pompimit

Konstruksioni i puseve 1, 2, 3

Rishikuar	Date	Pergatiti	Kontrolloi
		Emri... Firma...	Emri... Firma...
		Ing. B. Dedja	
		Ing. E. Teodhori	
		Ing. B. Kaliqi	
		Ing. M. Ramlika	
		Ing. D. Troci	
Final			Miratoi
Konstuenti:		DERBI-E	
Kodi i vizatimit		Shkalla	Formati
K-P-1		1:2000	A 3
			1

PRERJA GJEOLIGO - TEKNIKE DHE KONSTRUKSIONI I PUSEVE

Thellessia m	Thellessia e tabanit m	Pershkrimi Litologjik i formacioneve	Konstruksioni i pusit, ulja e tubove te celikut me diameter Ø250 mm,		Pershkrimi Litologjik i formacioneve
3		Suargjila		Niveli dinamik	Çimentimi i grykes se pusit 10 m
7		Rëra e zhavorr jo ujëmbajtës		Tubo pa filter	
14		Argjila me përzierje rëre			
47		Zhavore-zhure dhe rëra		Tubo me filter	
50		argjilite dhe ranor			

Granitim i hapësirës unazore të trungut të pusit

Investitor : Shoqëria Rajonale Ujësjetës Kanalizime Shkoder Sh.a

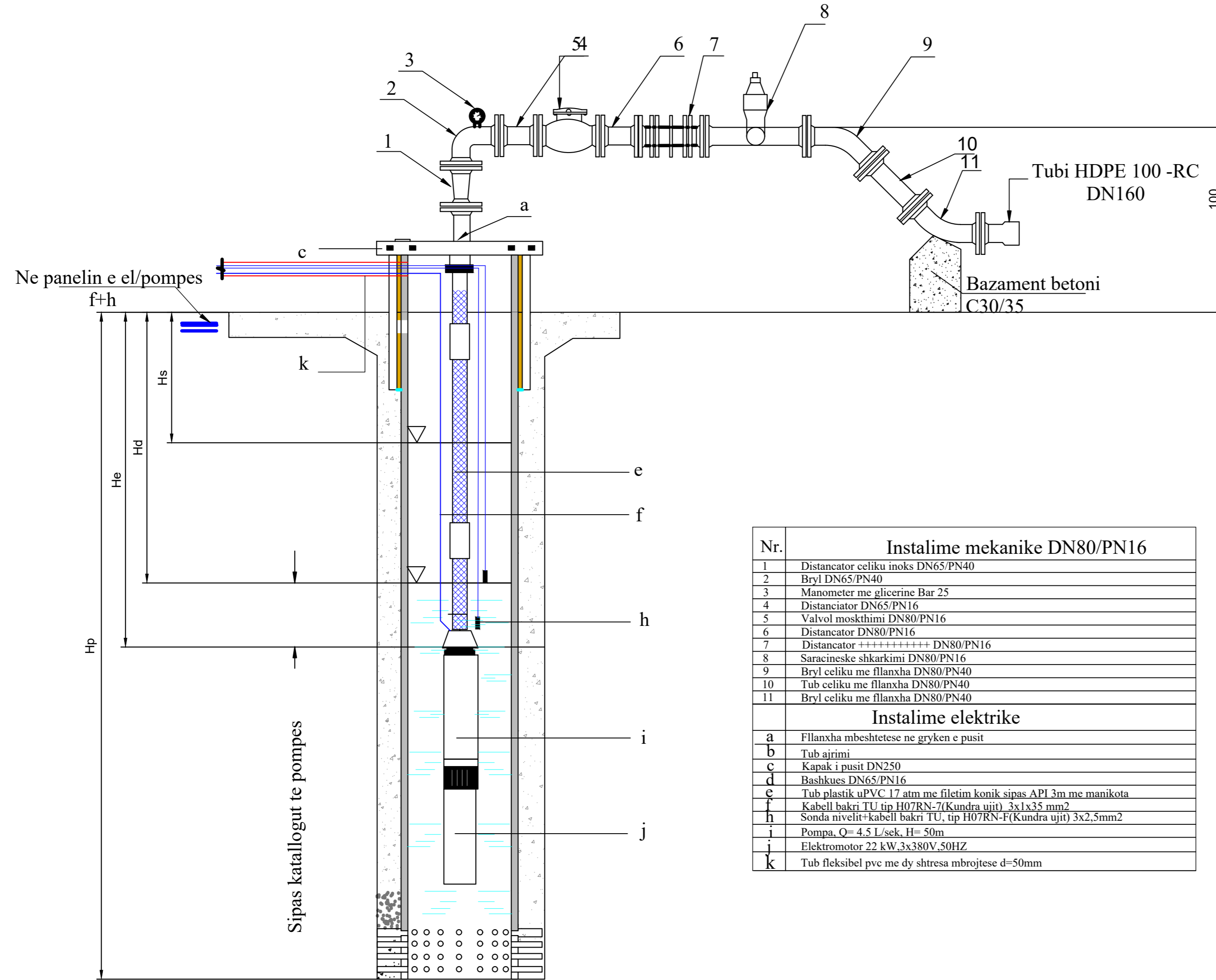
Projekt Zbatimi: Ndërtimi i Ujësjetës Bardhaj dhe Bledan Bashkia Shkoder

Stacioni i pompimit

Prerja gjeologjike - teknike e puseve

Rishikuar	Date	Pergatiti	Kontrolloi
		Emri... Firma...	Emri... Firma...
		Ing. B. Dedja	
		Ing. E. Teodhori	
		Ing. B. Kaliqi	
		Ing. M. Ramlika	
Final		Ing. D. Troci	
Konstuenti:		Miratoi	
		DERBI-E	
Kodi i vizatimit		Shkalla	Formati
K-P-1		1:2000	A 3
			1

INSTALIMI I ELEKTROPOMPES ZHYTESE



Nr.	Instalime mekanike DN80/PN16
1	Distanciator celiku inoks DN65/PN40
2	Bryl DN65/PN40
3	Manometer me glicerine Bar 25
4	Distanciator DN65/PN16
5	Valvol moskthimi DN80/PN16
6	Distanciator DN80/PN16
7	Distanciator ++++++ DN80/PN16
8	Saracineske shkarkimi DN80/PN16
9	Bryl celiku me flanaxha DN80/PN40
10	Tub celiku me flanaxha DN80/PN40
11	Bryl celiku me flanaxha DN80/PN40
Instalime elektrike	
a	Fllanxa mbeshetese ne gryken e pusit
b	Tub ajrimi
c	Kapak i pusit DN250
d	Bashkues DN65/PN16
e	Tub plastik uPVC 17 atm me filetim konik sipas API 3m me manikota
f	Kabell bakri TU tip H07RN-7(Kundra ujit) 3x1x35 mm2
h	Sonda nivelit+kabell bakri TU, tip H07RN-F(Kundra ujit) 3x2,5mm2
i	Pompa, Q= 4.5 L/sek, H= 50m
j	Elektromotor 22 kW, 3x380V, 50HZ
k	Tub fleksibel pvc me dy shtresa mbrojtese d=50mm

Hs-Niveli statik 8 (m)

Hd-Niveli dinamik 11.5 (m)

He-Niveli i zhytjes pompes 45 (m)

Hp-Thellesia e pusit 50 (m)

Investitor: Shoqëria Rajonale Ujësjellës Kanalizime
Shkoder Sh.a

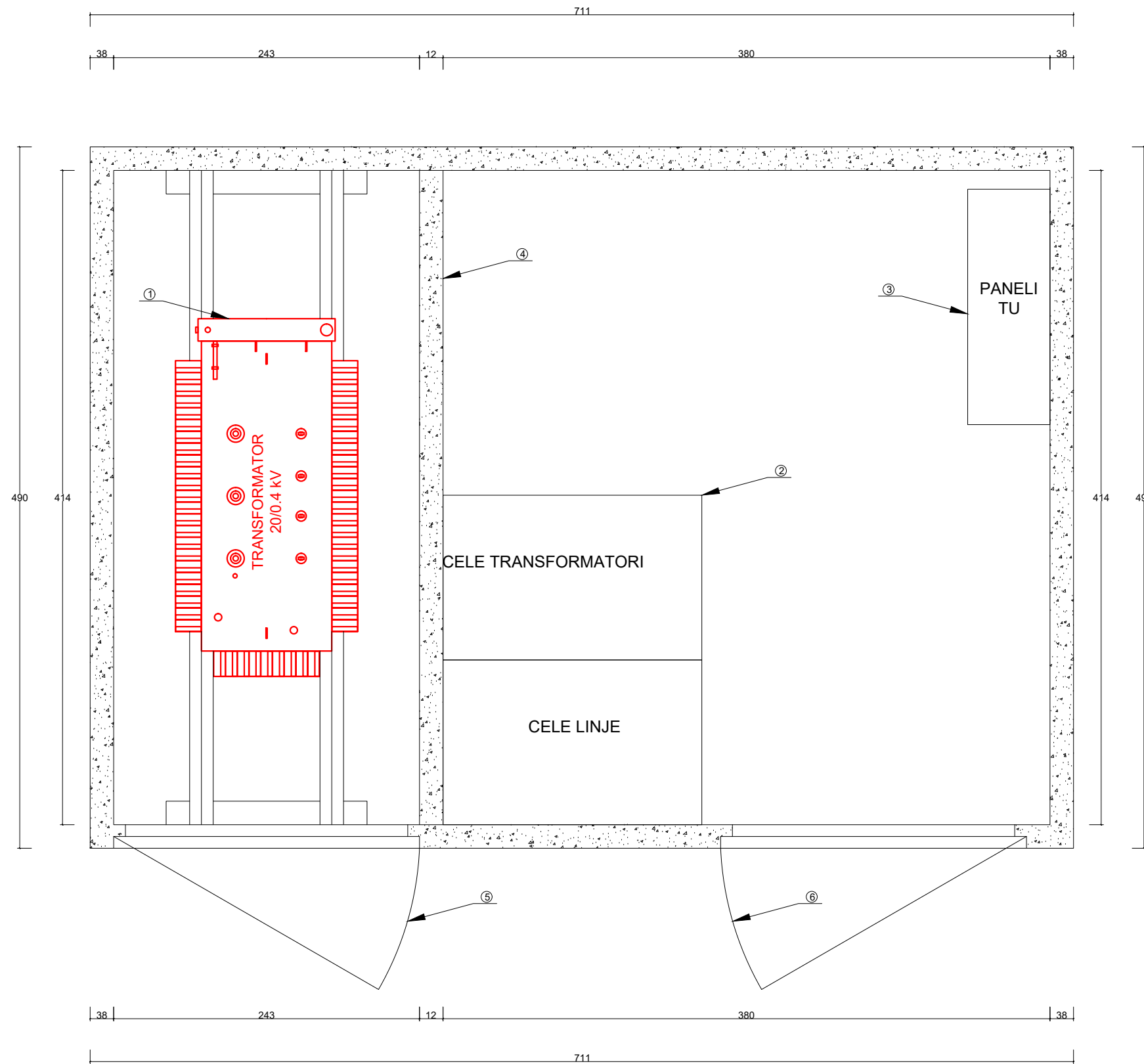
Projekt Zbatimi: Ndërtimi i Ujësjellësit Bardhaj dhe Bledan
Bashkia Shkoder

Instalimi i elektropompes zhytse

Instalimi i elektropompes zhytse

Rishikuar	Date	Pergatiti	Kontrolloi
		Emri... Firma...	Emri... Firma...
		Ing. B. Dedja	
		Ing. E. Teodhori	
		Ing. B. Kaliqi	
		Ing. M. Ramlika	
		Ing. D. Troci	
Final			Miratoi
Konsulent:		DERBI-E	
Kodi i vizatimit		Shkalla	Formati A 3
PO-1			1

Planimetria e vendosjes se paisjeve ne kabinen



- PERSHKRIMI I MATERIALEVE**
- 1- TR Fuqie
 - 2- Paneli TM (Cela)
 - Cele Transformatori
 - 3- Paneli TU
 - 4- Mure Ndares
 - 5- Dera e ambientit te Transformatorit
 - 6- Dera e ambientit te paneleve

Investitor: Shoqëria Rajonale Ujësjetës Kanalizime Shkoder Sh.a
 Projekt Zbatimi: Ndërtimi i Ujësjetës Bardhaj dhe Bledan Bashkia Shkoder


Planimetria e vendosjes se paisjeve ne kabine

Planimetria e vendosjes se paisjeve ne kabine

Rishikuar	Date	Pergatiti	Kontrolloi
		Emri... Firma...	Emri... Firma...
		Ing. B. Dedja	
		Ing. E. Teodhori	
		Ing. B. Kaliqi	
		Ing. M. Ramluka	
		Ing. D. Troci	

Konsulenti: **DERBI-E** Miratoi

Kodi i vizatimit	Shkalla	Formati	A 3
STP-E-1	1:2000	Formati	1



Skema elektrike principiale e kabines

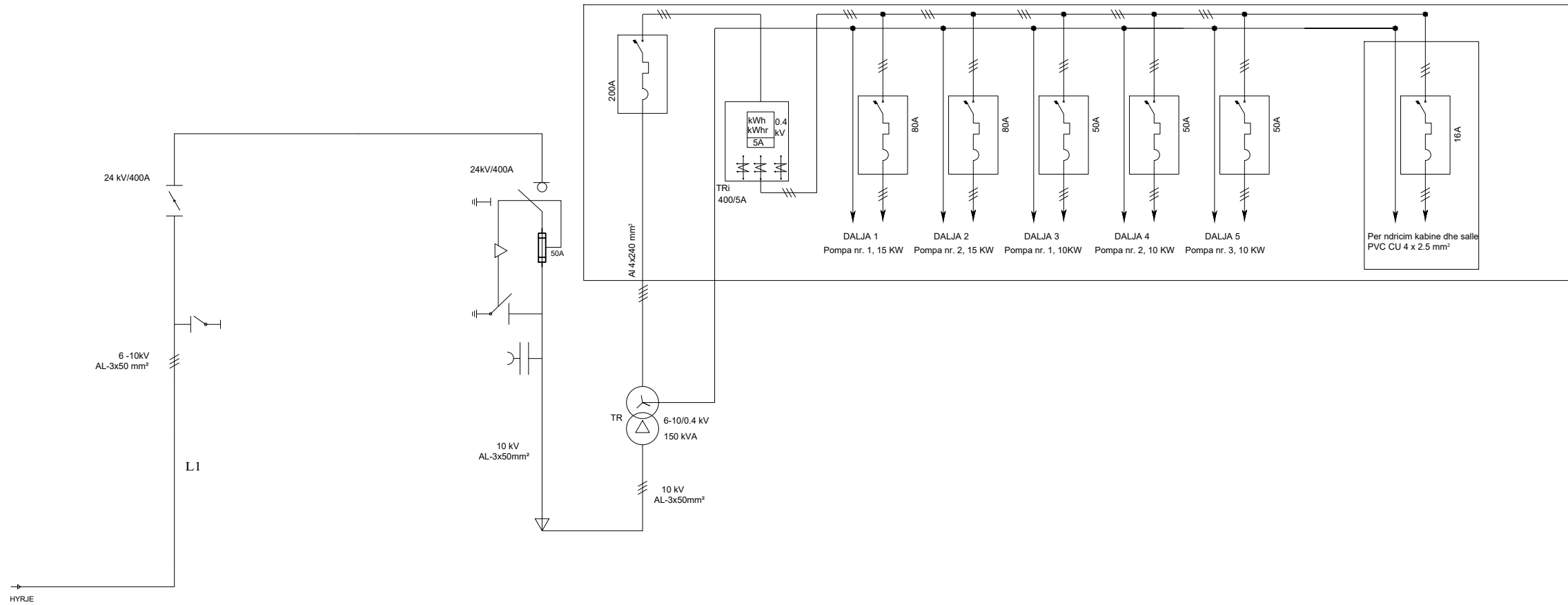
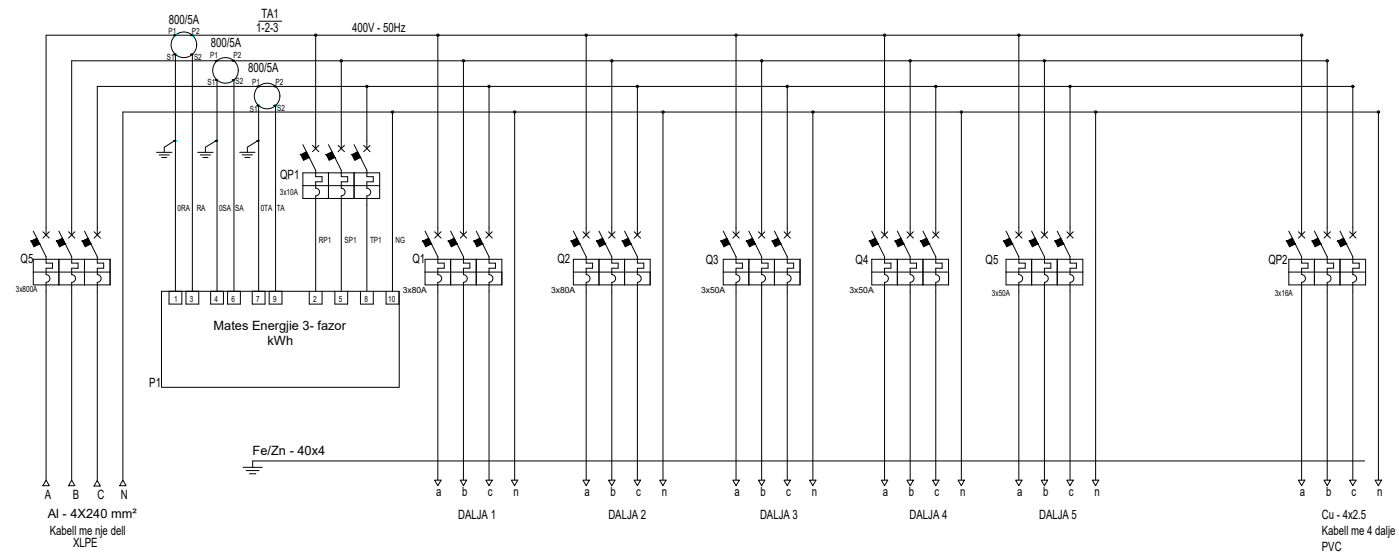


DIAGRAMA 3-FAZORE E PANELIT TE TENSIONIT TE ULET



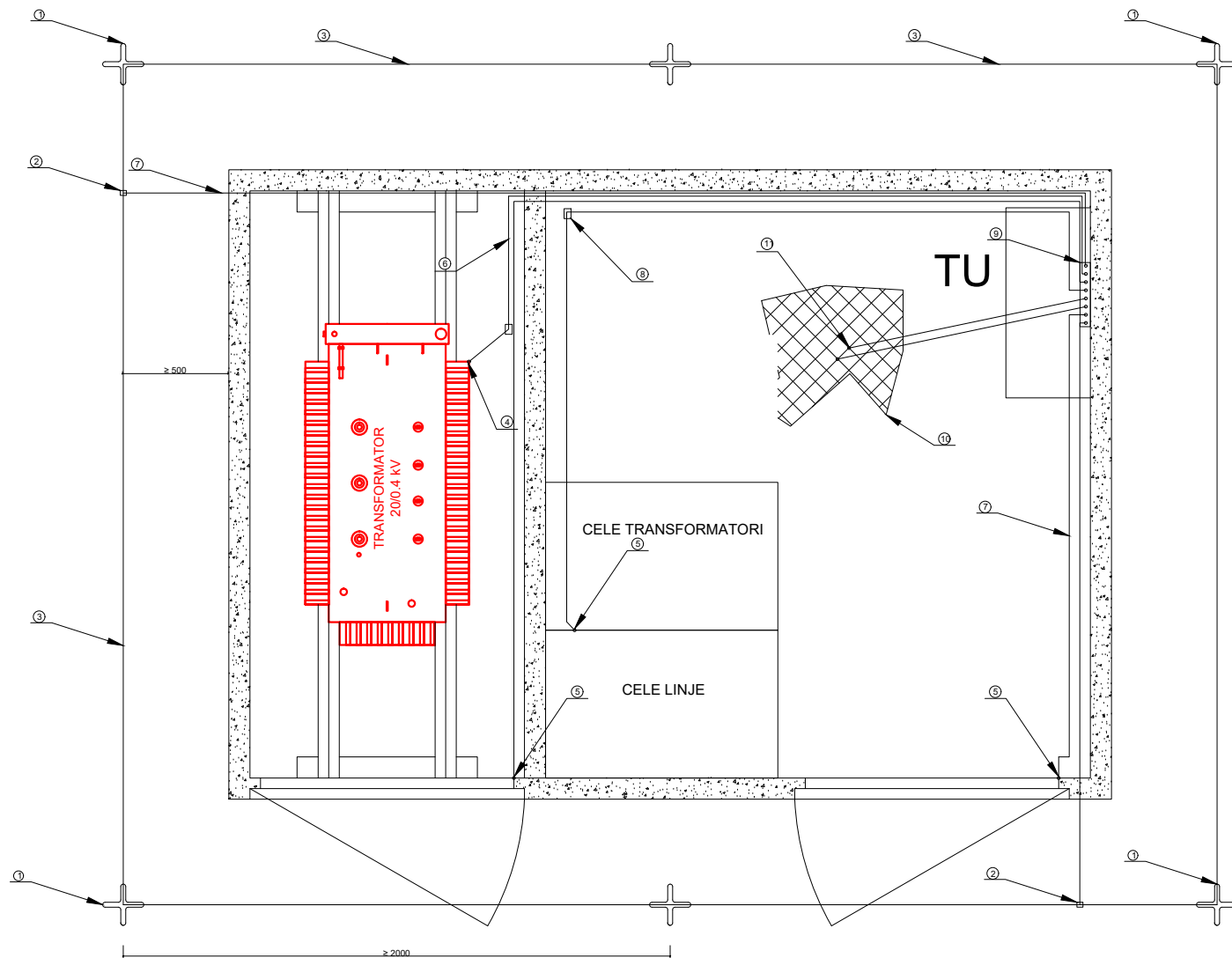
Investitor: Shoqëria Rajonale Ujësjellës Kanalizime Shkoder Sh.a
 Projekt Zbatimi: Ndërtimi i Ujësjellësit Bardhaj dhe Bledan Bashkia Shkoder

Skema elektrike principiale e kabines

Skema elektrike principiale e kabines

Rishikuar	Projekt	Pergatiti	Kontrolloi
		Emri... Firma...	Emri... Firma...
		Ing. B. Dedja	
		Ing. E. Teodhori	
		Ing. B. Kaliqi	
		Ing. M. Ramlika	
		Ing. D. Troci	
Final			Miratoi
Konsulent			
Kodi i vizatimit	Shkalla	Formati	A 3
STP-E-2	1:2000		1

Tokezimi i Kabines

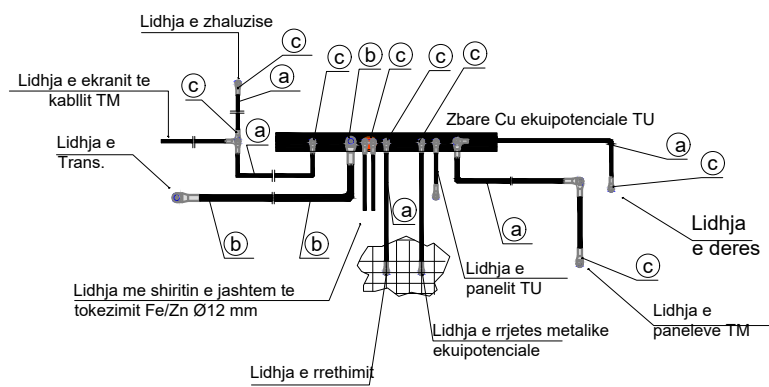


PERSHKRIMI I MATERIALEVE	
1- Elektrode tokezimi Fe/Zn ne forem kryqi 50x50x5 mm, L=1.5 m	7- Percjelles i rumbullaket Fe/Zn Ø12mm
2- Morsete Ft/Zn per bashkimin e shirit 40x4mm	8- Moresete T per bashkimin e percjellesit
3- Hekur shiriti i galvanizuar ne te nxeht Fe/Zn 40x4mm	9- Zbarra ekuipotenciale e panelit TU
4- Kapikorda Ø16mm	10- Rrjeta ekuipotenciale
5- Kapikorda Ø12mm	11- Morsete per bashkimin e rrjetes ekuipotenciale me percjellesin
6- Percjelles i rumbullaket Fe/Zn Ø16mm	

PRERJE E TRASESE SE TOKEZIMIT	VENDOSJA E ELEKTRODES SE TOKEZIMIT
<p>1- Elektrode Tokezimi Fe/Zn 50x50x5mm L=1.5m 2- Dado M-12 + rondete + rondete grove 3- Shiriti Tokezimi Fe/Zn 40x4mm</p>	

SHENIME TEKNIKE
<ol style="list-style-type: none"> LIDHJA E KONTURIT TE BRENDSHEM TE TOKEZIMIT TE KABINES ME SISTEMIN E TOKEZIMIT TE JASHEM BEHET NE JO ME PAK SE DY PIKA ME LITAR ÇELIKU Ø12 mm. KONTURI I JASHEM I TOKEZIMIT TE REALIZOHET ME SHIRIT Fe/Zn TE ZINKUAR NE TE NXEHT 40x4 mm DHE ELEKTRODA TOKEZIMI Fe/Zn PROFIL "4" 50x50x5; L=1.5 m. REZISTENCA E TOKEZIMIT E MATUR NE KOHE TE THATE DUHET TE JETE $R_t \leq 2\Omega$ NE RAST TE KUNDERT TE SHTOHET NUMRI I ELEKTRODAVE DERI NE ARTIJEN E REZISTENCES. TOKEZIMI BRENDA NE KABINE DO TE MONTOHET NE MUR 40cm NE LARTESI NGA NIVELI I DYSHEMESE SE KABINES. LIDHJA E PAISJEVE ME IMPIANTIN E TOKEZIMIT DO TE BEHET ME LITAR ÇELIKU TE ZINGUAR I CVESHUR Fe/Zn D=12mm DHE Fe/Zn D=16mm NGA ZBARA E KUIPOTENCIALE NE PANELIN TU, DALIN PERCJELLESIT Fe/Zn PER LIDHJEN E TE GJITHA PAJISJEVE METALIKE TE KABINES ME TOKEZIMIN (TRANSFORMATORI, CELAT TM, PANELET TU, ZHALUZITE, DYERT, ZGARA E HEKURIT E DYSHEMESE) SECILA KANATE DERE LIDHET ME IMPIANTIN E TOKEZIMIT. NE CDO BASHKIM PERDOREN MORSETA DHE KAPIKORDA. PERMASAT E VIZATIMIT JANE NE mm. TE ZBATOHEN ME RIGOROZITET RREGULLAT E SIGURIMIT TEKNIK. VENDET KU KRYEHEN PUNIME, PAS PERFUNDIMIT TE TYRE TE KTHEHEN NE GJENDJEN E ME PARESHME.

Zbara ekuipotenciale e panelit TU



Nr	Pershkrimi i Materialeve
a	Percjelles i rumbullaket Fe/Zn Ø12mm
b	Percjelles i rumbullaket Fe/Zn Ø16mm
c	Kapikorde per percjelles Fe/Zn Ø12 mm

Investitor: Shoqëria Rajonale Ujësjellës Kanalizime Shkoder Sh.a

Projekt Zbatimi: Ndërtimi i Ujësjellësit Bardhaj dhe Bledan Bashkia Shkoder

Tokezimi i kabines

Tokezimi i kabines

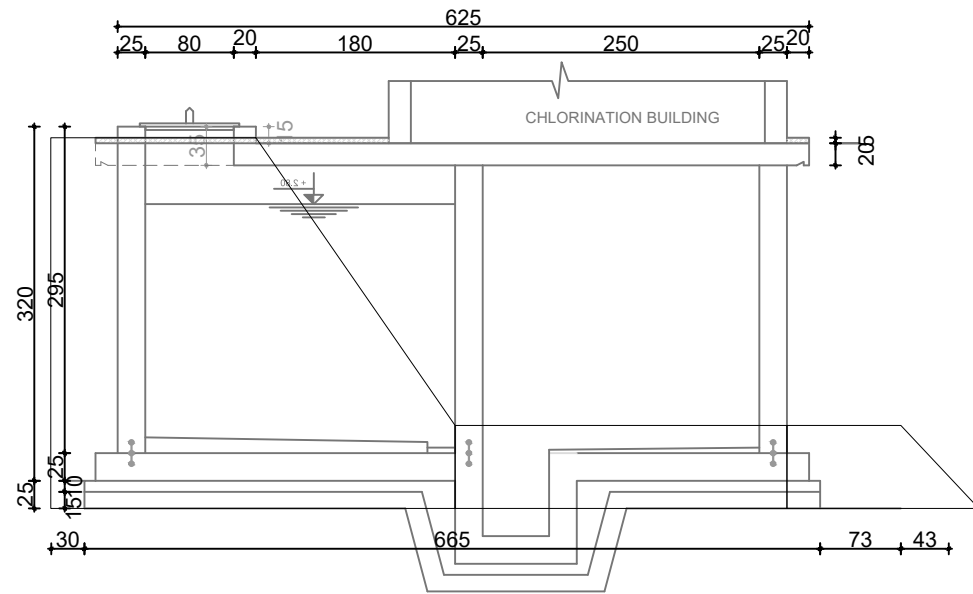
Rishikuar	Date	Pergatiti	Kontrolloi
		Emri... Firma...	Emri... Firma...
		Ing. B. Dedja	
		Ing. E. Teodhori	
		Ing. B. Kaliqi	
		Ing. M. Ramlika	
		Ing. D. Troci	
Final			
Konsulent:		ERBI-E	Miratoi
Kodi i vizatimit	Shkalla	Formati	A 3
STP-E-1	1:2000		1

Lista e Vizatime Konstruksioni i Depos 20m³

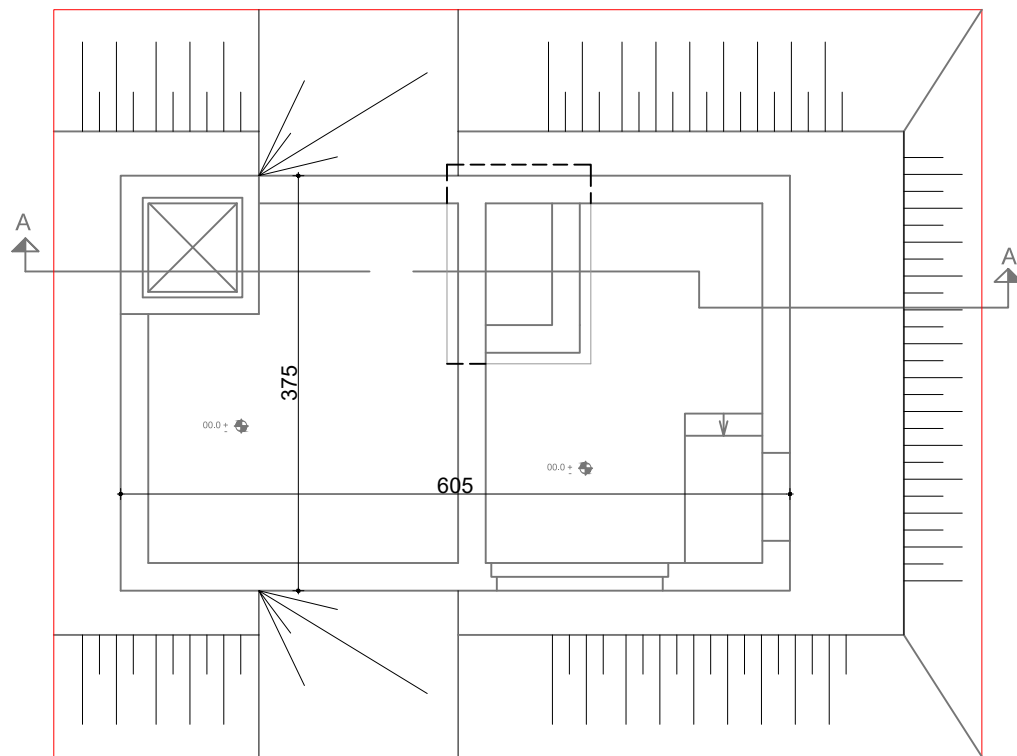
Pershkrimi i fletes	Kodi i Vizatimit
Depo 20 m ³ Konstruksioni	DP-20-1
Depo 20 m ³ Konstruksioni	DP-20-2
Depo 20 m ³ Konstruksioni	DP-20-3
Depo 20 m ³ Konstruksioni	DP-20-4

Investitor : Shoqëria Rajonale Ujësjellës Kanalizime Shkoder Sh.a			
DEPO 20 m ³			
Plan dhe prerje e Rezervuarit 20m ³			
Rishikuar	Date	Pergatiti	Kontrolloi
		Emri... Firma...	Emri... Firma...
		Ing. B. Dedja	
		Ing. E. Teodhori	
		Ing. B. Kallqi	
		Ing. M. Ramlika	
		Ing. D. Troci	
Firma		ERBIE	Miratoi
Konsulent		ERBIE	
Kodi i vizatimit	Shkalla	Formati	A3
	1:2000		1

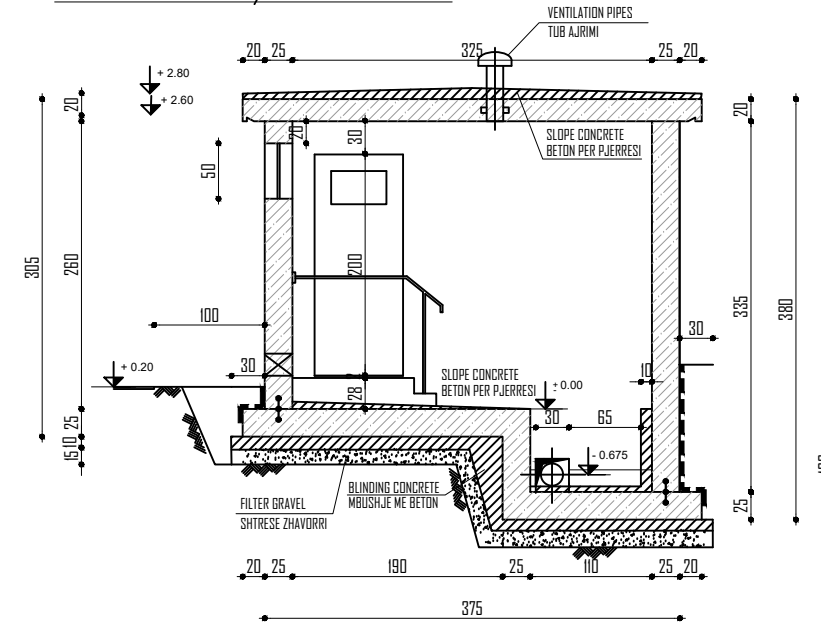
SECTION A-A / PRERJA A - A



PLAN / PLANIMETRIA



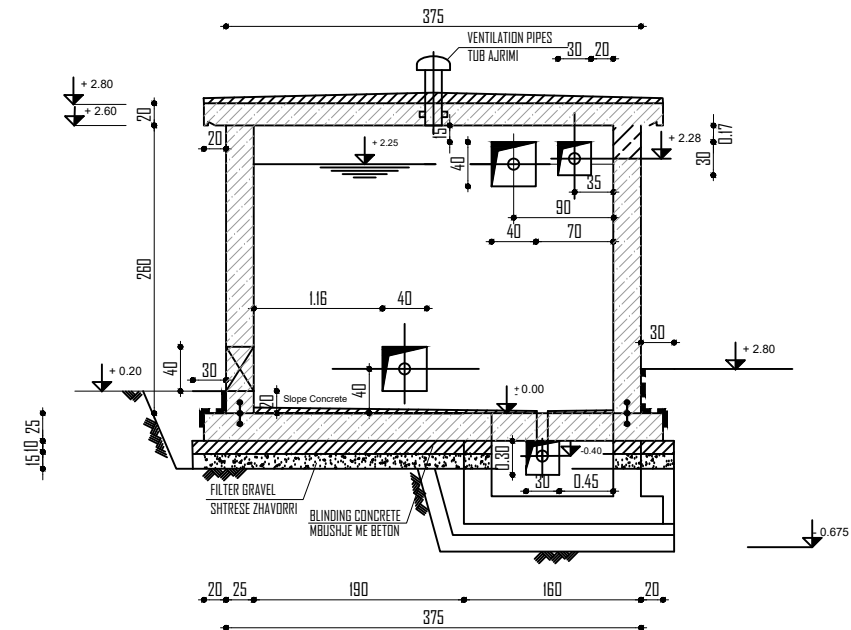
SECTION B-B / PRERJA B-B



insulation: wall outside embedded : -2 layers of bitumen
 roof with earth cover : -2 layers of bitumen on reinforced concrete (fresh)
 -slope concrete + 2 layers of bitumen
 -earth cover 0.5 m
 roof without earth cover : -2 layers of bitumen on reinforced concrete (fresh)
 -slope concrete

izolimi i jashtem i murit nen kuoten 0.00 : -2 duar bitum
 tarraca e depos e mbuluar me dhe : -2 duar bitum mbi beton te armuar
 -pjerresi betoni + 2 duar bitum
 tarraca e depos e pa mbuluar me dhe : -2 duar bitum mbi beton te armuar
 -pjerresi betoni + 2 duar bitum

SECTION C-C / PRERJA C-C



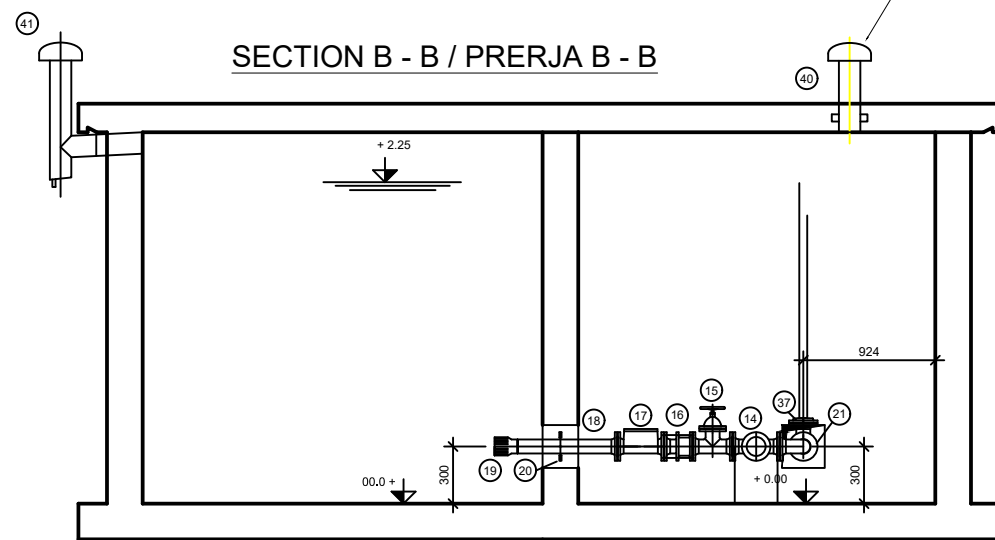
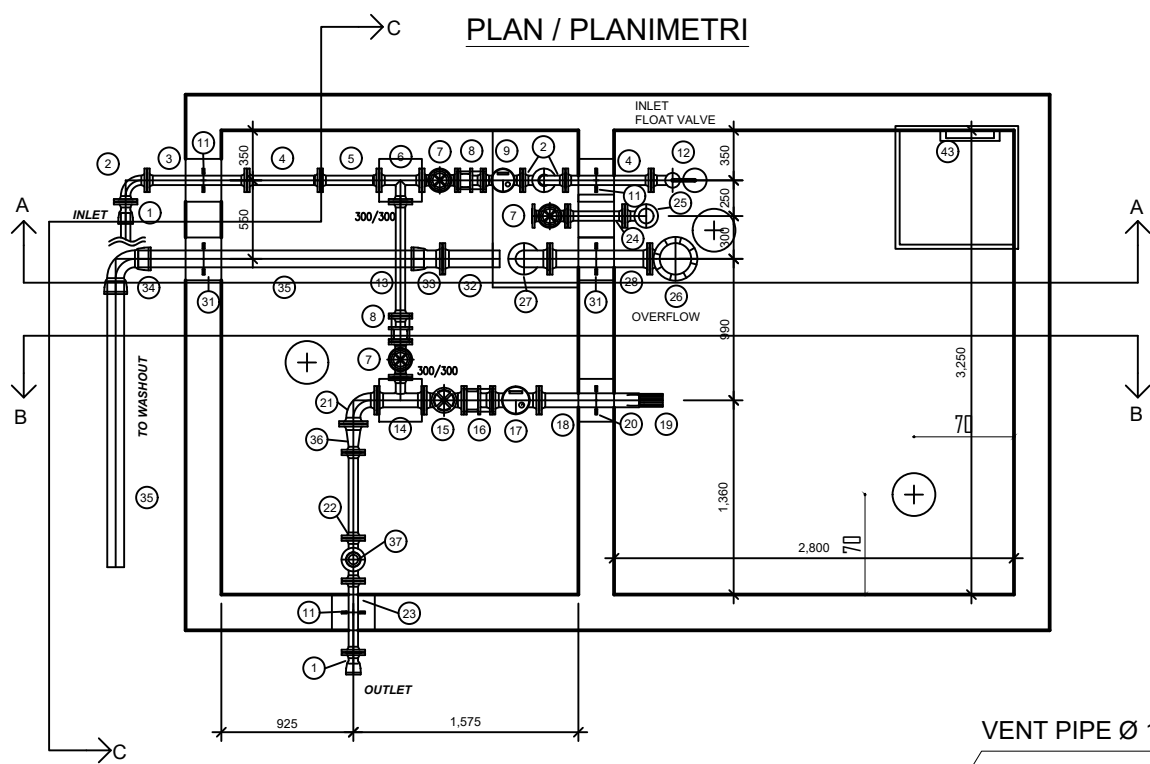
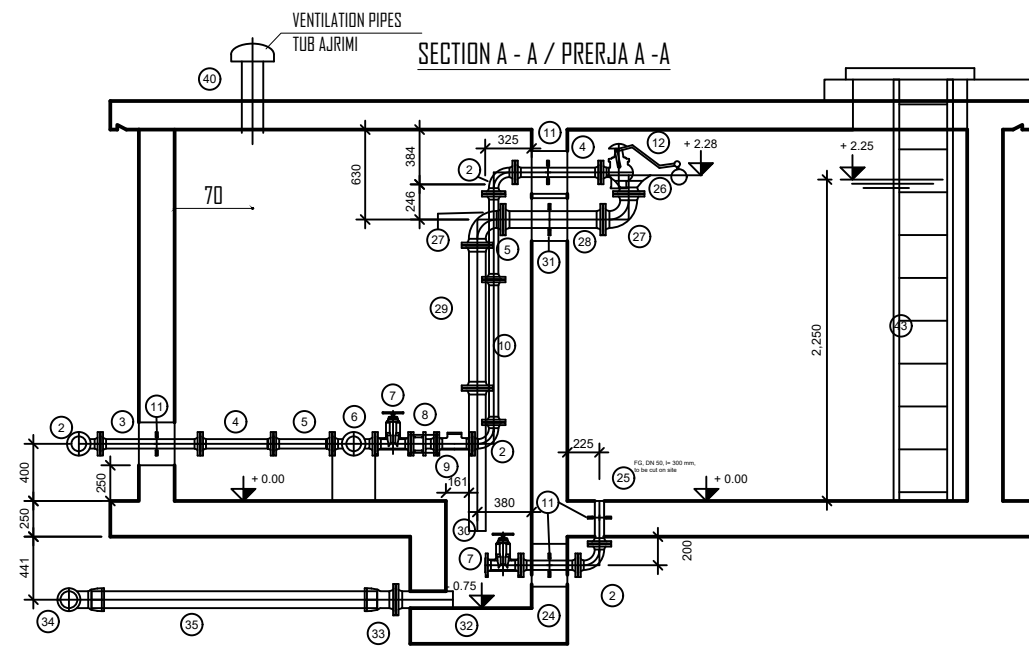
Investitor : Shoqëria Rajonale Ujësjellës Kanalizime
 Shkoder Sh.a

Projekt Zbatim: Ndërtimi i Ujësjellësit Bardhaj dhe Bledan
 Bashkia Shkoder

DEPO 20 m³

Plan dhe prerje e Rezervuarit 20m³

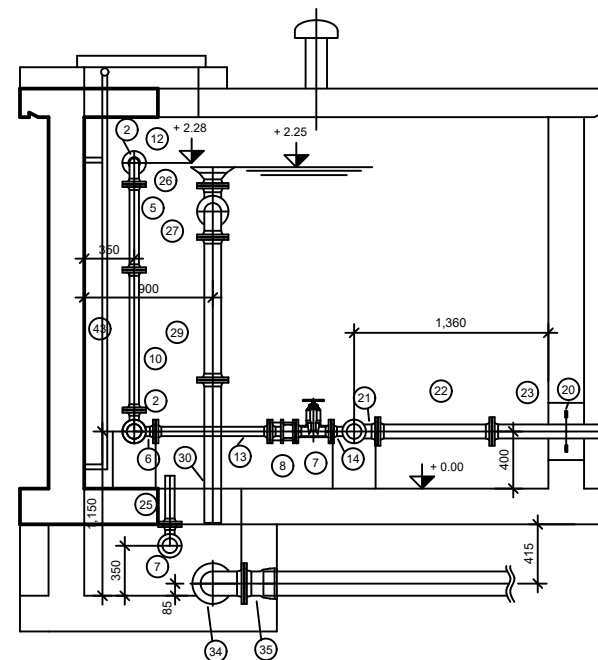
Rishikuar	Data	Pergatiti	Kontrolltoi
		Emri... Firma...	Emri... Firma...
		Ing. B. Dedja	
		Ing. E. Teodhori	
		Ing. B. Kalqi	
		Ing. M. Ramlika	
		Ing. D. Troci	
Firma		ERBIE	Miratoi
Konsulent			
Kodi i vizatimit	Shkalla	Formati	A3
DP-20-1	1:2000		1



Scheme Cidhen / Skema Cidhen

Position	Description	Diameter	Length	Max. Pressure	Unit	Quantity
[-]	[-]	[mm]	[mm]	[bar]	[-]	[-]
1	E-PEZ / ADAPTOR (CELIK - PE)	25	--	10	PCS	1
2	Q / BERYLL	25	150	10	PCS	4
3	FFG / TUB CELIKU	25	700	10	PC	1
4	FFG / TUB CELIKU	25	600	10	PCS	2
5	FFG / TUB CELIKU	25	500	10	PCS	2
6	T / TI	25/25	300/150	10	PCS	2
7	VALVE WITH HAND WHEEL / VALVOL	25	250	10	PCS	3
8	PAF / P.JES CMONTUESE	50	180	10	PCS	2
9	WATER METER / SAHAT	25	200	10	PC	1
10	FFG / TUB CELIKU ME FLLANXHE	50	1000	10	PC	1
11	MFL / KALIM TUBI	25	--	10	PCS	2
12	FLOAT VALVE / GALEXHANT	25	h=300	10	PC	1
13	FFG / TUB CELIKU ME FLLANXHE	50	800	10	PC	1
14	T / TI	50/25	330/165	10	PC	1
15	VALVE WITH HANDWHEEL / VALVOL	50	280	10	PC	1
16	PAF / P.JES CMONTUESE	50	200	10	PC	1
17	WATER METER / SAHAT	50	225	10	PC	1
18	FG / TUB CELIKU ME NJE FLLANXHE	50	700	10	PC	1
19	STAINER INSERT TYPE / FILTER	50	--	10	PC	1
20	MFL / KALIM TUBI	50	--	10	PC	1
21	Q / BERYLL	50	165	10	PC	1
22	FFG / TUB CELIKU ME FLLANXHE	50	600	10	PC	1
23	E-PEZ / ADAPTOR (CELIK - PE)	50	--	10	PCS	1
24	FFG / TUB CELIKU ME FLLANXHE	50	400	10	PC	1
25	FG / TUB CELIKU ME NJE FLLANXHE	50	300	10	PC	1
26	UEM / HINKE	100	130	10	PC	1
27	Q / BERYLL	100	180	10	PCS	2
28	FFG / TUB CELIKU ME FLLANXHE	100	700	10	PC	1
29	FFG / TUB CELIKU ME FLLANXHE	100	1000	10	PC	1
30	FG / TUBE CELIKU ME NJE FLLANXHE	100	1000	10	PC	1
31	MFL / KALIM TUBI	100	--	10	PC	1
32	FG / TUBE CELIKU ME NJE FLLANXHE	100	400	10	PC	1
33	E-KS / ADAPTOR ME FLLANXHE	100	--	10	PC	1
34	MMQ-KS 90 / BERYLL	100	--	10	PC	1
35	PIPE-PVC / TUB - PVC	100	6000	10	PCS	2
36	FFR / REDUKTOR	80/50	200	10	PC	1
37	XG / AJRUES	50/2"	--	10	PC	1
38	PIPE-GI / TUB CELIKU	2"	3000	10	ml	3
39	ELBOW 90°-GI / BERYLL CELIKU	2"	--	10	PCS	2
40	Ventilation pipe, valve chamber / TUB AJRIMI	150	600		PC	1
41	Ventilation pipe, reservoir / TUB AJRIMI	150	1500		PC	2
42	Lockable Stainless steel Access Cover 800x800 mm, concrete top / KAPAK CELIKU				SET	1
43	Stainless steel ladder wallmounted 2500 mm SHKALLE METALIKE		2500		SET	1

SECTION C - C / PRERJA C - C



Investitor : Shoqëria Rajonale Ujësjellës Kanalizime Shkoder Sh.a
 Projekt Zbatimi Furnizimi me uje i Fshatrave Bardhaj,Bleran me puse shpimi ne Njesine Administrative Bardhaj, Bashkia Shkoder

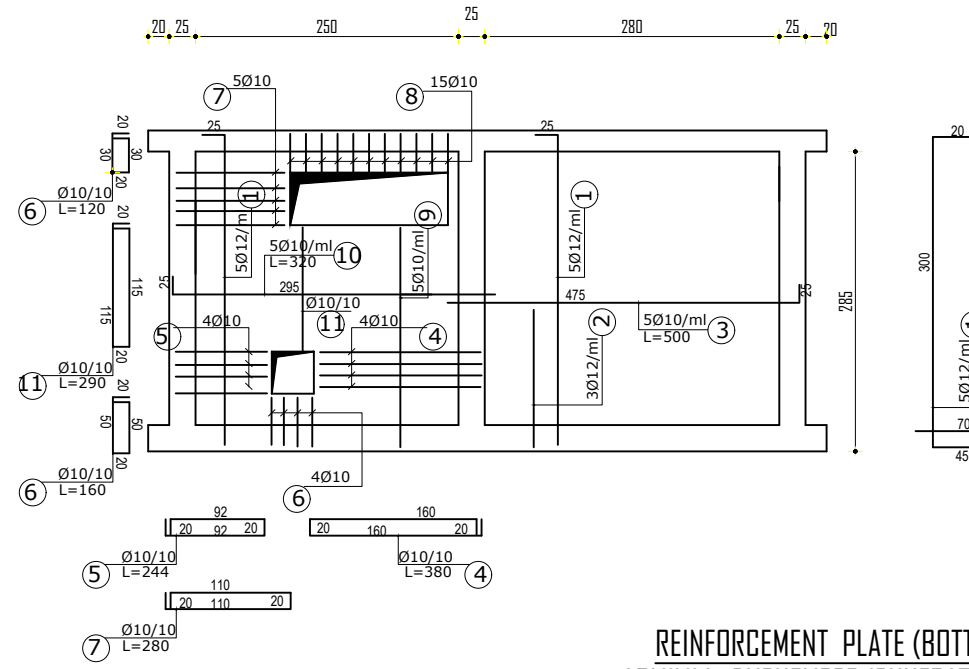
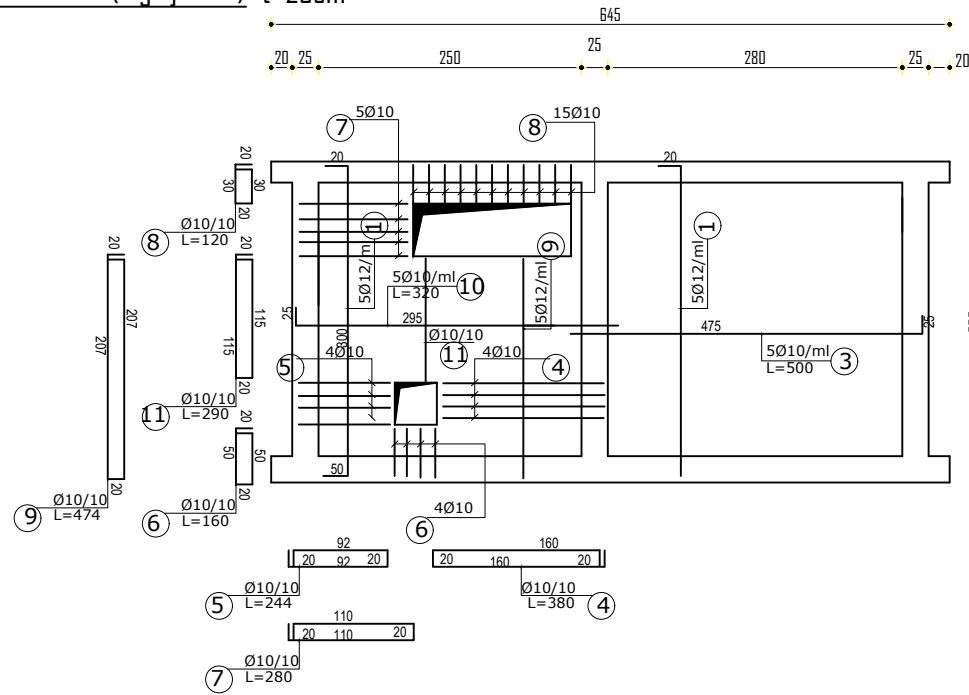
DEPO 20 m3

Planvendosja e Rezervuarit

Rishikuar	Date	Pergatiti	Kontrolloi
		Emri... Firma...	Emri... Firma...
		Ing. B. Dedja	
		Ing. E. Teodhori	
		Ing. B. Kalitaj	
		Ing. M. Ramlika	
		Ing. D. Troci	
Firma		VERBI-E	Miratoi
Konsumimi		VERBI-E	Miratoi
Kodi i vizatimit	Shkalla	Formati	A3
DP-20-4	1:2000		1

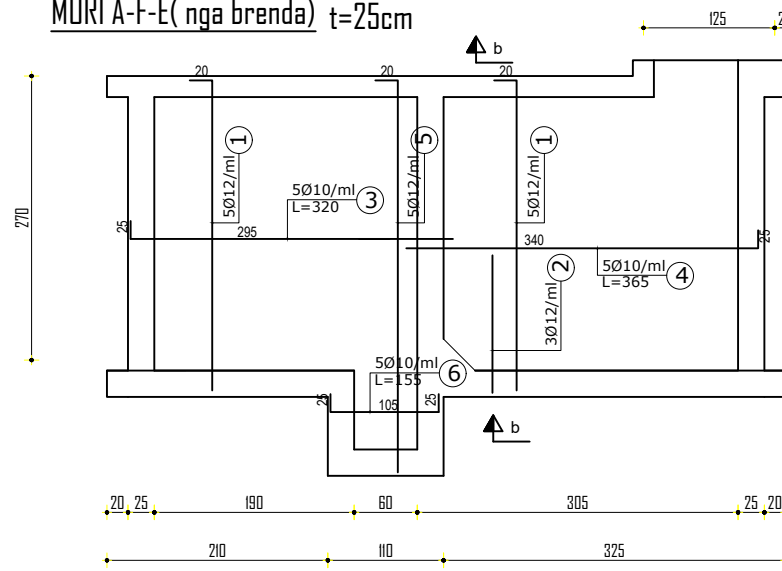
WALLI B-C-D(outside)

MURI B-C-D(nga jashte) t=25cm

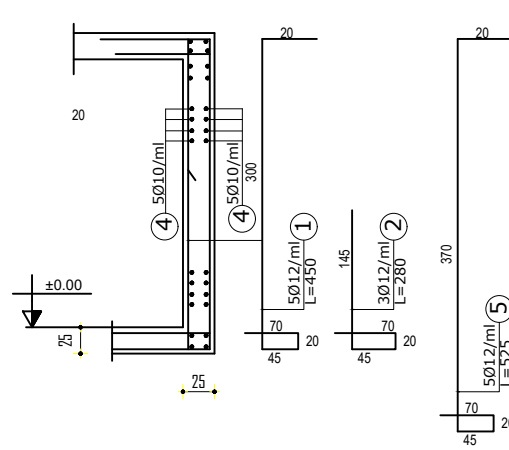


WALL A-F-E(inside)

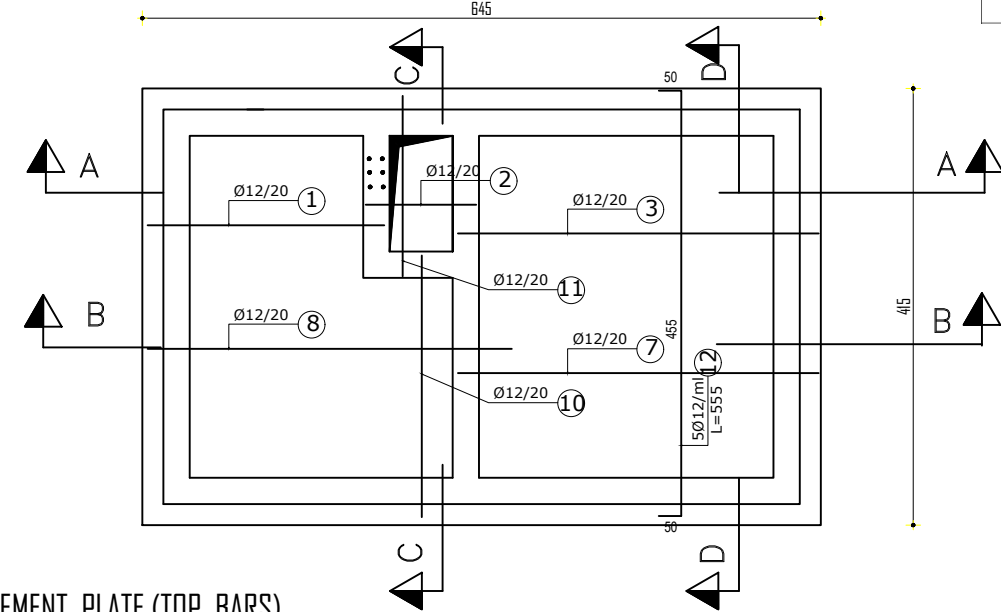
MURI A-F-E(nga brenda) t=25cm



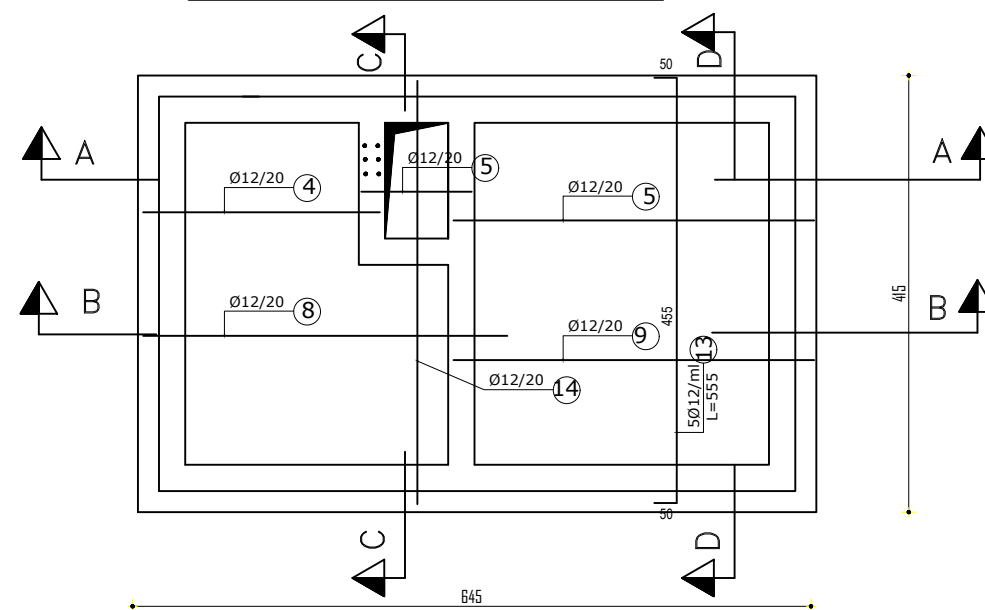
SECTION b-b
PRERJA b-b



REINFORCEMENT PLATE (BOTTOM BARS)
ARMIMI I DYSHEMESE (SHUFRAZ E POSHTEME)

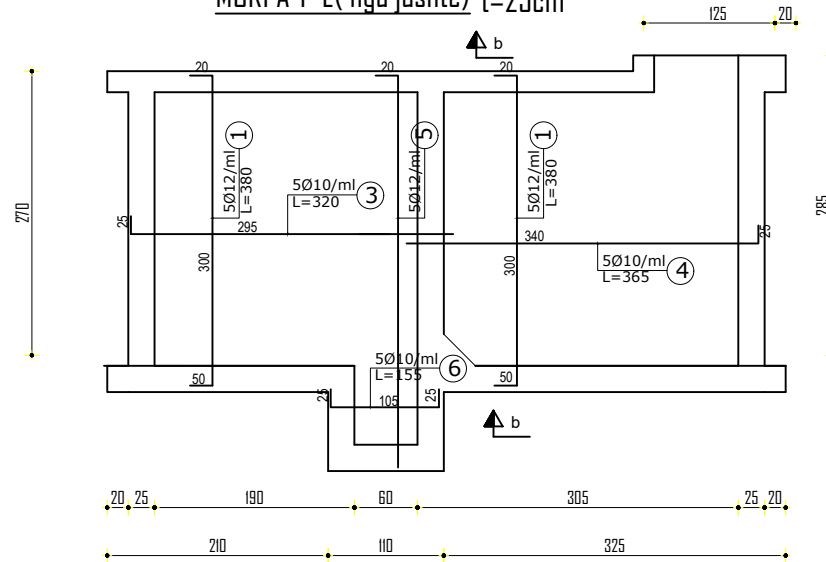


REINFORCEMENT PLATE (TOP BARS)
ARMIMI I DYSHEMESE (SHUFRAZ E SIPERME)



WALL A-F-E(outside)

MURI A-F-E(nga jashte) t=25cm



REZERVUAR	SPECIFIKIMI I ARMIMIT				ANIMI PER ELEMENTIN			PESHA TOTALI	
	Nr	Ø	L	CODE	Ø	L	P. spec.		PE.SHA.
SOLETA E MBULIMIT	1	10	345	16	55.2			0<-10	
	2	10	450	20	90.0	12	46.1	0.89	41.6
	3	10	170	11	18.7	10	39.2	0.62	243.84
	4	8	114	28	31.9				284.07
	5	12	480	8	36.8	8	70	0.4	27.81
	6	12	225	6	9.3				
	7	8	240	8	19.2				
	8	10	220	41	90.2				
	9	10	170	16	27.2				
	10	10	150	16	24.0				
	11	10	280	11	28.6				
12	10	142	18	26.1					
13	10	110	16	17.6					
14	8	104	24	22.0					
c	10	72	20	14.4					
d	8	100	20	20.0					
							Shuma	28.8kg	
MURI A-F-E	1	12	420	10	223.0			0<-10	
	2	12	280	12	33.6	12	290.1	0.89	236.3
	3	10	120	26	83.2	10	191	0.62	118.11
	4	10	365	26	94.9				176.30
	5	12	325	6	31.5				0.80
							Shuma	37.8kg	
MURI B-C-D-E	1	12	370	10	74.0			0<-10	
	2	12	280	12	33.6	12	117.4	0.89	106.5
	3	10	305	4	20.2	10	119	0.62	73.48
	4	10	244	4	9.8				177.99
	5	10	244	4	9.8				
	6	10	360	4	6.4				
	7	10	280	5	14.0				
	8	10	120	15	18.0				
	9	12	474	7	33.2				
	10	10	320	9	28.8				
	11	10	290	4	11.6	8	0	0.4	0.80
							Shuma	17.8kg	
MURI D-E	1	10	450	17	76.5			0<-10	
	2	12	12	280	10	12	110	0.89	8.9
	3	10	420	26	109.2	10	249	0.62	154.13
	4	10	370	17	62.9				163.05
							Shuma	268.1	
MURI A-B	1	10	400	12	120.0			0<-10	
	2	10	40	12	4.8	12	0.0	0.89	0.0
	3	10	310	6	18.6	10	189	0.62	116.93
	4	10	150	12	18.0				116.93
	5	10	360	12	39.2	8	0	0.4	0.80
							Shuma	11.7kg	
MURI C-F	1	12	400	12	48.0			0<-10	
	2	12	225	4	9.4	12	57.4	0.89	51.3
	3	10	420	14	58.8	10	307	0.62	190.05
	4	10	490	6	29.4				241.14
	5	10	270	10	47.0	8	0	0.4	0.80
	6	10	540	8	43.2				
	7	10	340	8	27.2				
	8	10	35	10	19.5				
	9	10	250	12	27.6				
	10	10	324	6	31.4				
	11	10	280	8	22.4				
							Shuma	34.1kg	

Investitor : Shoqëria Rajonale Ujësjellës Kanalizime Shkoder Sh.a

Projekt Zbatimi: Ndërtimi i Ujësjellësit Bardhaj dhe Bledan Bashkia Shkoder

DEPO 20 m3

Armimi i Rezervuarit 20m³

Rishikuar: _____ Date: _____ Përgatiti: Emri... Firma... Kontrolltoi: Emri... Firma...

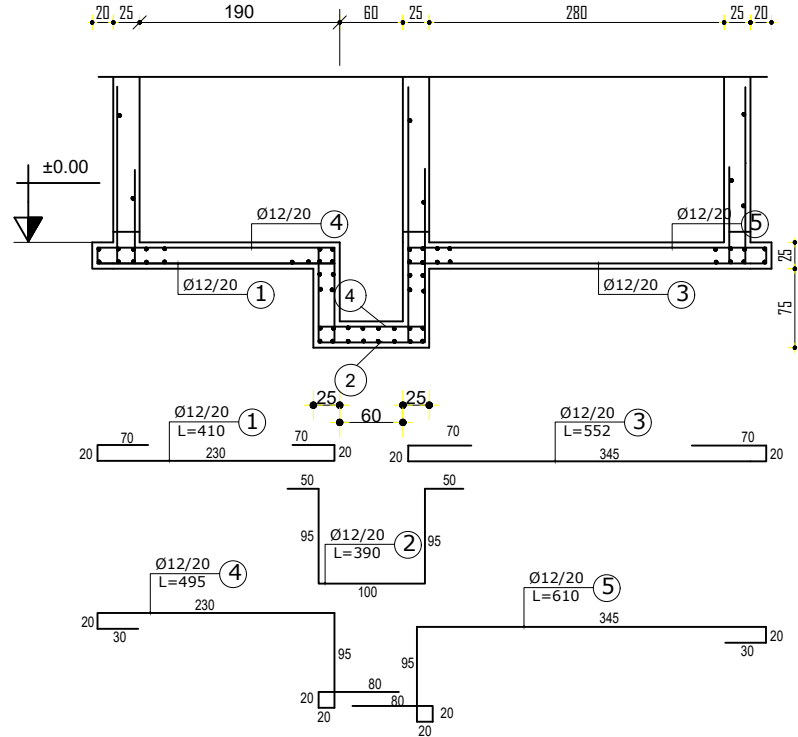
Firma: _____ Miratoi: _____

Konsulent: E R B I - E

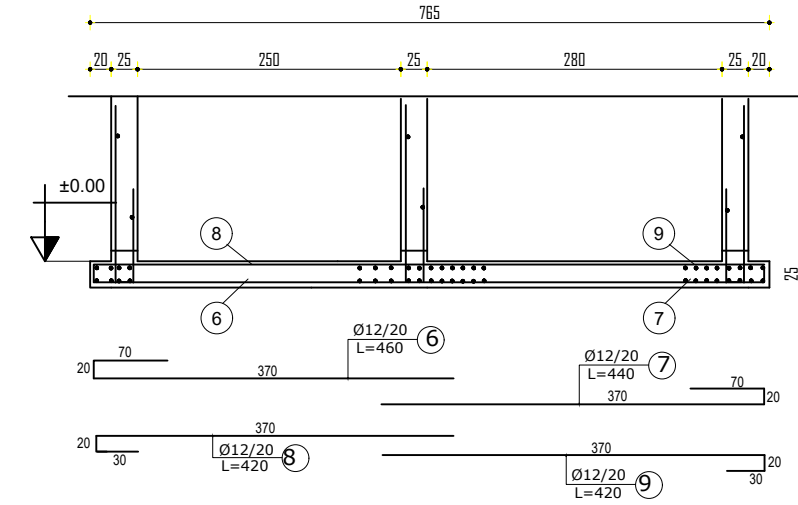
Kodi i vizatimit: DP-20-2 Shkalla: 1:2000 Formati: A3

1

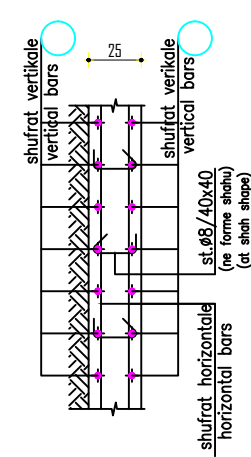
**PRERJA A-A
SECTION A-A**



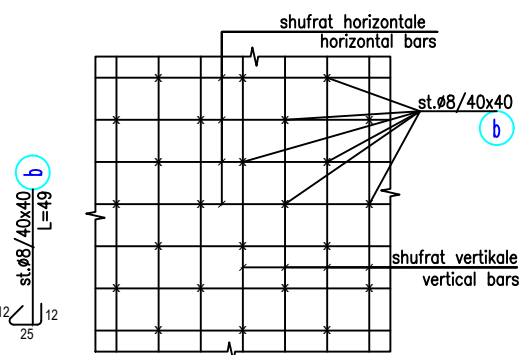
SECTION B-B PRERJA B-B



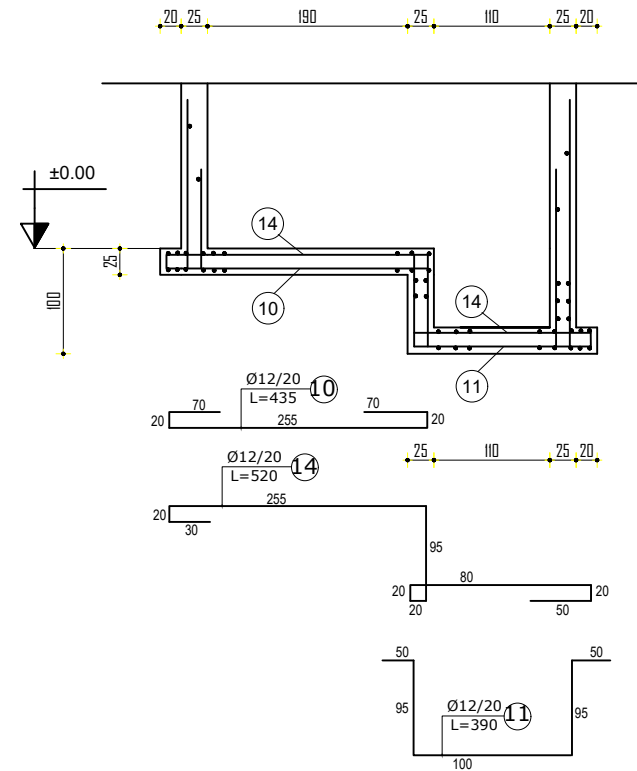
**WALL SECTION
PRERJA TERTHORE E MURIT**



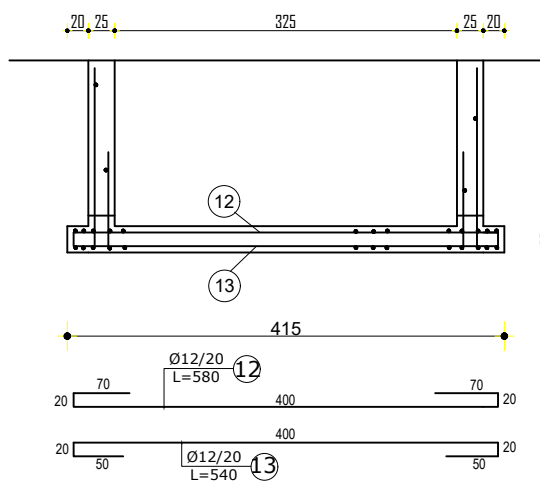
**DETAIL OF LOCATION STIRRUPS "S" AT VERTICAL WALLS
DETAJI I VENDOSJES SE STAFAVE "S" NE MURET VERTIKALE**



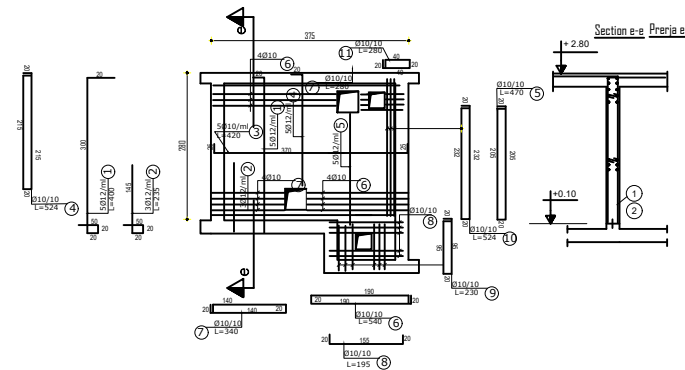
SECTION C-C PRERJA C-C



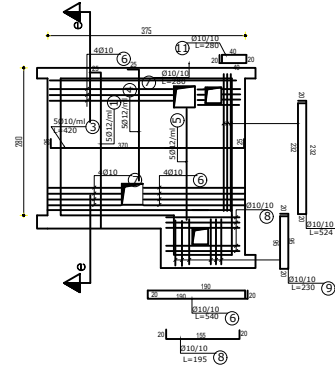
SECTION D-D PRERJA D-D



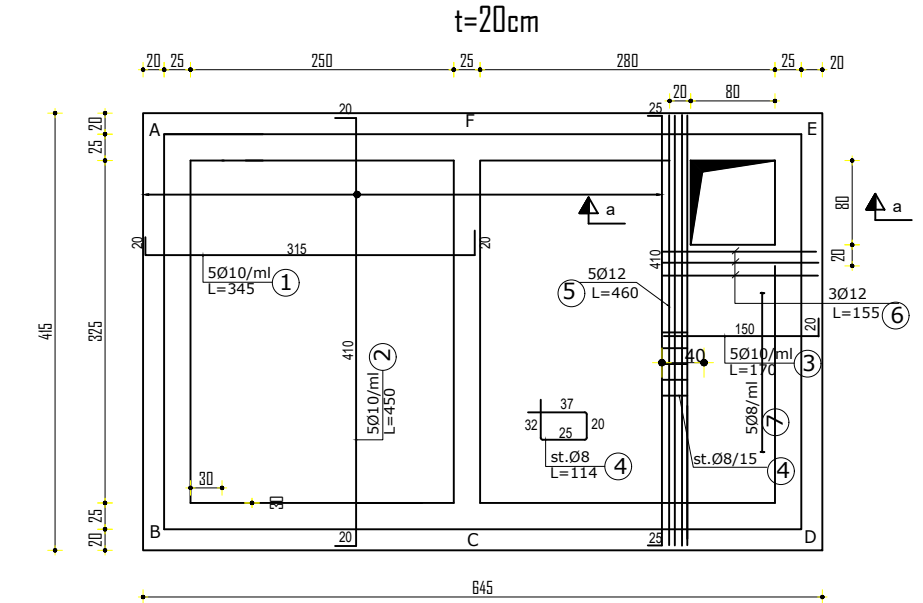
**WALL C-F (side water)
MURI C-F (nga ana e ujit) b=25**



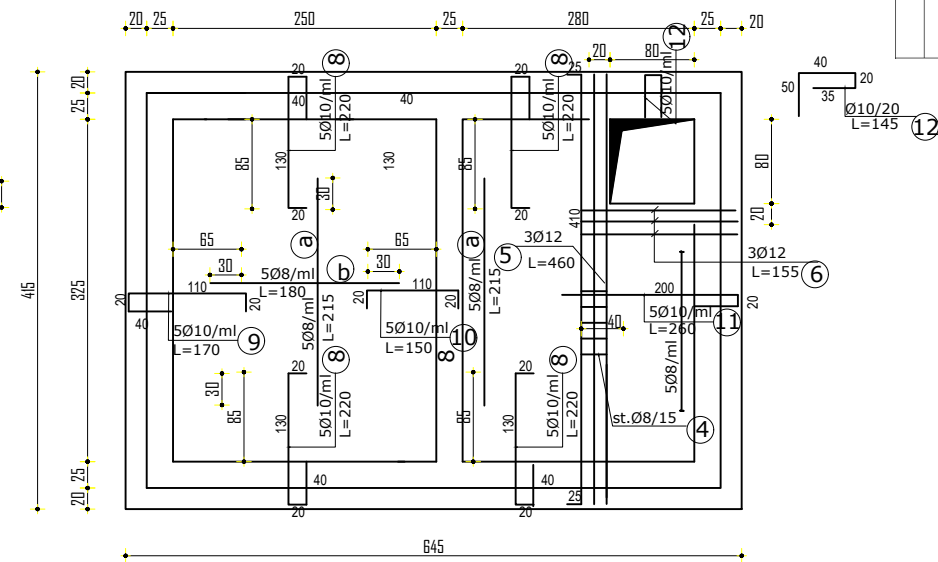
**WALL C-F (outside water)
MURI C-F (nga jashte ujit) b=25**



**REINFORCEMENT ROOF (BOTTOM BARS)
ARMIMI I SOLETES TE MBULIMIT (SHUFRAT E POSHTEME)**

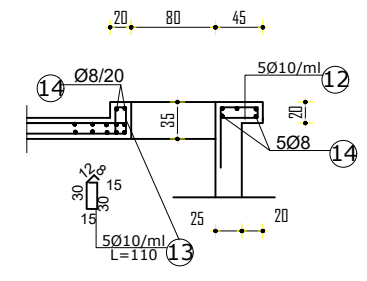


**ARMIMI I SOLETES TE MBULIMIT (SHUFRAT E SIPERME)
REINFORCEMENT ROOF (TOP BARS) t=20cm**



ELEMENTI ILOZI	COPE	SPECIFIKIMI I ARMATURES				ARM. PER 1 ELEMENT			PESHA TOTALE	
		NR.	Ø	L cm	COPE	L ml	Ø	L ml		P.spc
DYSHEMEJA E DEPOS	1	12	410	8	32.8				Ø<10	307kg
	2	12	390	6	23.4	12	802.4	0.89	714.1	
	3	12	522	6	31.3	10	0	0.62	0.00	Ø>10
	4	12	555	20	111.0					714.11
	5	12	610	20	122.0	8	768	0.4	307.19	
	6	12	460	10	46.0					
	7	12	440	10	44.0					
	8	12	420	10	42.0					
	9	12	400	10	40.0					
	10	12	435	13	56.6					
	11	12	390	3	11.7					
	12	12	580	20	116.0					
	13	12	540	20	108.0					
	14	12	520	3	15.6					
a	8	136	315	428.4						
b	8	49	693	339.6						
Stuma									714kg	

SECTION a-a PRERJA a-a




Investitor : Shoqëria Rajonale Ujësjellës Kanalizime Shkoder Sh.a
 Projekt Zbatimi : Ndërtimi i Ujësjellës Bardhaj dhe Bledan Bashkia Shkoder

DEPO 20 m3
 Armimi i Rezervuarit 20m³

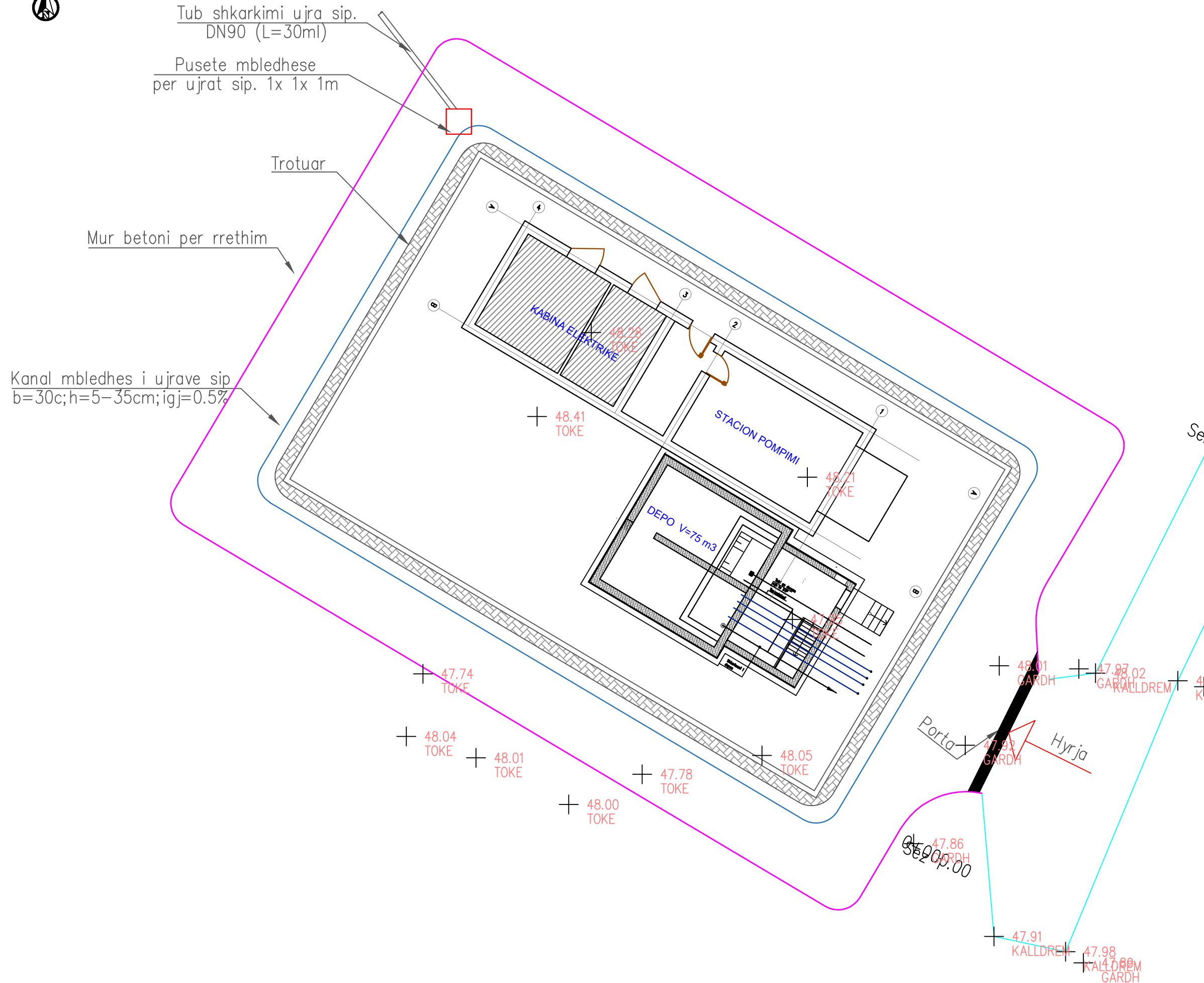
Rishikuar	Date	Pergatiti	Kontrolloi
		Emri... Firma...	Emri... Firma...
		Ing. B. Dedja	
		Ing. E. Teodhori	
		Ing. B. Kaliqi	
		Ing. M. Ramlika	
		Ing. D. Troci	

Konstruktori : ERBI - E
 Miratoi :
 Kodi i vizatimit : DP-20-3
 Shkalla : 1:2000
 Formati : A3
 1


Lista e Vizatimeve Depo 75m ³	
Pershkrimi i fletes	Kodi i Vizatimit
Planvendosje	DP-75-1
Planimetria	DP-75-2
Prerje B	DP-75-3
Prerje C	DP-75-4
Plani i themelit	DP-75-5
Pamjet e mureve	DP-75-6
Pllaka zg.poshte	DP-75-7
Pllaka zg.siper	DP-75-8
Planet e strukturave	DP-75-9
Soleta kuota 0.65 deri 2.00	DP-75-10
Soleta kuota 3.25	DP-75-11
Muri 1 dhe 3	DP-75-12
Muri 1a	DP-75-13
Muri 2	DP-75-14
Muri 3a	DP-75-15
Muri A dhe B	DP-75-16
Muri C	DP-75-17
Muri D	DP-75-18
SHENIME	DP-75-19
Shkallet	DP-75-20
Shkallet detaje	DP-75-21
Skema teknologjike	DP-75-22
Prerje 1	DP-75-23
Prerje 2	DP-75-24
Prerje 3	DP-75-25
Prerje 4	DP-75-26

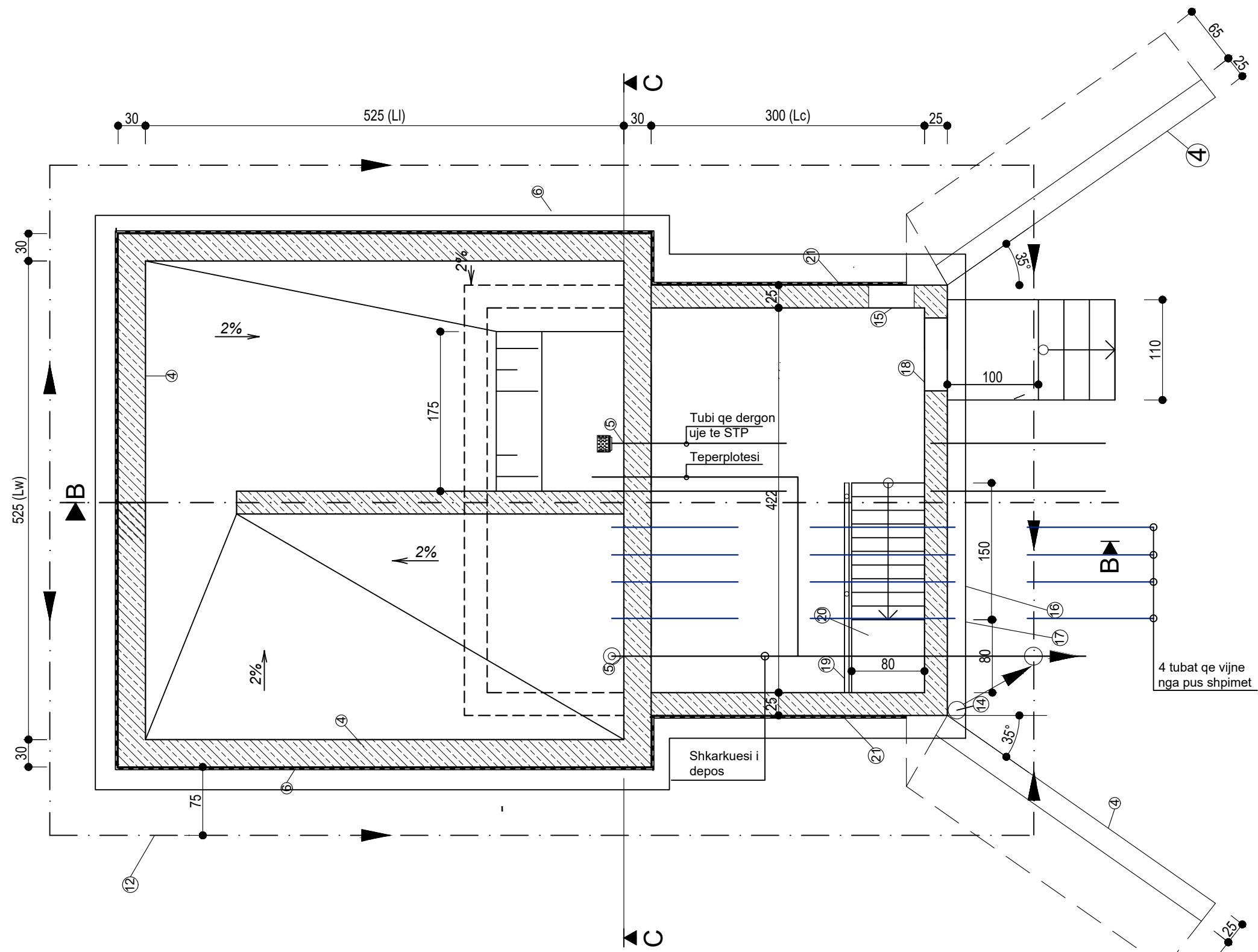
Investitor : Shoqëria Rajonale Ujësjellës Kanalizime Shkoder Sh.a			
Projekt Zbatimi: Ndërtimi i Ujësjellësit Bardhaj dhe Bledan Bashkia Shkoder			
DEPO 75 M3			
Planvendosja dhe plasistemimi i STP depos 75 m3			
Rishikuor	Date	Pergotiti	Kontrolloi
		Emri... Firma...	Emri... Firma...
		Ing. B. Dedja	
		Ing. E. Teodhori	
		Ing. B. Kalliq	
		Ing. M. Ramlika	
		Ing. D. Troci	
Final			Miratoi
Konsulentit:		 DERBI-E <small>SHOQËRIA RAJONALE UJËSJEJLËS KANALIZIME</small>	
Kodi i vizatimit	Shkalla	Formati	A 3
DP-75-1	1:2000		1

PLANVENDOSJA DHE SISTEMIMI I DEPOS 75 m³
DHE STACIONIT TE POMPIMIT
SH- 1:150



Investitor : Shoqëria Rajonale Ujësjellës Kanalizime Shkoder Sh.a			
Projekt Zbatimi: Ndërtimi i Ujësjellësit Bardhaj dhe Bledan Bashkia Shkoder			
DEPO 75 M3			
Planvendosja dhe plasistemimi i STP depos 75 m3			
Rishikuor	Date	Pergotiti	Kontrolloi
		Emri... Firma...	Emri... Firma...
		Ing. B. Dedja	
		Ing. E. Teodhori	
		Ing. B. Kalliq	
		Ing. M. Ramlika	
Final		Ing. D. Troci	
Konsulentit:		Miratoi	
Kodi i vizatimit		Shkalla	Formati
DP-75-1		1:2000	A 3
			1





Depo 75 m ³					
Vellimi grumbullues (m ³)	25	50	75	100	125
Thellesia e ujit (m)	2.85	2.85	2.85	2.85	2.85
Gjatesia/ Gjeresia (m)	2.85	4.35	5.25	6.1	6.75
Gjatesia/ Gjeresia (m)	3.27	4.35	5.25	6.1	6.75

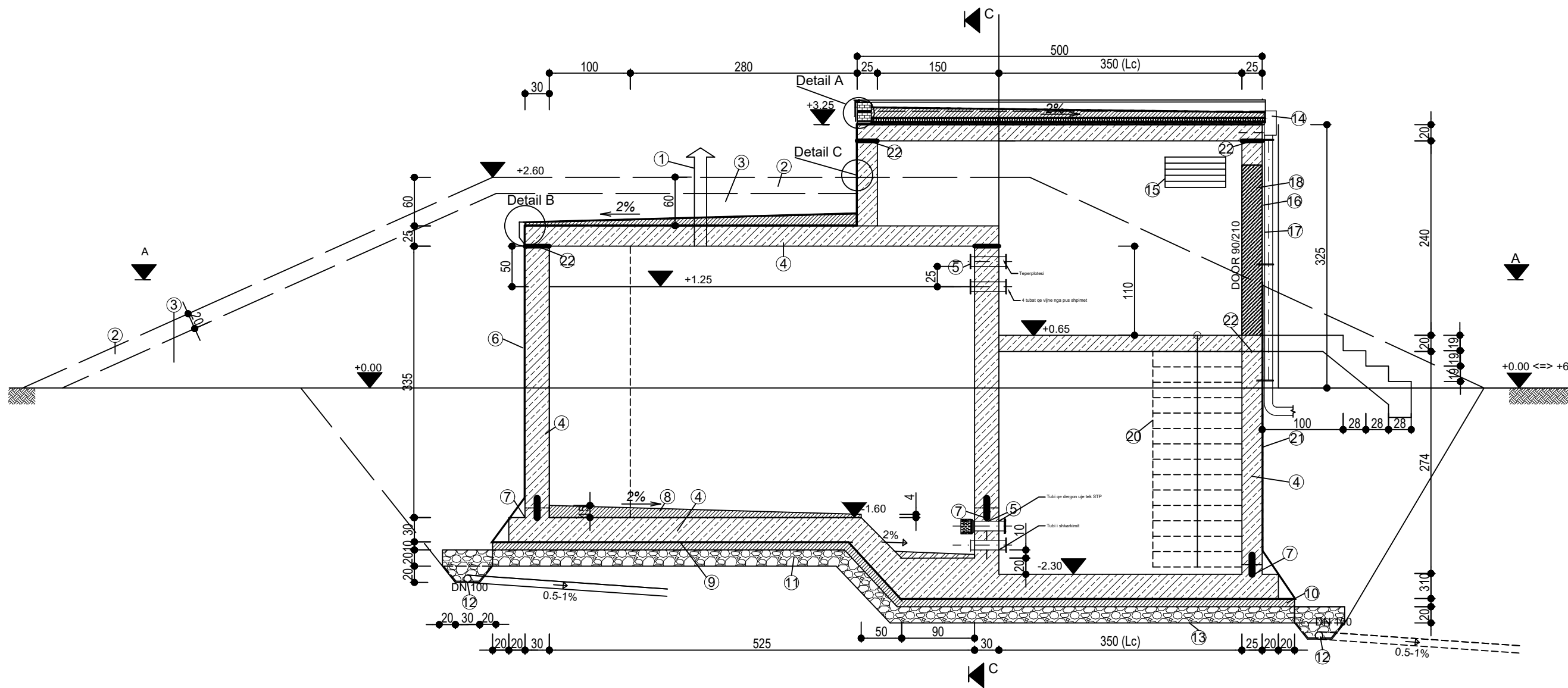
Investitor : Shoqëria Rajonale Ujësjellës Kanalizime Shkoder Sh.a

Projekt Zbatimi: Ndërtimi i Ujësjellësit Bardhaj dhe Bledan Bashkia Shkoder

DEPO 75 M3

Planimetria e depos 75 m3

Rishikuar	Date	Pergatiti	Kontrolloi
		Emri... Firma...	Emri... Firma...
		Ing. B. Dedja	
		Ing. E. Teodhori	
		Ing. B. Kaliqi	
		Ing. M. Ramlika	
		Ing. D. Troci	
Final			
Konsulentit		DERBI-E	Miratoi
Kodi i vizatimit		Shkalla	Formati
DP-75-2		1:2000	A 3
			1



Nr I elementit	Elementi
1	Ajrues
2	Shtrese dheu per mbulim, trashesi 20 cm
3	Mbushje me material jo koheziv, DPR ≥ 97%
4	Beton C30/37
5	Fittingje FF me diameter variabel
6	Drenazhe
7	Water stop
8	Shtrese betoni per pjerresi, izoluese me fortesi 30N/mm2
9	Hidroizolim me dy duar bitum
10	Shtrese betoni 10 cm, klasa C12/ 15
11	Shtrese filtruese, cakelli 30 cm

Nr I elementit	Elementi
12	Kanal drenazhi me seksion V I mbushur me material te imet
13	Shtrese me material te imet
14	Ulluk shkarkimi
15	Dritare per ajrim me llamarine te galvanizuar
16	Hidroizolim me dy duar bitum deh nje shtrese katrama
17	Boje hidroizoluese dy shtresa
18	Dera e jashtme
19	Parmake te shkalleve
20	Shkalle metalike
21	Shtrese asfalt
22	Material lidhes te betonit adeziv

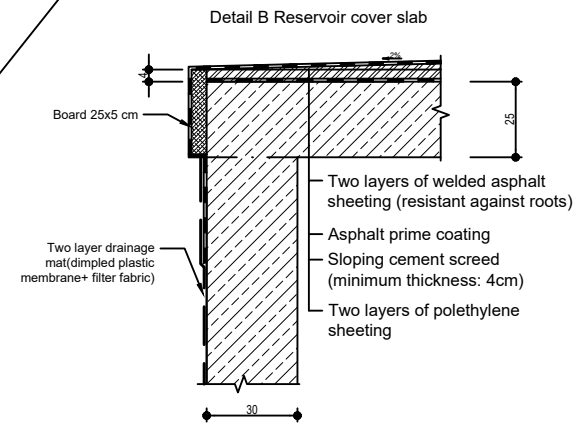
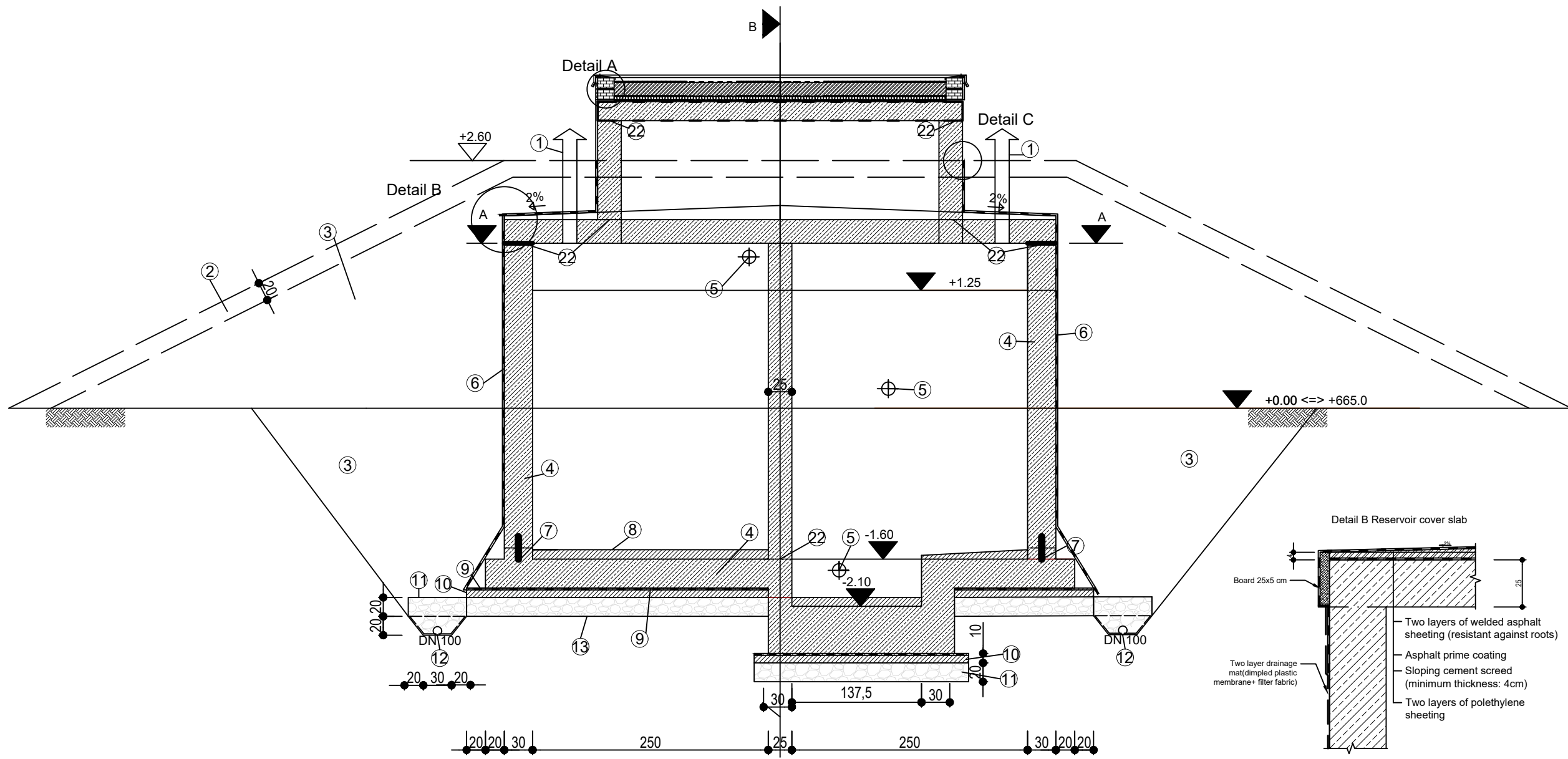
Investitor : Shoqëria Rajonale Ujësjellës Kanalizime Shkoder Sh.a

Projekt Zbatimi: Ndërtimi i Ujësjellësit Bardhaj dhe Bledan Bashkia Shkoder

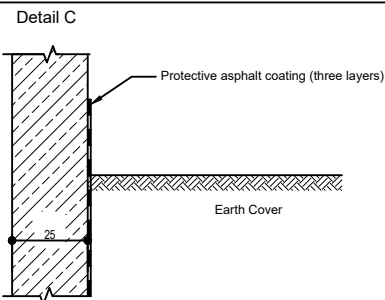
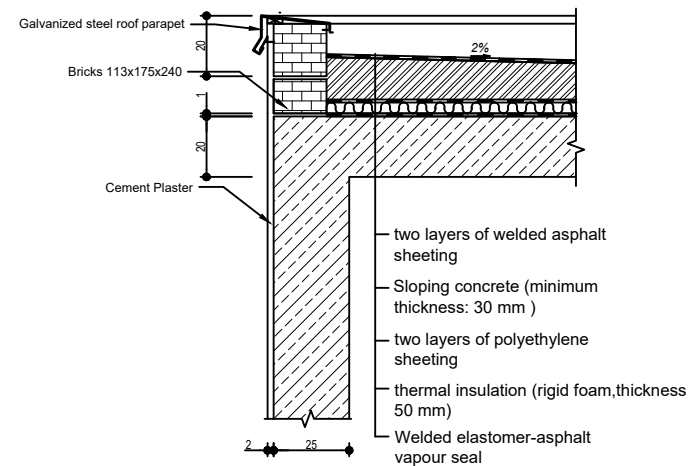
DEPO 75 M3

Prerja B-B e depos 75 m3

Rishikuar	Date	Pergatiti	Kontrolloi
		Emri... Firma...	Emri... Firma...
		Ing. B. Dedja	
		Ing. E. Teodhori	
		Ing. B. Kaliqi	
		Ing. M. Ramlika	
		Ing. D. Troci	
Final			
Konsulenti:		DERBI - E	Miratoi
Kodi i vizatimit	Shkalla	Formati	A 3
DP-75-3	1:2000		1



Detail A - roof control building



Investitor : Shoqëria Rajonale Ujësjetllës Kanalizime Shkoder Sh.a

Projekt Zbatimi: Ndërtimi i Ujësjetllësit Bardhaj dhe Bledan Bashkia Shkoder

DEPO 75 M3

Prerja C-C e depos 75 m3

Rishikuar	Date	Pergatiti	Kontrolloi
		Emri... Firma...	Emri... Firma...
		Ing. B. Dedja	
		Ing. E. Teodhori	
		Ing. B. Kaliqi	
		Ing. M. Ramlika	
		Ing. D. Troci	
Final			Miratoi
Konsulent:		DERBI-E	
Kodi i vizatimit	Shkalla	Formati	A 3
DP-75-3	1:2000		1

STANDARTET E PROJEKTIMIT DHE NGARKESAT E APLIKUARA:

- 1- Kodet projektimit - Kodi Shqipitar KTP 89 dhe Eurocode.
- 2- Jetegjatesia e struktures - 50 vjet.
- 3- Programi i perdorur per llogaritje - SAP2000 V14
- 4- Ngarkesat e aplikuarat:
 - a) **Ngarkesat e perhereshme (G)**
 - Pesha e struktures
 - Ngarkesa mi solete
 - Ngarkesa e shtreses se cimentos
 - Ngarkesa e shtreses sesuvaimit
 - Ngarkesa e pllakave dhe strukturave te cimentos
 - Ngarkesa e tokes
 - b) **Forcat e jashteme (P)**
 - Presioni i ujerave nentokesore
 - Presioni i ujit
 - Ngarkesa e sherbimit
 - c) **Ngarkesa sizmike**

KUSHTET GJEOLOGO-INXHINIERIKE

Ne baze te raportit Hidrologjik te hartuar nga ing. Hamdi Beshku:

Në ndërtimin gjeologjik të zonës marrin pjesë këto depozitimi:

- Depozitime Kuaternare të Holocenit(alQh₁) (alQh₂) - depozitime aluvione të shtratit-zhavore, rëra, argjila, suargjila.
- Depozitime neogjenike,Pliocen i poshtem(N₂A₁^{1h}) formacione kryesisht argjila e argjila alevloritore.
- Depozitime neogjenike, Plioceni siperm(N₂A₁^{2-rr}) formacione te suites Rrogozhina te perfaqesuara nga Zhavore,konglomerate e ranore gravilite,dhe Miocen i siperm. (N₁A₁^{3t}),kryesisht ranore masiv,alevlorite e argjila..
- Miocen i siperm,Mesenian (N₁A₁^{3m}),argjila ,argjila alevloritike me horizonte ranoresh.
- Holocen -Pleistocen- Qp₃-h- depozitime të Kuaternarit të përzjera (shpati)

Nga pikepamja hidrogeologjike, zona jone e studimit ben pjese ne pellgun e madh artezian te Ultesires Perendimore, i cili eshte i pasur me ujra nentokesore. Kjo eshte e kushtezuar nga perhapja e shkembinjeve me veti te mira dhe mesatare kolektore (zhavorre dhe konglomerate), nga kushtet e favorshme klimatike me rreshje rreth 1000÷1100 mm/vit, nga nje rrjet i dendur hidrografik dhe me relief fushor me pjerrtesi te vogel drejt lindjes. Duke u bazuar ne kriterin litologo-stratigrafik, ne zonen e studimit veçohen keto komplekse kryesore ujembajtese(akuifere). Klasifikimi iakuiferëve është bërë sipas mënyrës së qarkullimit të ujit nëntokësor. Sipas këtij kriteri akuiferët do të ndahen në:

Gjate realizimit te punimeve konstruktive detyrimisht te perdoren pervec projektit konstruktiv edhe projekti arkitektonik dhe teknologjik me qellimin e evitimit te gabimeve te mundshme ne zbatim.

Gjate realizimit te germimit te themeleve te merren masa per ruajtjen e qendrueshmerise se skarpatave, ne konsultim me konstruktorin dhe gjeologun.

Ne rastet e vendosjes se tabanit te themeleve ne shtresa gjeologjike te dobeta, duhet te realizohet perforcimi i tabanit pasi te jete hequr shtresa e dobet.

Me perfundimin e germimit, duhet te plotesohet proces-verbali i tabanit te themelit me prezence te konstruktorit dhe gjeologut. Vetem pasi te jete plotesuar ky proces-verbal do te vazhdohet me realizimin e shtreses me zhavor te ngjeshur.

Ne rast se gjate zbatimit ndryshohen kuotat e sistemimit, detyrimisht duhen njoftuar projektuesit per reflektimet e nevojshme per mos cenimin e kushteve te punes se themelit.

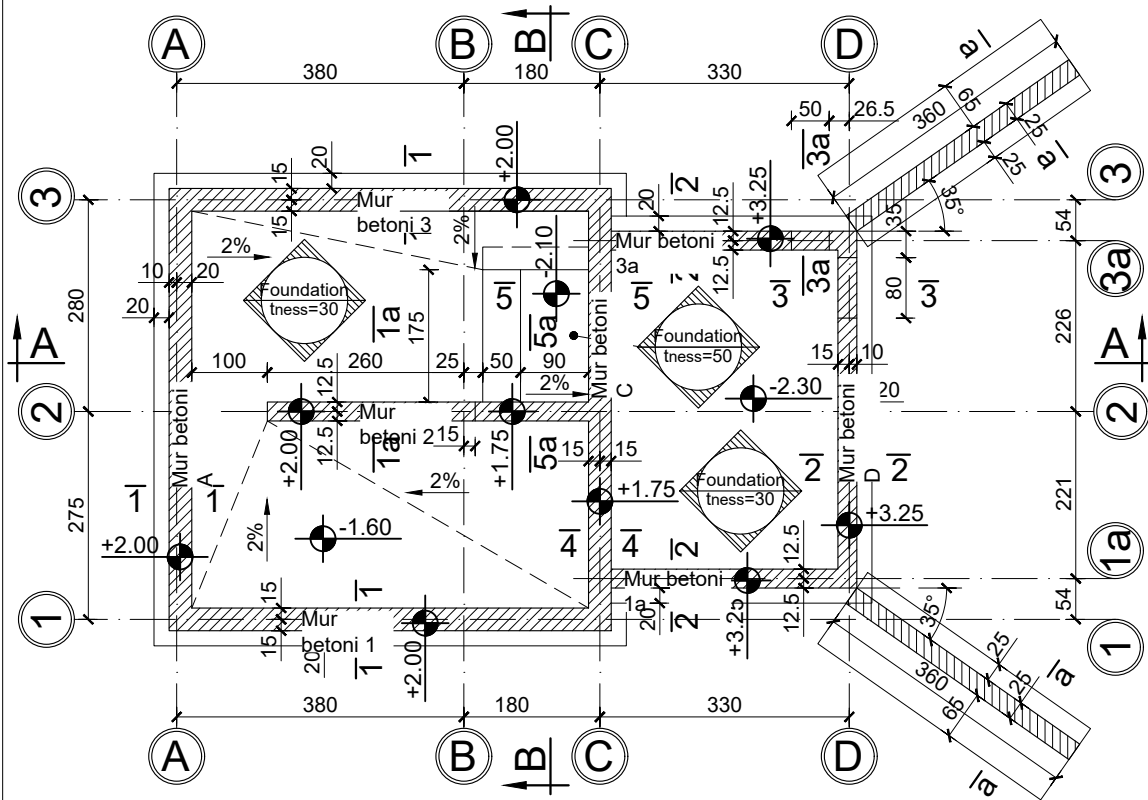
Te realizohen te gjitha detajet konstruktive te dhena ne projekt duke u respektuar kushtet teknike te zbatimit.

Gjate realizimit te strukturave te lihen vrimat e instalimeve te tubave duke zbatuar detajet perforcuese te armimit te tyre.

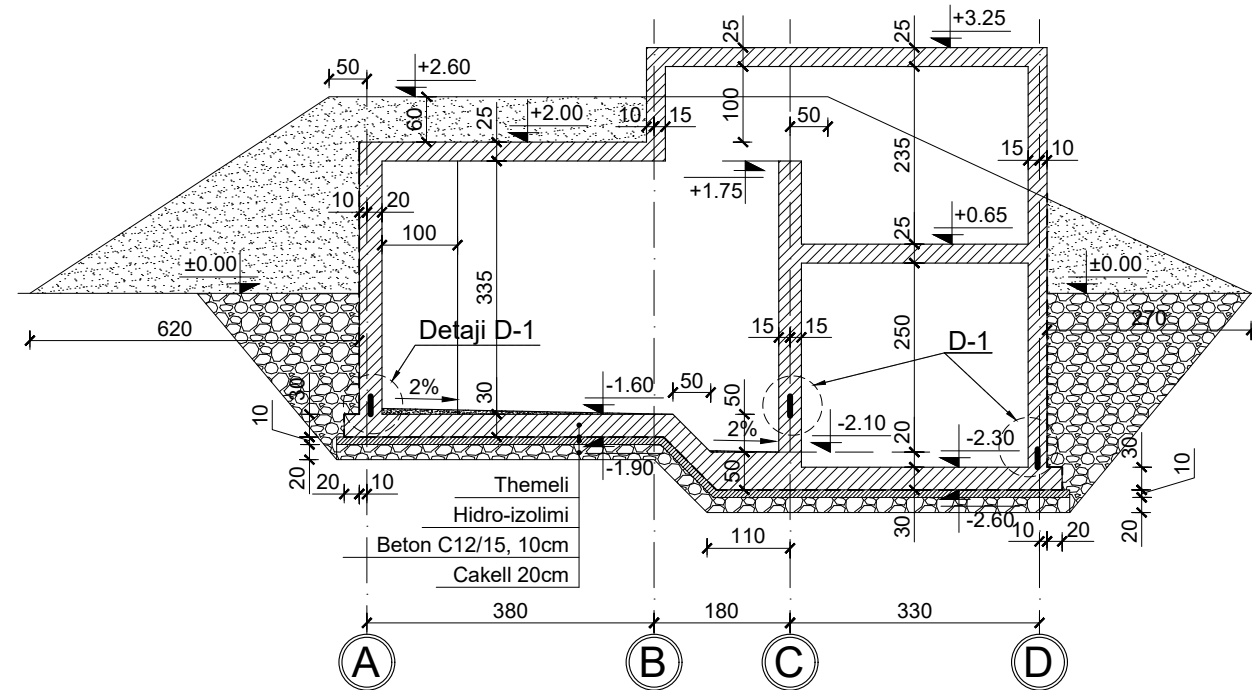
1. Betoni i perdorur te jete i klases C 30/37, klasa e ekspozimit XD2.
2. Hekuri qe do te perdoret te jete i tipit S 500.
3. Shtresa mbrojtese te mos jete me e vogel se vlera e treguar ne secilen flete te projektit.
4. Per shufrat me gjatesi variabel ne table eshte marre gjatesia mesatare e tyre.
5. Ne rast mosperputhjeje te dimensioneve te behen verifikimet me dimensionet e arkitektures dhe te behen konsultime me grupin e projektimit.
6. Betoni i varfer i te jete i klases C12/15.
7. Zhavori i perdorur te jete i ruluar CBR=50%.
8. Toka natyrale poshte shtreses te zhavorit te ngjishet deri ne CBR=30%.
9. Grepat e stafave te inkastrohen ne beton duke i kthyer me kend 35°(45°).

Investitor : Shoqëria Rajonale Ujësjellës Kanalizime Shkoder Sh.a			
Projekt Zbatimi: Ndërtimi i Ujësjellësit Bardhaj dhe Bledan Bashkia Shkoder			
DEPO 75 M3			
DEPO 75 M3			
Rishikuar	Date	Pergatiti	Kontrolloi
		Emri... Firma...	Emri... Firma...
		Ing. B. Dedja	
		Ing. E. Teodhori	
		Ing. B. Kaliqi	
		Ing. M. Ramlika	
Final		Ing. D. Troci	
Konsulent		Miratoi	
Kodi i vizatimit		Shkalla	Formati
DP-75-5		N/A	A 3
			1

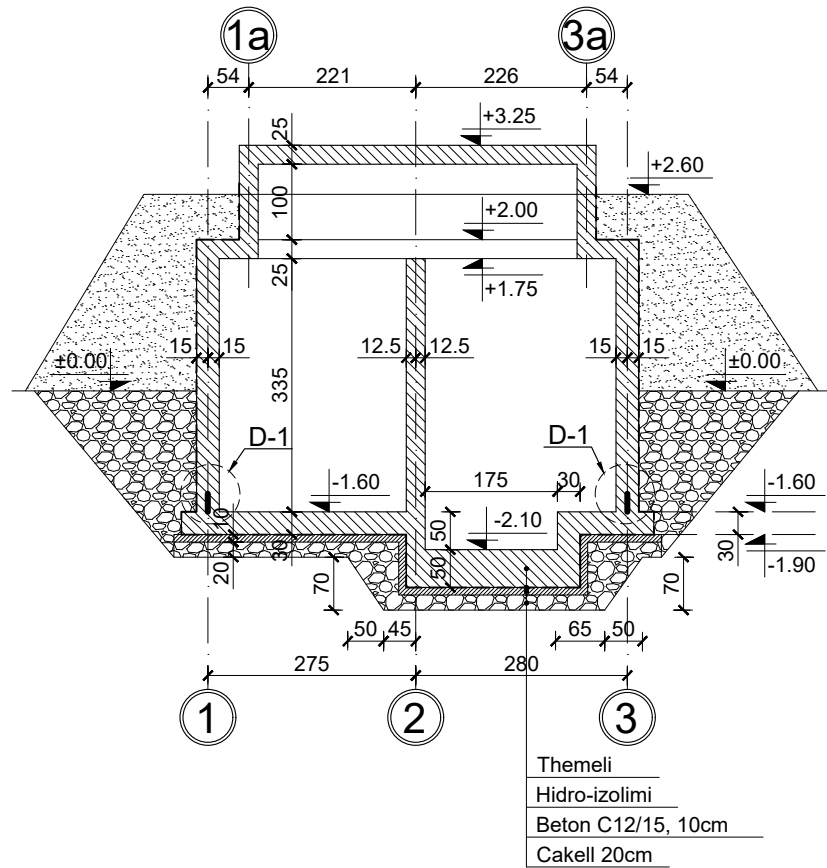
PLANI I THEMELEVE -1.60 ÷ -2.30, Sh. 1:100



PRERJA A-A, Sh. 1:100



PRERJA B-B, Sh. 1:100



PRERJA a-a, Sh. 1:50

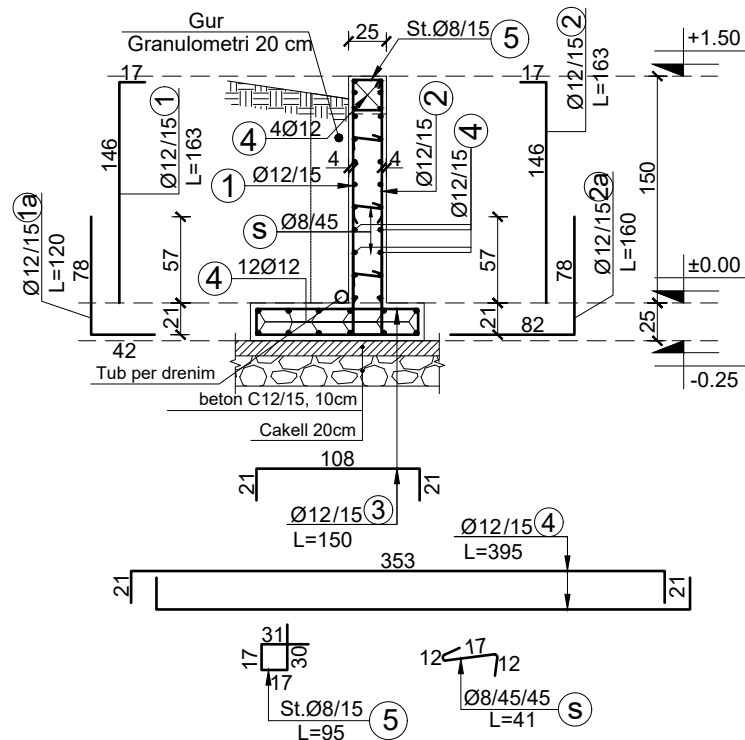
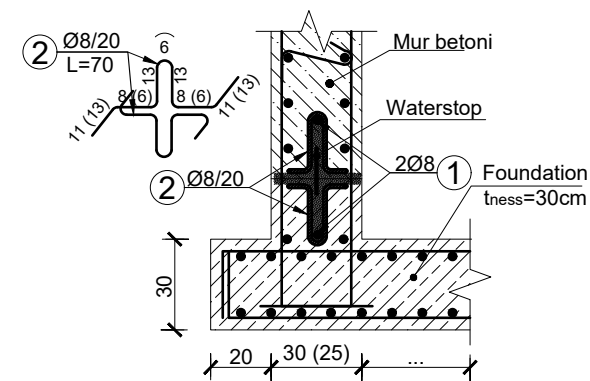


TABELA E SPECIFIKIMIT TE ARMATURES									
Lloji	Sasia	Poz.	d	l (cm)	cope	L (m)	Pesha/nj	Pesha	TOTALI
D-1	1	1	8	1200	6	72.00	0.395	28.41	28.41
		2	8	70	346	242.20	0.395	95.57	95.57
									123.98
Prejra a-a	2	1	12	163	24	39.12	0.888	34.73	69.46
		1a	12	120	24	28.80	0.888	25.57	51.14
		2	12	163	24	39.12	0.888	34.73	69.46
		2a	12	160	24	38.40	0.888	34.09	68.18
		3	12	150	24	36.00	0.888	31.96	63.92
		4	12	395	34	134.30	0.888	119.23	238.47
		5	8	95	24	22.80	0.395	9.00	17.99
s	8	41	24	9.84	0.395	3.88	7.77		
									586.40

DETAJ D-1

Armimi per fiksimin e waterstop- it, Sh.1:25



Investitor : Shoqëria Rajonale Ujësjellës Kanalizime Shkoder Sh.a

Projekt Zbatimi: Ndërtimi i Ujësjellësit Bardhaj dhe Bledan Bashkia Shkoder

DEPO 75 M3

Armimi Depo 75 m3

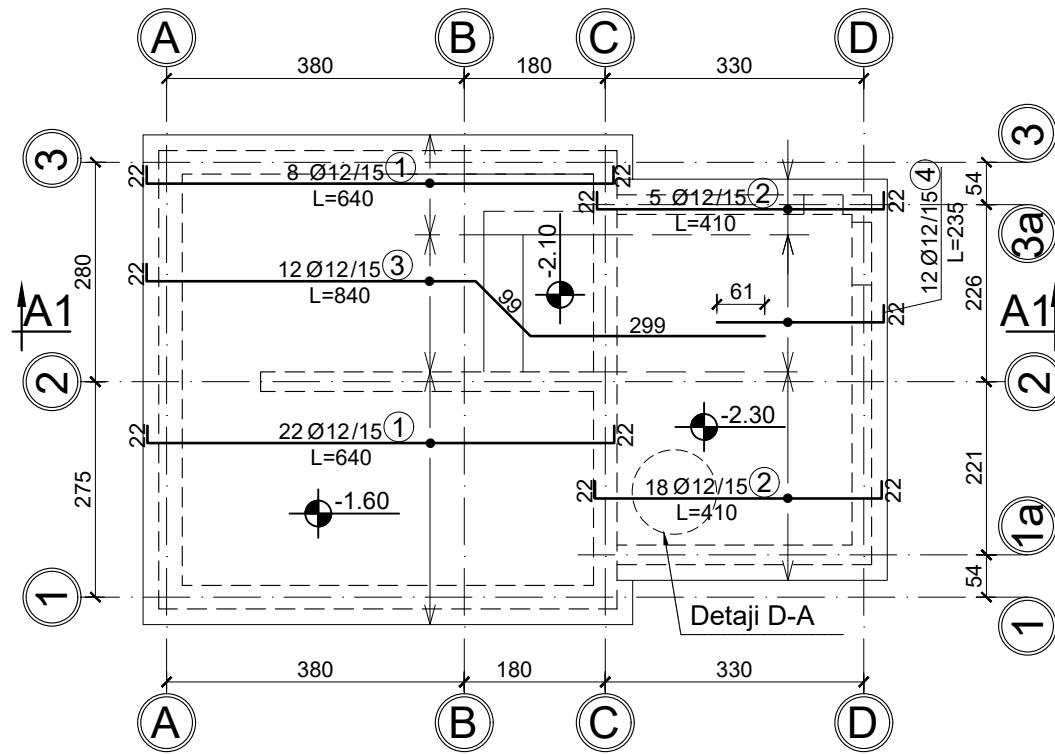
Rishikuar	Date	Pergatiti	Kontrolloi
		Emri... Firma...	Emri... Firma...

		Ing. B. Dedja	
		Ing. E. Teodhori	
		Ing. B. Kaliqi	
		Ing. M. Ramlika	
		Ing. D. Troci	

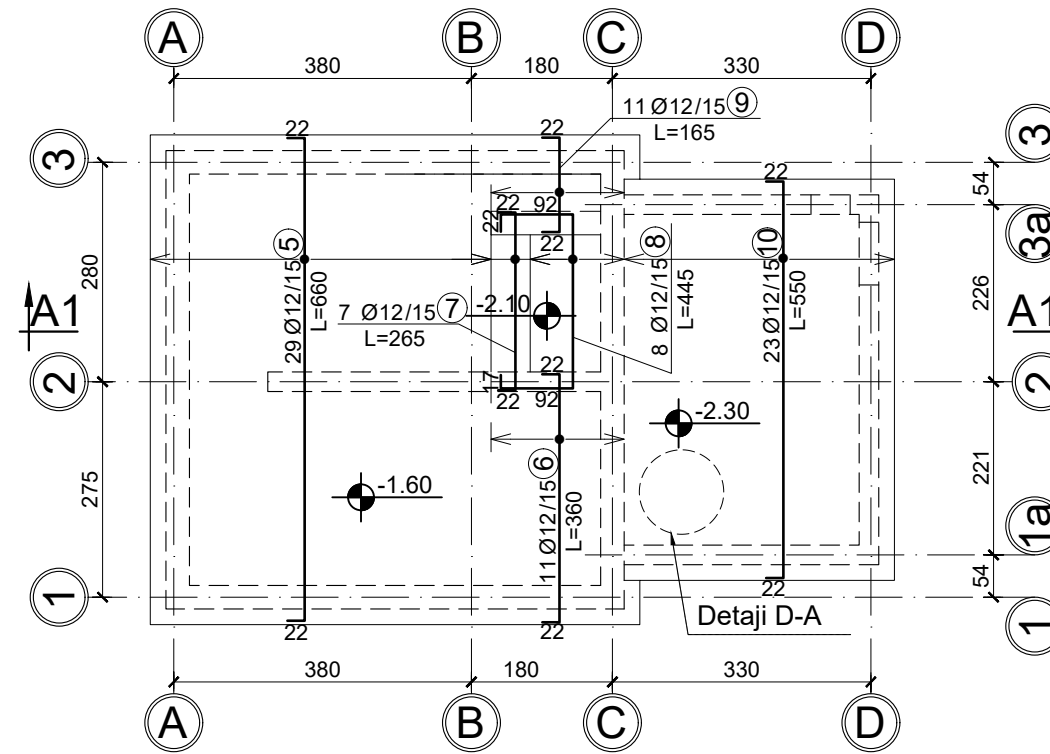
		Miratoi	
--	--	---------	--

Kodi i vizatimit	Shkalla	Formati	A 3
DP-75-6	N/A		1

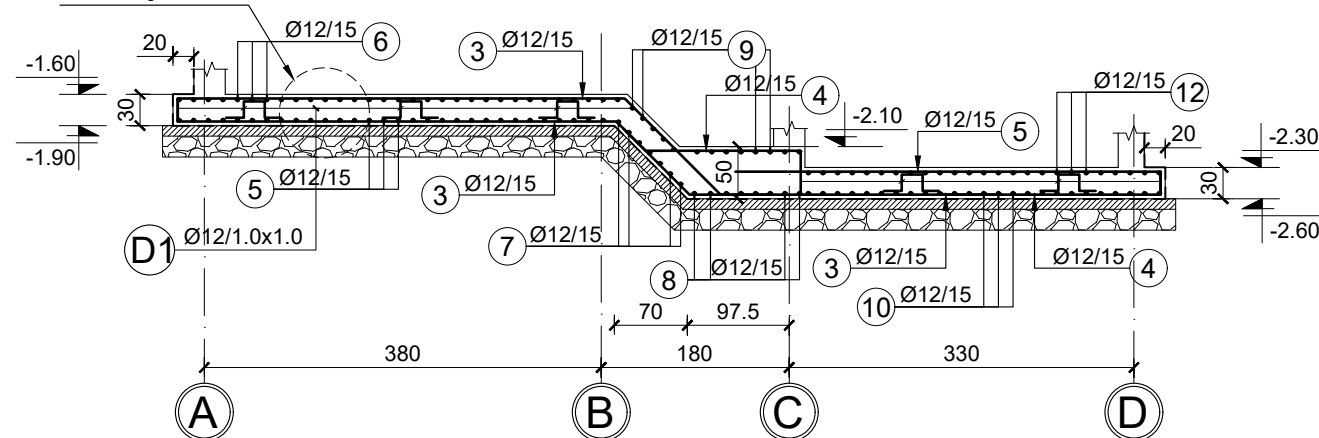
PLLAKA E THEMELIT, ZGARA E POSHTME
KUOTA: -1.60 ÷ -2.30 (drejtimi 1), Sh. 1:100



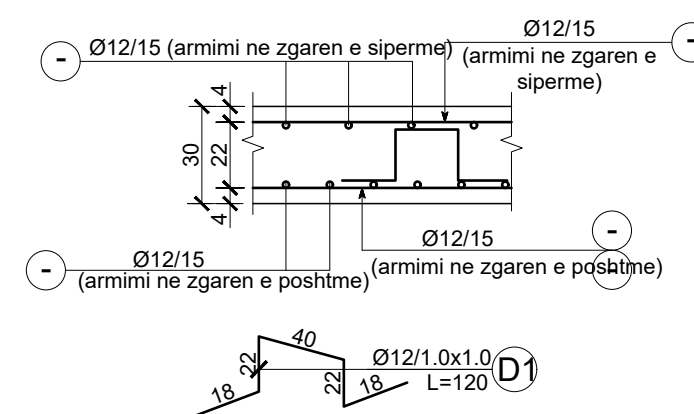
PLLAKA E THEMELIT, ZGARA E POSHTME
KUOTA: -1.60 ÷ -2.30 (drejtimi 2), Sh. 1:100



Detaji D-A Prerja A1-A1, Sh. 1:75



Detaji D-A, Sh. 1:25



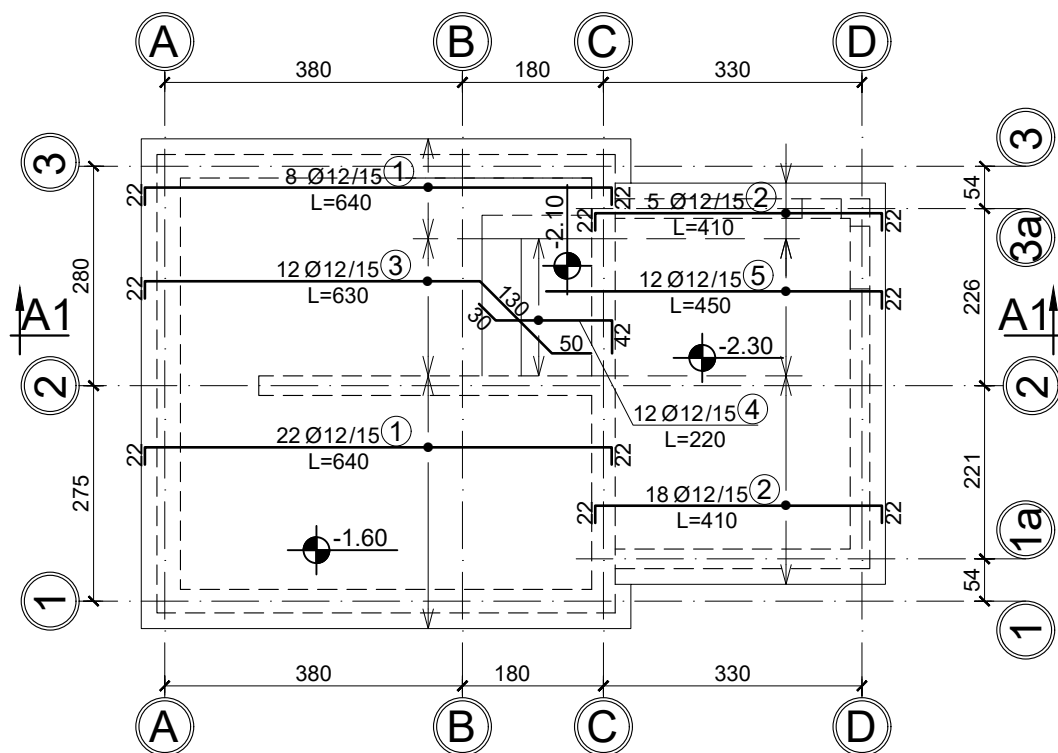
Investitor : Shoqëria Rajonale Ujësjellës Kanalizime
Shkoder Sh.a
Projekt Zbatimi: Ndërtimi i Ujësjellësit Bardhaj dhe Bledan
Bashkia Shkoder

DEPO 75 M3

Armimi Depo 75 m3

Rishikuar	Date	Pergatiti	Kontrolloi
		Emri... Firma...	Emri... Firma...
		Ing. B. Dedja	
		Ing. E. Teodhori	
		Ing. B. Kaliqi	
		Ing. M. Ramlika	
		Ing. D. Troci	
Konsulent: PROJEKTIM DERBI-E			Miratoi
Kodi i vizatimit	Shkalla	Formati	A 3
DP-75-7	N/A		1

Pllaka e themelit, armimi ne zgaren e sipërme
 KUOTA -1.60 ÷ -2.30 (drejtimi 1), Sh. 1:100



Pllaka e themelit, armimi ne zgaren e sipërme
 KUOTA -1.60 ÷ -2.30 (drejtimi 2), Sh. 1:100

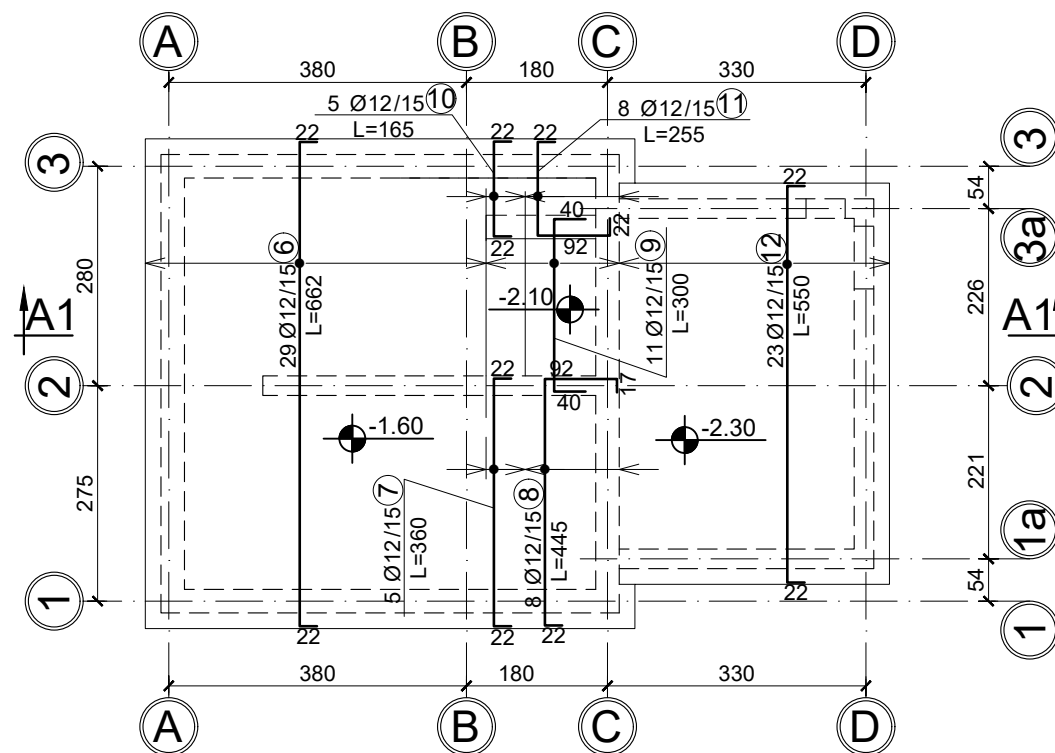


TABELA E SPECIFIKIMIT TE ARMATURES									
Lloji	Sasia	Poz. Element	d	l (cm)	cope	L (m)	Pesha/hj	Pesha /	TOTALI
Pllaka e themelit / zgara e poshtme)	1	1	12	640	30	192.00	0.888	170.46	170.46
		2	12	410	23	94.30	0.888	83.72	83.72
		3	12	840	12	100.80	0.888	89.49	89.49
		4	12	235	12	28.20	0.888	25.04	25.04
		5	12	660	29	191.40	0.888	169.93	169.93
		6	12	360	11	39.60	0.888	35.16	35.16
		7	12	265	7	18.55	0.888	16.47	16.47
		8	12	445	8	35.60	0.888	31.61	31.61
		9	12	165	11	18.15	0.888	16.11	16.11
		10	12	550	23	126.50	0.888	112.31	112.31
		D1	12	120	56	67.20	0.888	59.66	59.66
									809.95

TABELA E SPECIFIKIMIT TE ARMATURES									
Lloji	Sasia	Poz. Element	d	l (cm)	cope	L (m)	Pesha/hj	Pesha /	TOTALI
Pllaka e themelit / (zgara e sipërme)	1	1	12	640	30	192.0	0.888	170.46	170.46
		2	12	410	23	94.3	0.888	83.72	83.72
		3	12	630	12	75.6	0.888	67.12	67.12
		4	12	220	12	26.4	0.888	23.44	23.44
		5	12	450	12	54.0	0.888	47.94	47.94
		6	12	662	29	192.0	0.888	170.44	170.44
		7	12	360	5	18.0	0.888	15.98	15.98
		8	12	445	8	35.6	0.888	31.61	31.61
		9	12	300	11	33.0	0.888	29.30	29.30
		10	12	165	5	8.3	0.888	7.32	7.32
		11	12	255	8	20.4	0.888	18.11	18.11
		12	12	550	23	126.5	0.888	112.31	112.31
									777.75

Investitor : Shoqëria Rajonale Ujësjellës Kanalizime
 Shkoder Sh.a
 Projekt Zbatimi: Ndërtimi i Ujësjellësit Bardhaj dhe Bledan
 Bashkia Shkoder

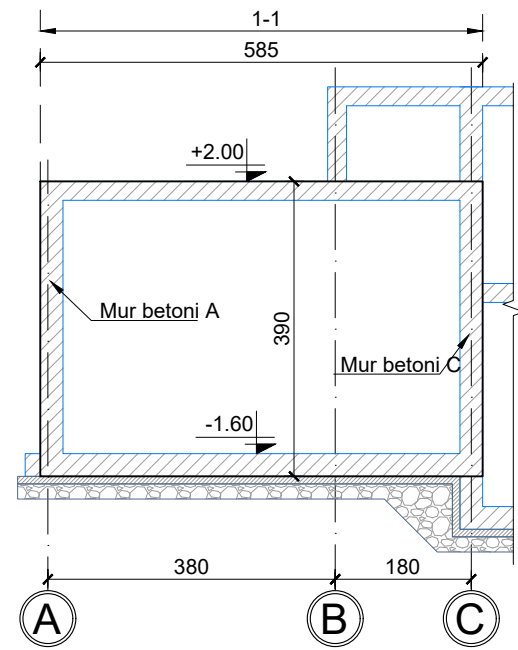
DEPO 75 M3

Armimi Depo 75 m3

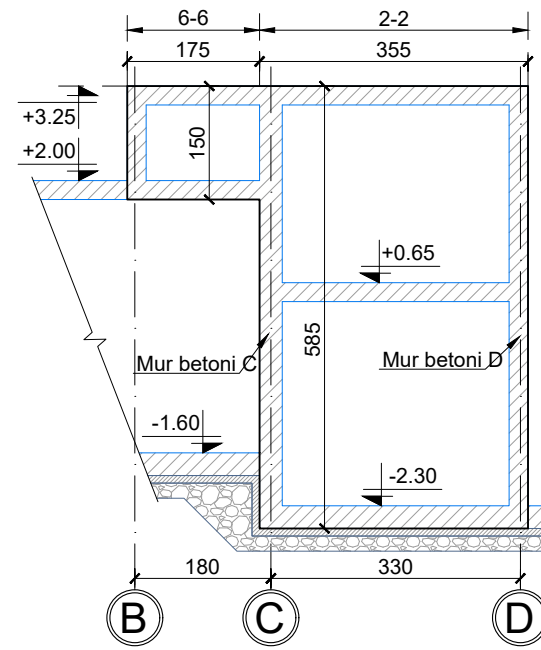
Rishikuar	Date	Pergatiti	Kontrolloi
		Emri... Firma...	Emri... Firma...
		Ing. B. Dedja	
		Ing. E. Teodhori	
		Ing. B. Kaliqi	
		Ing. M. Ramlika	
		Ing. D. Troci	
Firma			Miratoi
Konsulent			
Kodi i vizatimit	Shkalla	Formati	A 3
DP-75-8	N/A		1



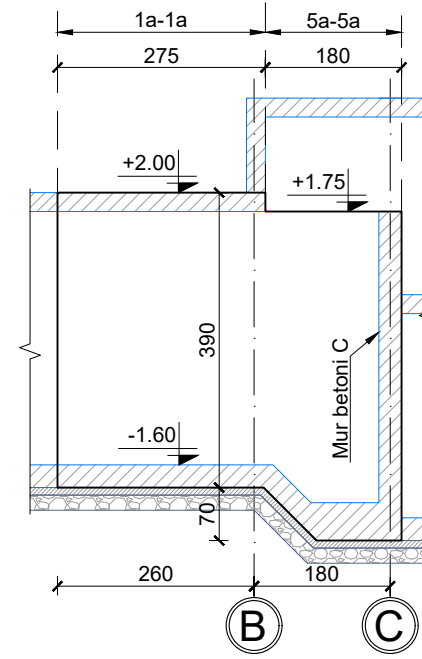
Mur betoni 1 & 3, Sh. 1:100



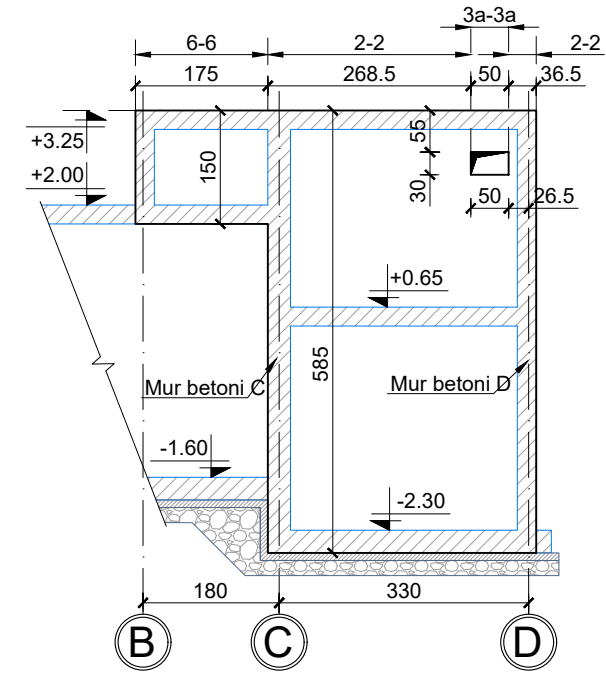
Mur 1a, Sh. 1:100



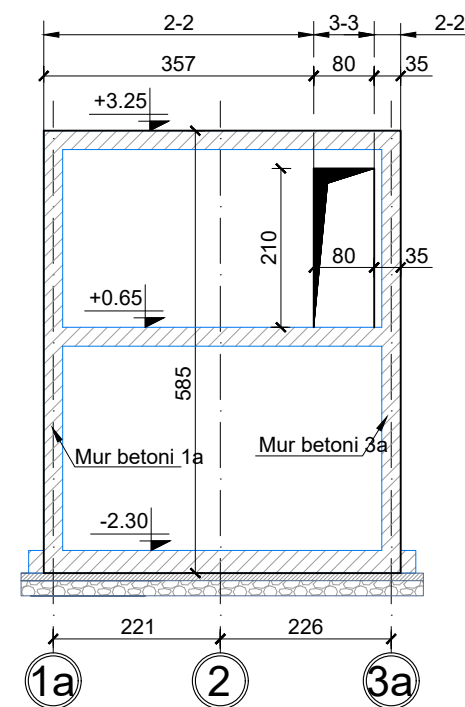
Mur betoni 2, Sh. 1:100



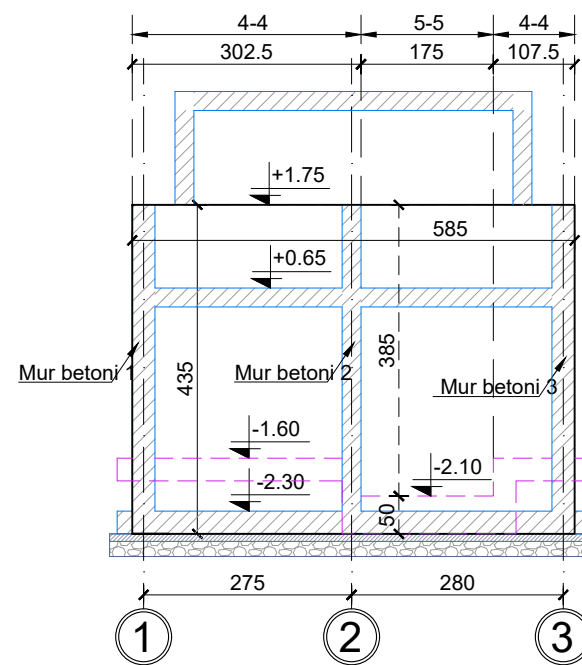
Mur betoni 3a, Sh. 1:100



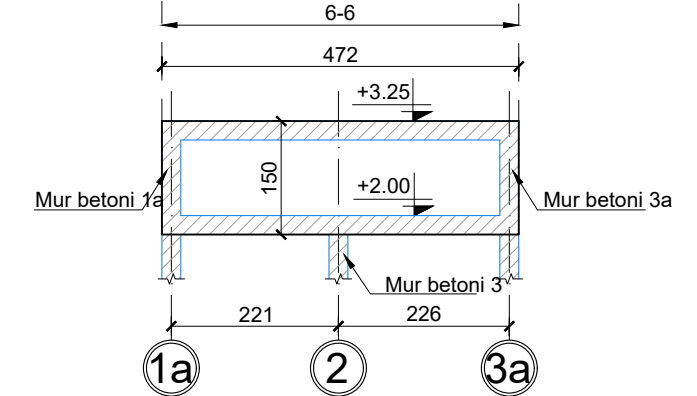
Mur betoni D, Sh. 1:100



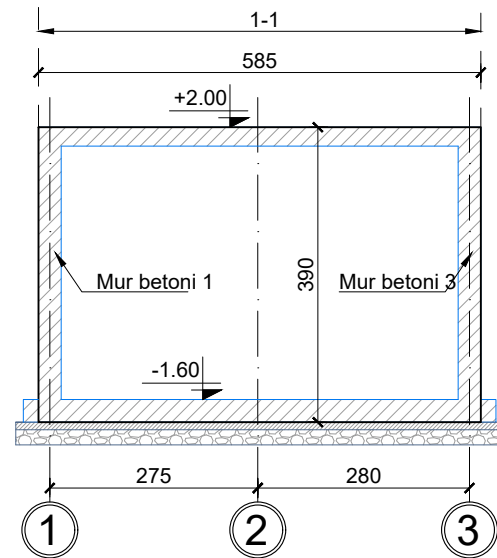
Mur betoni C, Sh. 1:100



Mur betoni B, Sh. 1:100



Mur betoni A, Sh. 1:100




Investitor : Shoqëria Rajonale Ujësjellës Kanalizime
Shkoder Sh.a

Projekt Zbatimi: Ndërtimi i Ujësjellësit Bardhaj dhe Bledan
Bashkia Shkoder

DEPO 75 M3

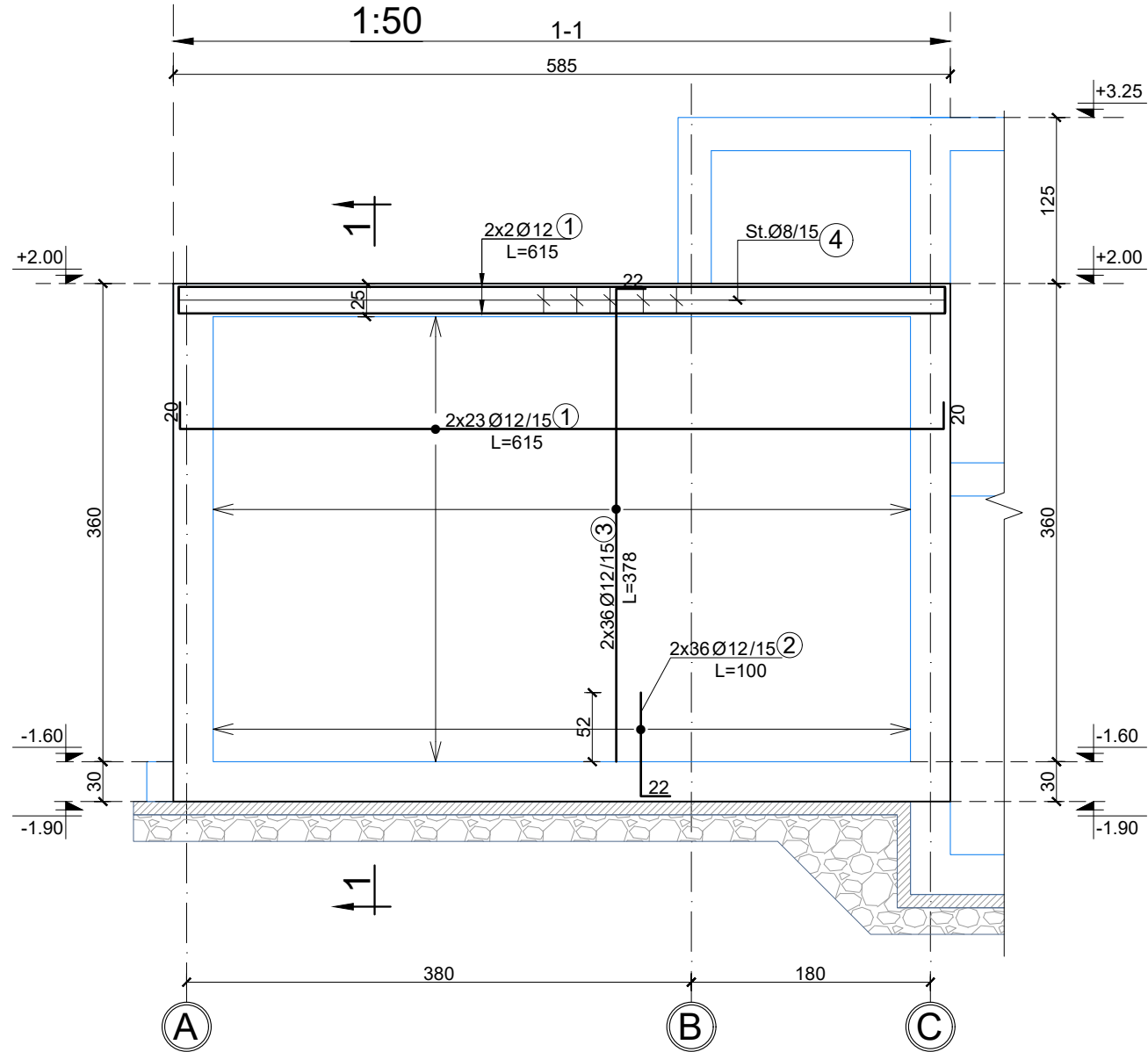
Armimi Depo 75 m3

Rishikuar	Date	Pergatiti	Kontrolloi
		Emri... Firma...	Emri... Firma...
		Ing. B. Dedja	
		Ing. E. Teodhori	
		Ing. B. Kaliqi	
		Ing. M. Ramlika	
		Ing. D. Troci	
Konsulent			Miratoi
Kodi i vizatimit		Shkalla	Formati
DP-75-9		N/A	A 3
			1



Mur betoni 1 & 3, Sh.

1:50



Prerja 1-1, Sh. 1:50

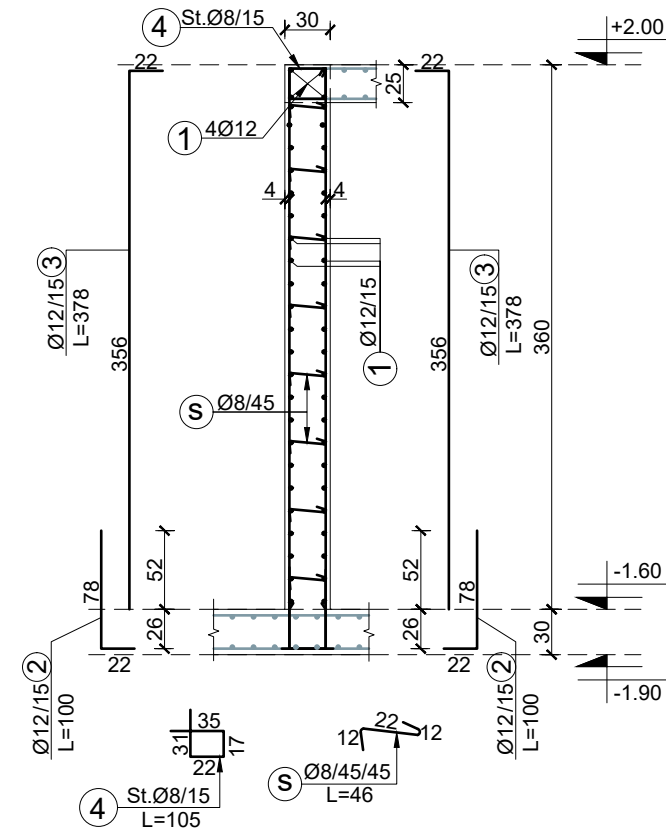


TABELA E SPECIFIKIMIT TE ARMATURES

Lloji	Sasia	Poz. Element	d	l (cm)	cope	L (m)	Pesha/nj	Pesha /	TOTALI
Mur betoni 1&3	2	1	12	615	50	307.50	0.888	273.00	546.01
		2	12	100	72	72.00	0.888	63.92	127.85
		3	12	378	72	272.16	0.888	241.63	483.26
		4	8	105	36	37.80	0.395	14.92	29.83
		s	8	46	104	47.84	0.395	18.88	37.75
									1224.69


Investitor : Shoqëria Rajonale Ujësjellës Kanalizime Shkoder Sh.a

Projekt Zbatimi: Ndërtimi i Ujësjellësit Bardhaj dhe Bledan Bashkia Shkoder

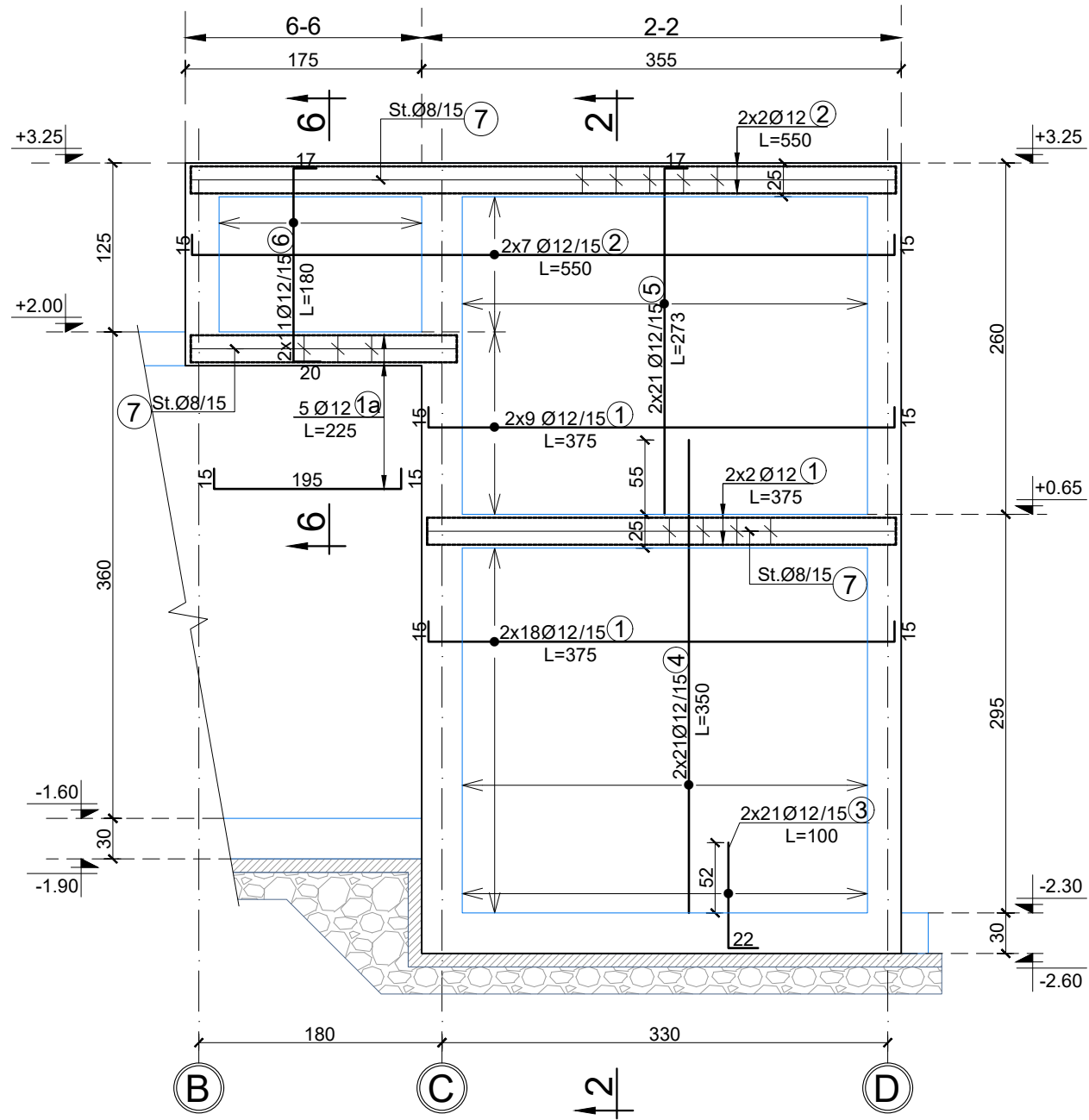
DEPO 75 M3

Armimi Depo 75 m3

Rishikuar	Date	Pergatiti	Kontrolloi
		Emri... Firma...	Emri... Firma...
		Ing. B. Dedja	
		Ing. E. Teodhori	
		Ing. B. Kaliqi	
		Ing. M. Ramlika	
		Ing. D. Troci	
Firma			
Konsulent			Miratoi
Kodi i vizatimit	Shkalla	Formati	A 3
DP-75-10	N/A		1



Mur betoni 1a, Sh. 1:50



Prerja 2-2, Sh. 1:50

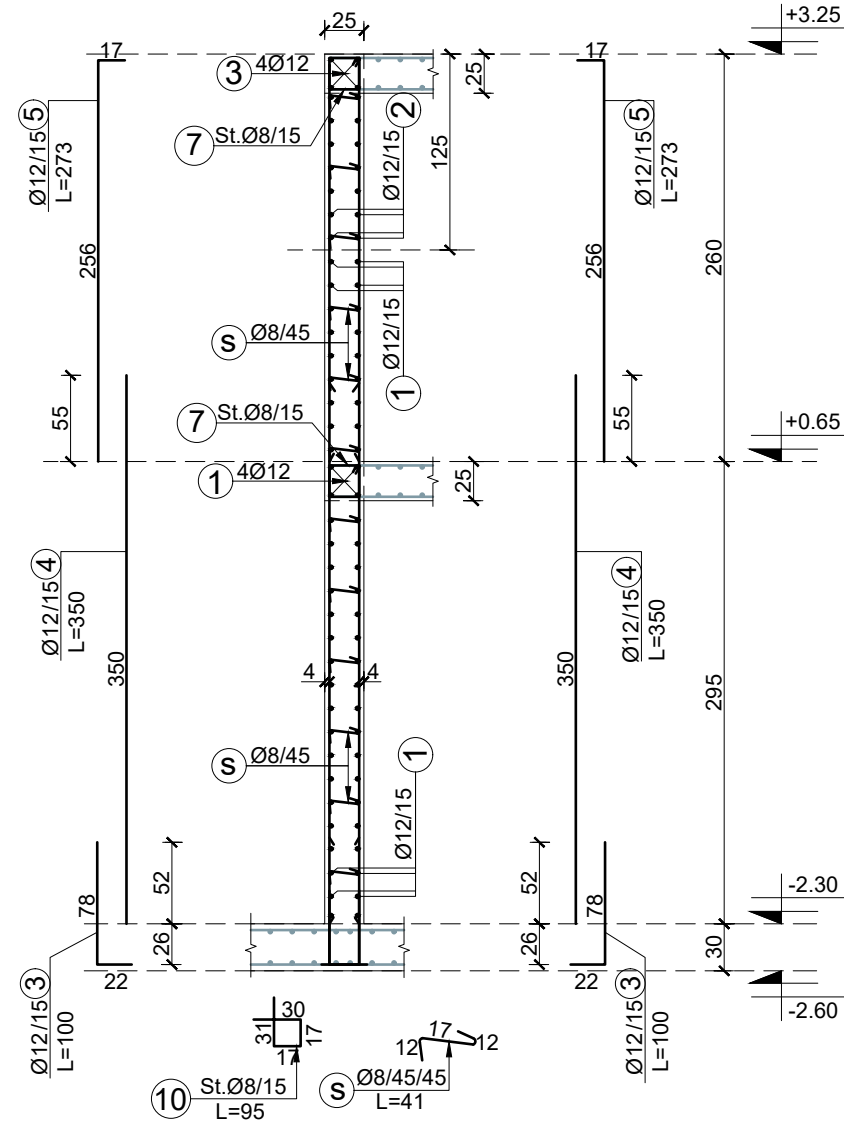


TABELA E SPECIFIKIMIT TE ARMATURES

Lloji	Sasia	Poz. Element	d	l (cm)	cope	L (m)	Pesha/nj	Pesha /	TOTALI
Mur betoni 1a	1	1	12	375	58	217.50	0.888	193.10	193.10
		1a	12	225	5	11.25	0.888	9.99	9.99
		2	12	550	18	99.00	0.888	87.89	87.89
		3	12	100	42	42.00	0.888	37.29	37.29
		4	12	350	42	147.00	0.888	130.51	130.51
		5	12	273	42	114.66	0.888	101.80	101.80
		6	12	180	22	39.60	0.888	35.16	35.16
		7	8	95	63	59.85	0.395	23.62	23.62
s	8	41	103	42.23	0.395	16.66	16.66		
									636.01


Investitor : Shoqëria Rajonale Ujësjellës Kanalizime Shkoder Sh.a

Projekt Zbatimi: Ndërtimi i Ujësjellësit Bardhaj dhe Bledan Bashkia Shkoder

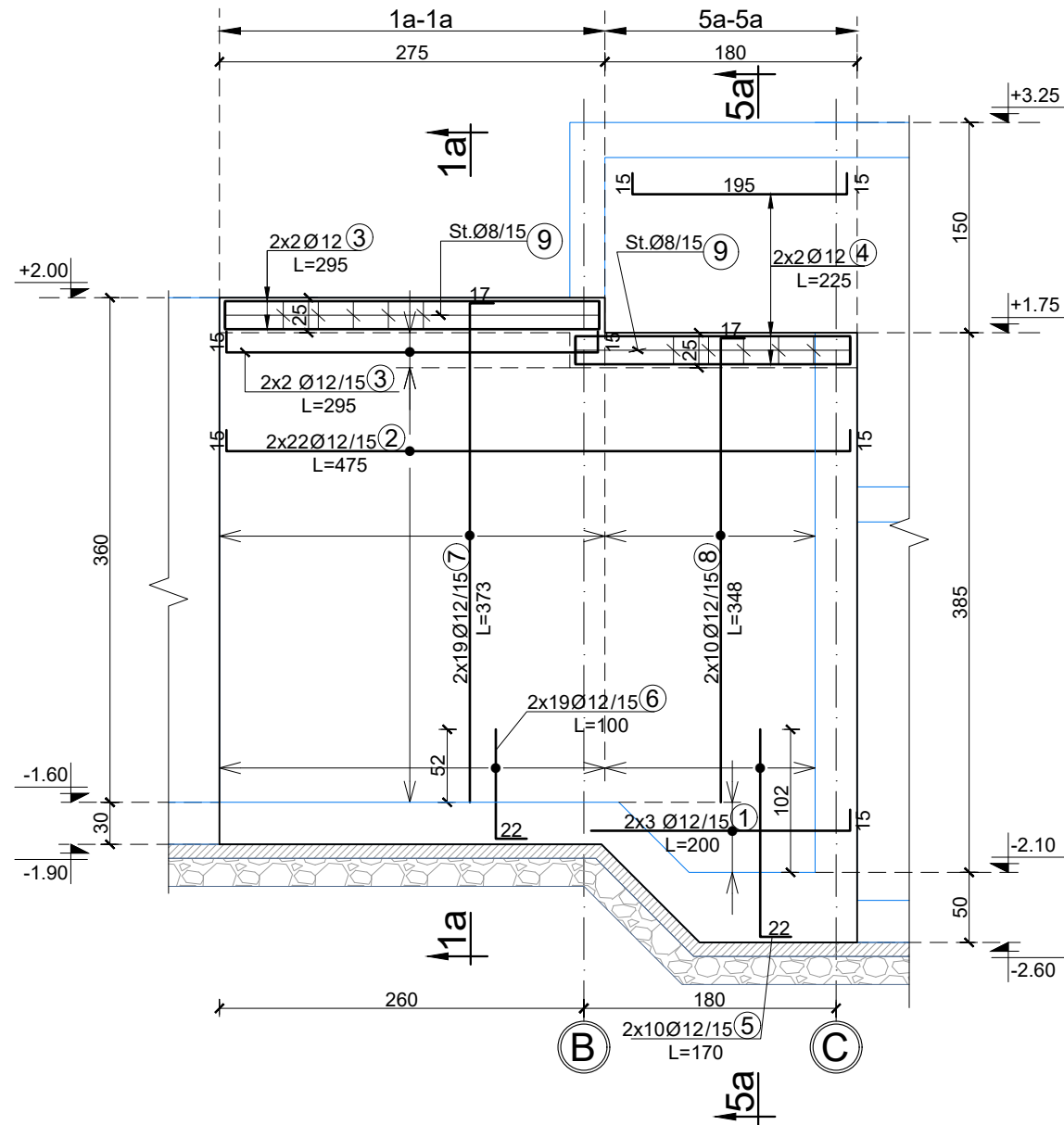
DEPO 75 M3

Armimi Depo 75 m3

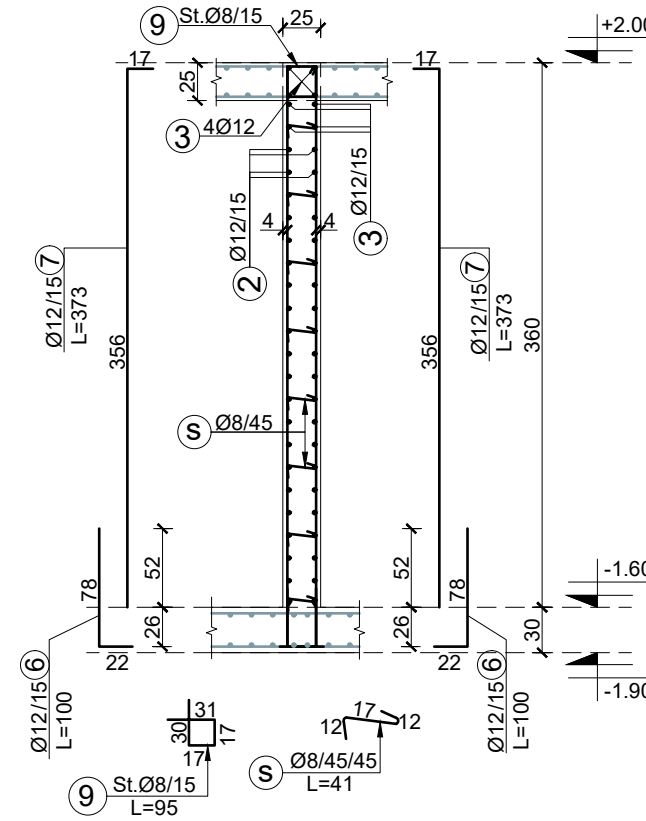
Rishikuar	Date	Pergatiti	Kontrolloi
		Emri... Firma... Ing. B. Dedja	Emri... Firma...
		Ing. E. Teodhori	
		Ing. B. Kaliqi	
		Ing. M. Ramluka	
		Ing. D. Troci	
Fila			Miratoi
Konsulent			
Kodi i vizatimit	DP-75-11	Shkalla	Formati
		N/A	A 3
			1



Mur betoni 2, Sh. 1:50



Prerja 1a-1a, Sh. 1:50



Prerja 5a-5a, Sh. 1:50

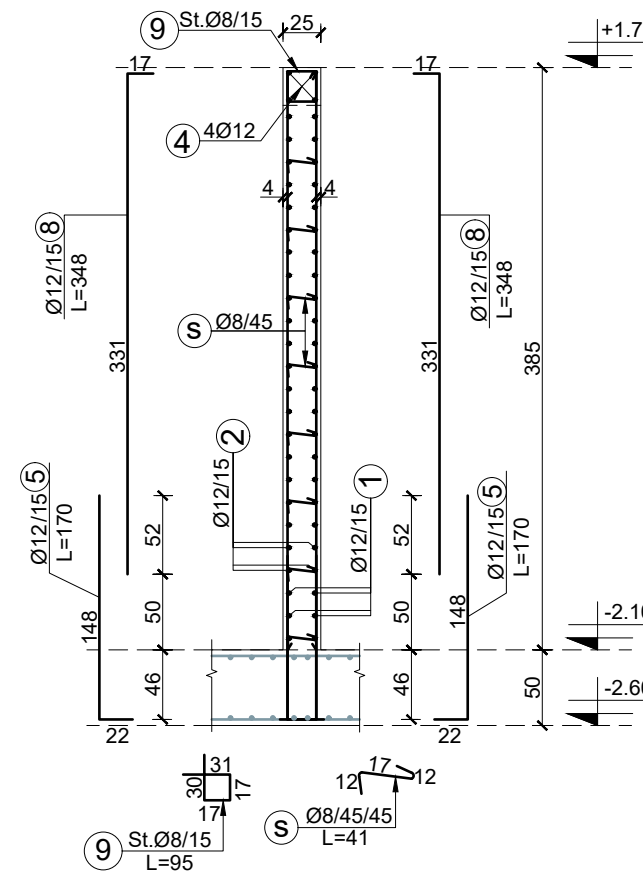


TABELA E SPECIFIKIMIT TE ARMATURES

Lloji	Sasia	Poz. Element	d	l (cm)	cope	L (m)	Pesha/nj	Pesha /	TOTALI
Mur betoni 2	1	1	12	200	6	12.00	0.888	10.65	10.65
		2	12	475	44	209.00	0.888	185.55	185.55
		3	12	295	8	23.60	0.888	20.95	20.95
		4	12	225	4	9.00	0.888	7.99	7.99
		5	12	170	20	34.00	0.888	30.19	30.19
		6	12	100	38	38.00	0.888	33.74	33.74
		7	12	373	38	141.74	0.888	125.84	125.84
		8	12	348	20	69.60	0.888	61.79	61.79
		9	8	95	32	30.40	0.395	12.00	12.00
		s	8	41	83	34.03	0.395	13.43	13.43
									502.13

Investitor : Shoqëria Rajonale Ujësjellës Kanalizime
Shkoder Sh.a

Projekt Zbatimi: Ndërtimi i Ujësjellësit Bardhaj dhe Bledan
Bashkia Shkoder

DEPO 75 M3

Armimi Depo 75 m3

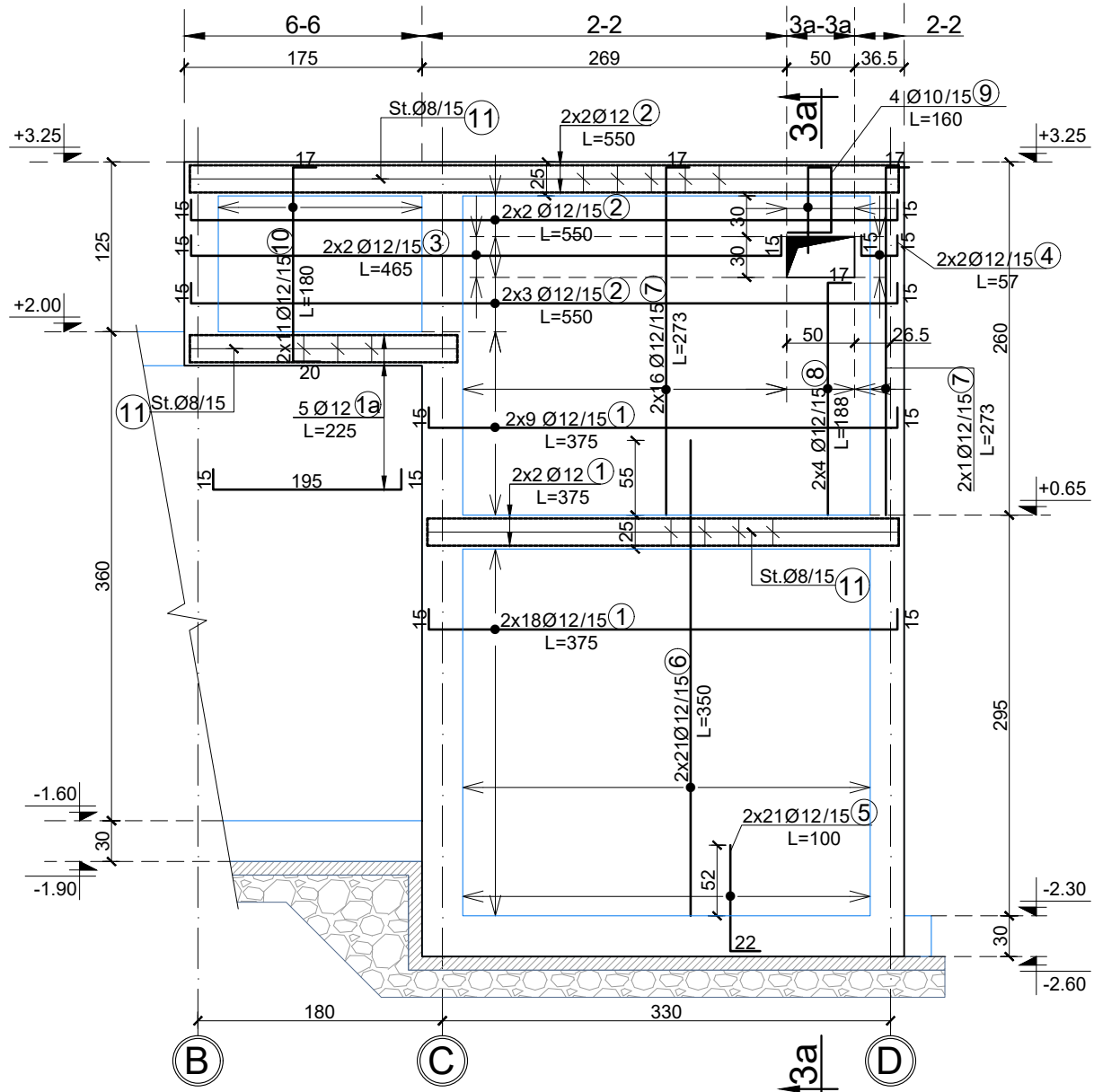
Rishikuar	Date	Pergatiti	Kontrolloi
		Emri... Firma...	Emri... Firma...

		Ing. B. Dedja	
		Ing. E. Teodhori	
		Ing. B. Kaliqi	
		Ing. M. Ramlika	
		Ing. D. Troci	

Firma: **PROJEKTIM DERBI-E**
Konsulent:

Kodi i vizatimit	Shkalla	Formati	A 3
DP-75-12	N/A		1

Mur betoni 3a, Sh. 1:50



Prerja 3a-3a, Sh. 1:50

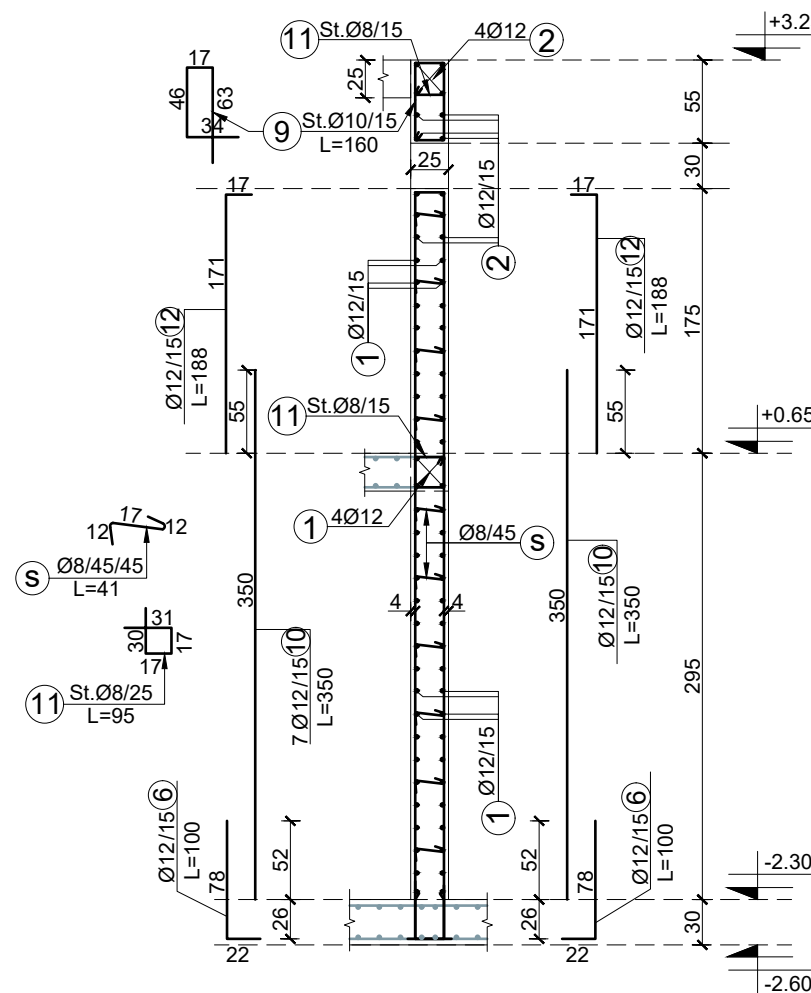


TABELA E SPECIFIKIMIT TE ARMATURES

Lloji	Sasia	Poz. Element	d	l (cm)	cope	L (m)	Pesha/nj	Pesha /	TOTALI
Mur betoni 3a	1	1	12	375	58	217.50	0.888	193.10	193.10
		1a	12	225	5	11.25	0.888	9.99	9.99
		2	12	550	14	77.00	0.888	68.36	68.36
		3	12	465	4	18.60	0.888	16.51	16.51
		4	12	57	4	2.28	0.888	2.02	2.02
		5	12	100	42	42.00	0.888	37.29	37.29
		6	12	350	42	147.00	0.888	130.51	130.51
		7	12	273	34	92.82	0.888	82.41	82.41
		8	12	188	8	15.04	0.888	13.35	13.35
		9	10	160	4	6.40	0.617	3.95	3.95
		10	12	180	22	39.60	0.888	35.16	35.16
		11	8	95	63	59.85	0.395	23.62	23.62
		s	8	41	103	42.23	0.395	16.66	16.66
									632.93


Investitor : Shoqëria Rajonale Ujësjetës Kanalizime Shkoder Sh.a

Projekt Zbatimi: Ndërtimi i Ujësjetës Bardhaj dhe Bledan Bashkia Shkoder

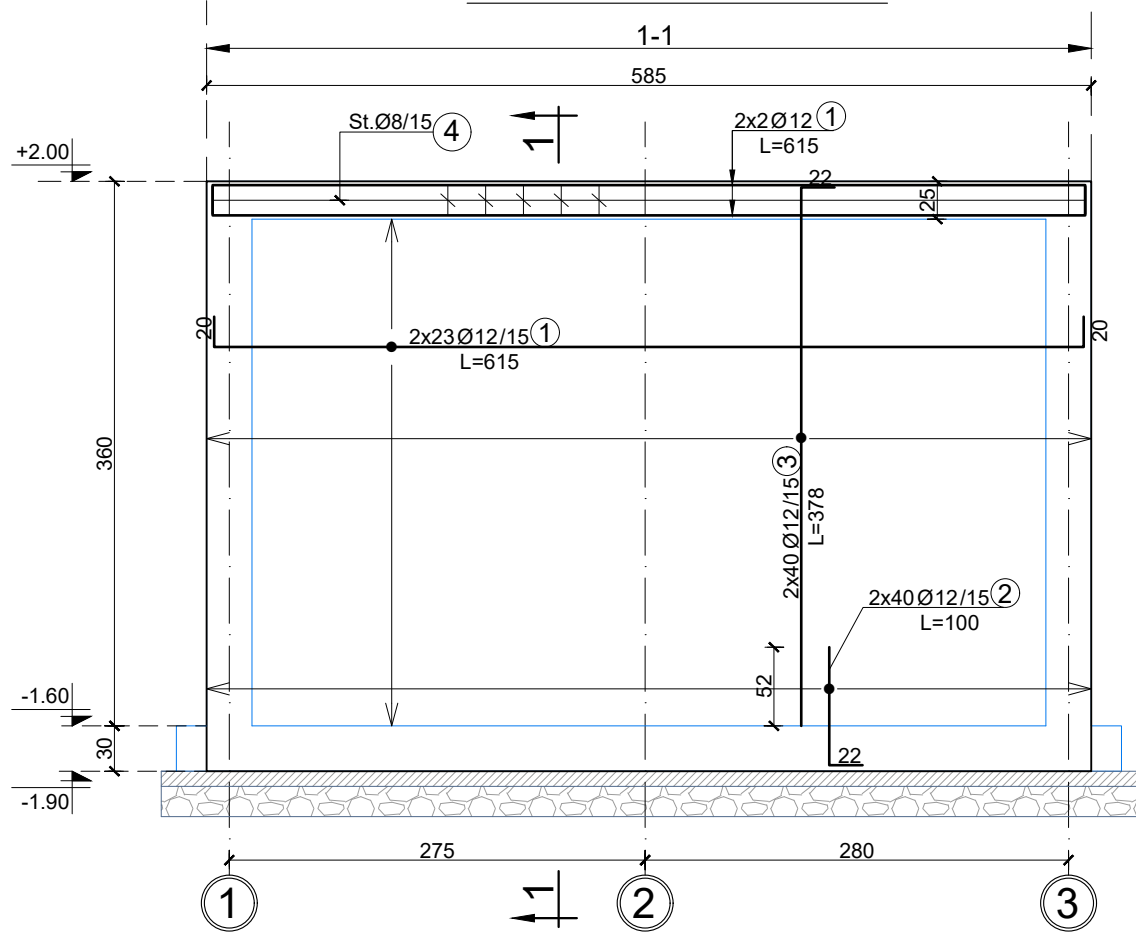
DEPO 75 M3

Armimi Depo 75 m3

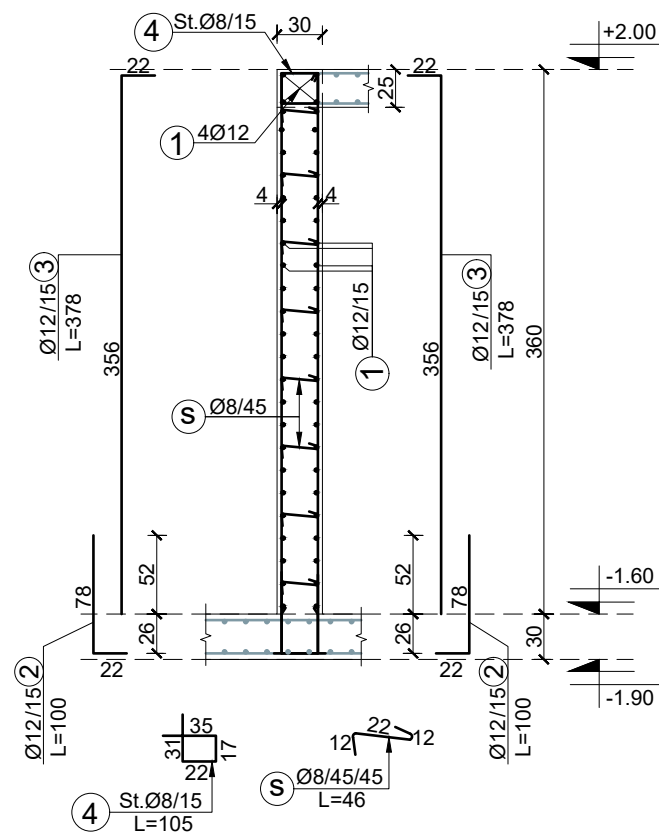
Rishikuar	Date	Pergatiti	Kontrolloi
		Emri... Firma...	Emri... Firma...
		Ing. B. Dedja	
		Ing. E. Teodhori	
		Ing. B. Kaliqi	
		Ing. M. Ramlika	
		Ing. D. Troci	
Konsulent			Miratoi
Kodi i vizatimit		Shkalla	Formati
DP-75-13		N/A	A 3
			1



Mur betoni A, Sh. 1:50



Prerja 1-1, Sh. 1:50



Prerja 6-6, Sh. 1:50

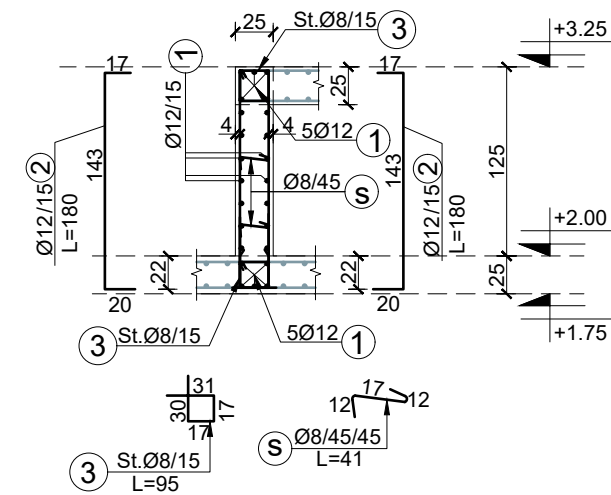
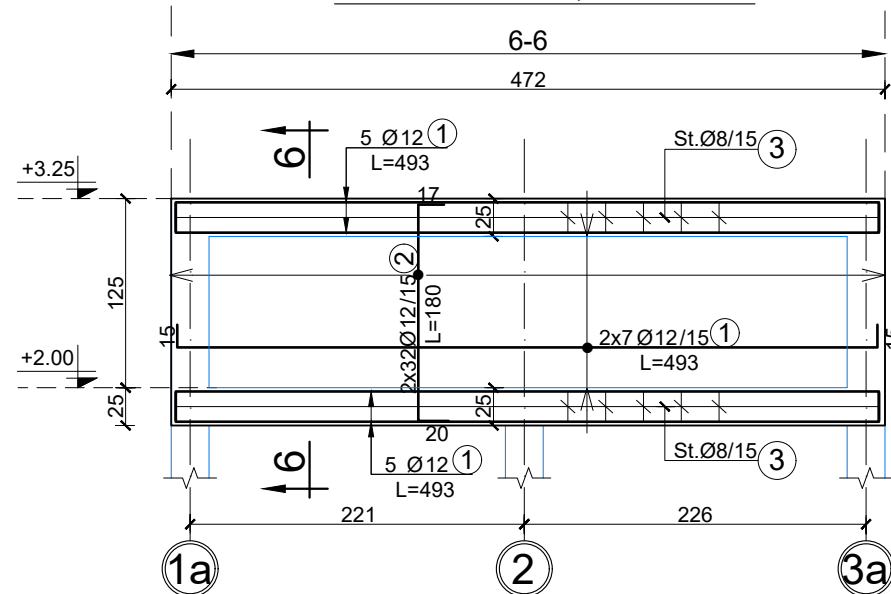


TABELA E SPECIFIKIMIT TE ARMATURES

Lloji	Sasia	Poz. Element	d	l (cm)	cope	L (m)	Pesha/nj	Pesha /	TOTALI
Mur betoni A	1	1	12	615	50	307.50	0.888	273.00	273.00
		2	12	100	80	80.00	0.888	71.03	71.03
		3	12	378	80	302.40	0.888	268.48	268.48
		4	8	105	40	42.00	0.395	16.57	16.57
		s	8	46	104	47.84	0.395	18.88	18.88
								647.95	
Mur betoni B	1	1	12	493	24	118.32	0.888	105.05	105.05
		2	12	180	64	115.20	0.888	102.28	102.28
		3	8	95	64	60.80	0.395	23.99	23.99
		s	8	41	21	8.61	0.395	3.40	3.40
								234.71	

Mur betoni B, Sh. 1:50



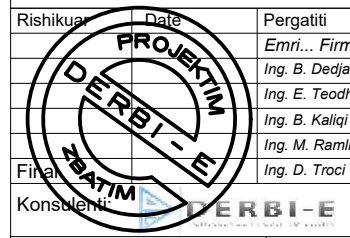
Investitor : Shoqëria Rajonale Ujësjellës Kanalizime Shkoder Sh.a

Projekt Zbatimi: Ndërtimi i Ujësjellësit Bardhaj dhe Bledan Bashkia Shkoder

DEPO 75 M3

Armimi Depo 75 m3

Rishikuar	Date	Pergatiti	Kontrolloi
		Emri... Firma...	Emri... Firma...
		Ing. B. Dedja	
		Ing. E. Teodhori	
		Ing. B. Kaliqi	
		Ing. M. Ramlika	
		Ing. D. Troci	
Konsulent			Miratoi
Kodi i vizatimit		Shkalla	Formati
DP-75-14		N/A	A 3
			1



Mur betoni C, Sh. 1:50

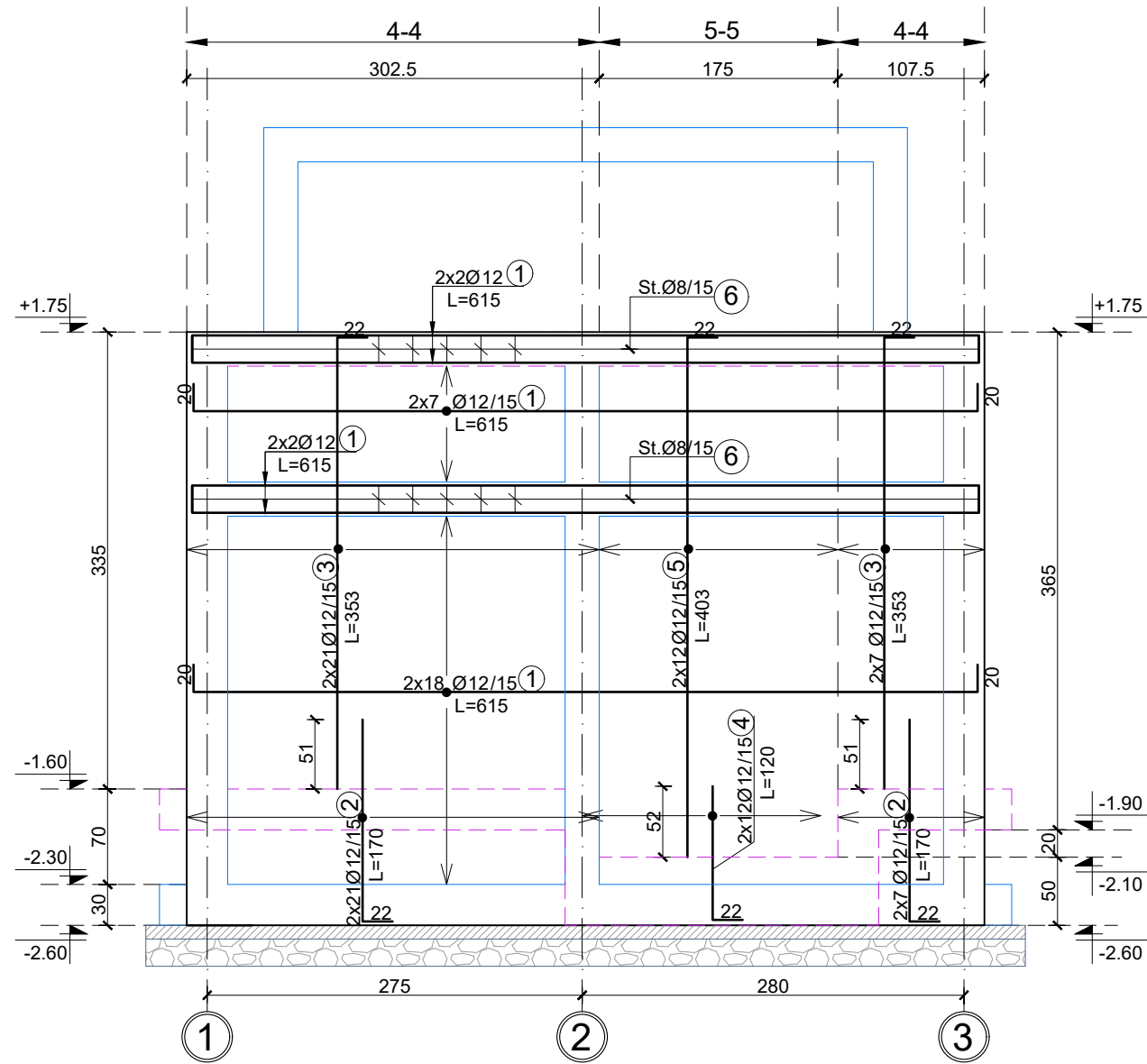
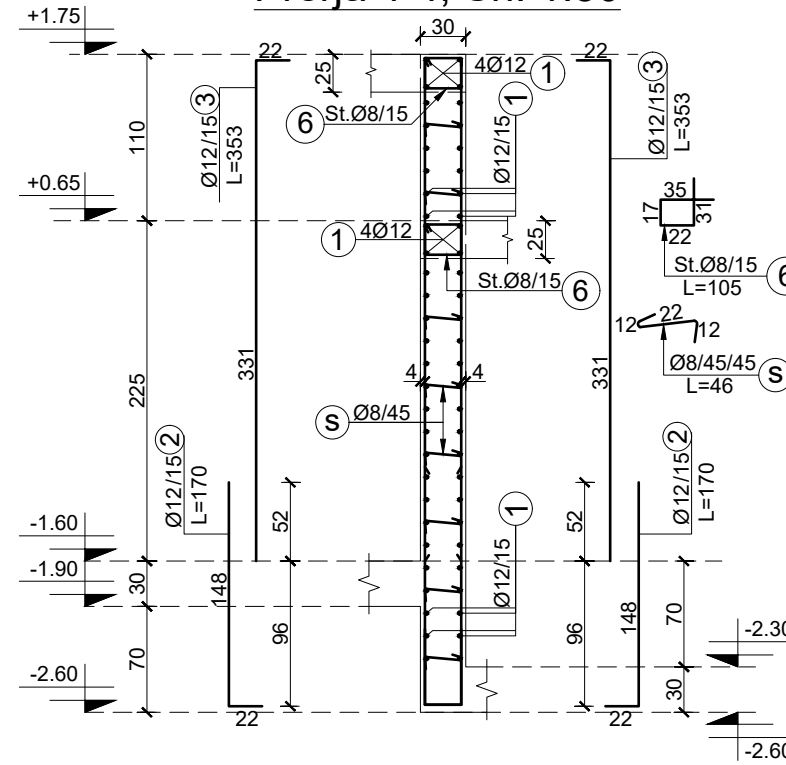


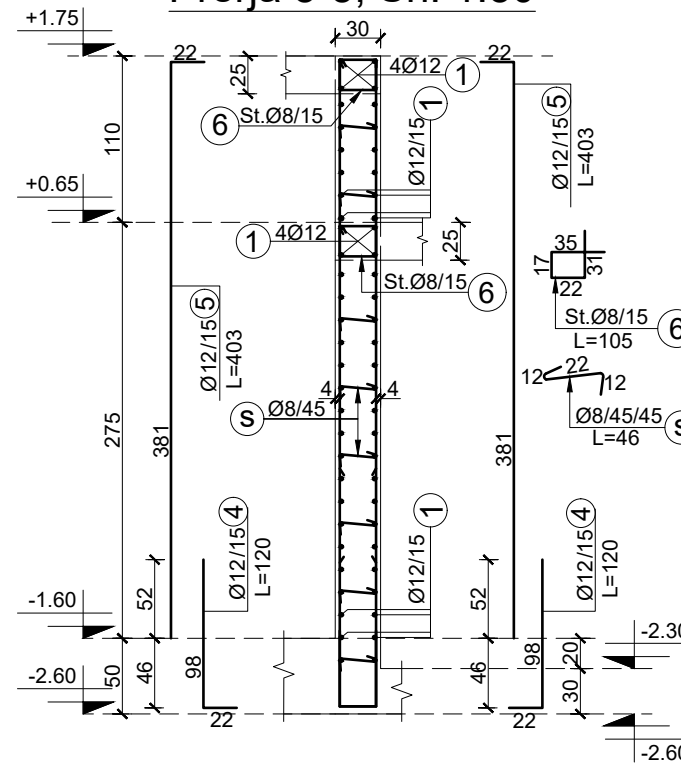
TABELA E SPECIFIKIMIT TE ARMATURES

Lloji	Sasia	Poz. Element	d	l (cm)	cope	L (m)	Pesha/nj	Pesha /	TOTALI
Mur betoni C	1	1	12	615	58	356.70	0.888	316.68	316.68
		2	12	170	56	95.20	0.888	84.52	84.52
		3	12	353	56	197.68	0.888	175.50	175.50
		4	12	120	24	28.80	0.888	25.57	25.57
		5	12	403	24	96.72	0.888	85.87	85.87
		6	8	105	80	84.00	0.395	33.15	33.15
		s	8	46	117	53.82	0.395	21.24	21.24
									742.53

Prerja 4-4, Sh. 1:50



Prerja 5-5, Sh. 1:50



Investitor : Shoqëria Rajonale Ujësjellës Kanalizime Shkoder Sh.a

Projekt Zbatimi: Ndërtimi i Ujësjellësit Bardhaj dhe Bledan Bashkia Shkoder

DEPO 75 M3

Armimi Depo 75 m3

Rishikuar	Date	Pergatiti	Kontrolloi
		Emri... Firma...	Emri... Firma...

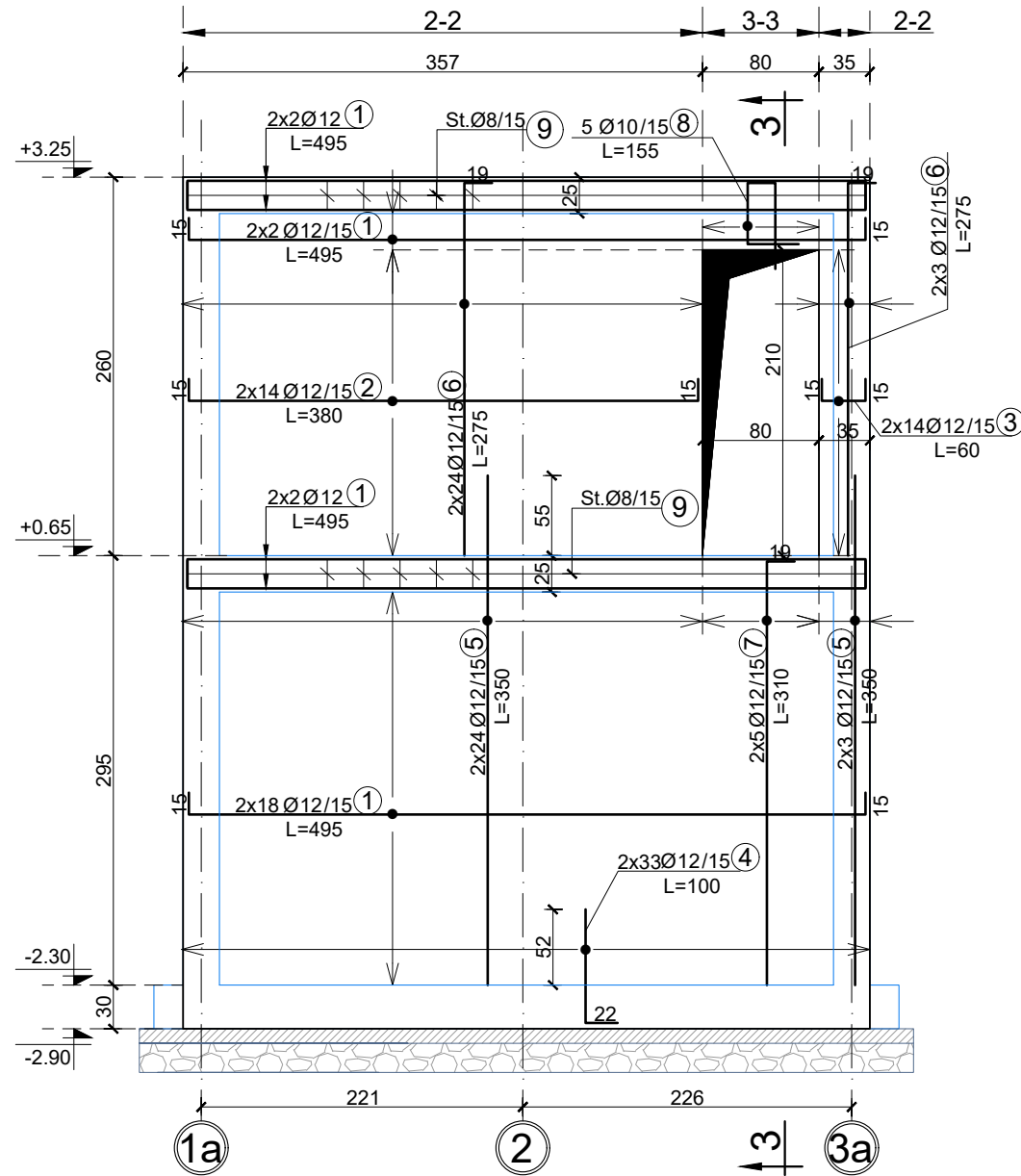
	Ing. B. Dedja	
	Ing. E. Teodhori	
	Ing. B. Kaliqi	
	Ing. M. Ramlika	
Firma	Ing. D. Troci	

Konsulent	Miratoi
-----------	---------

Kodi i vizatimit	Shkalla	Formati	A 3
DP-75-15	N/A		1



Mur betoni D, Sh. 1:50



Prerja 3-3, Sh. 1:50

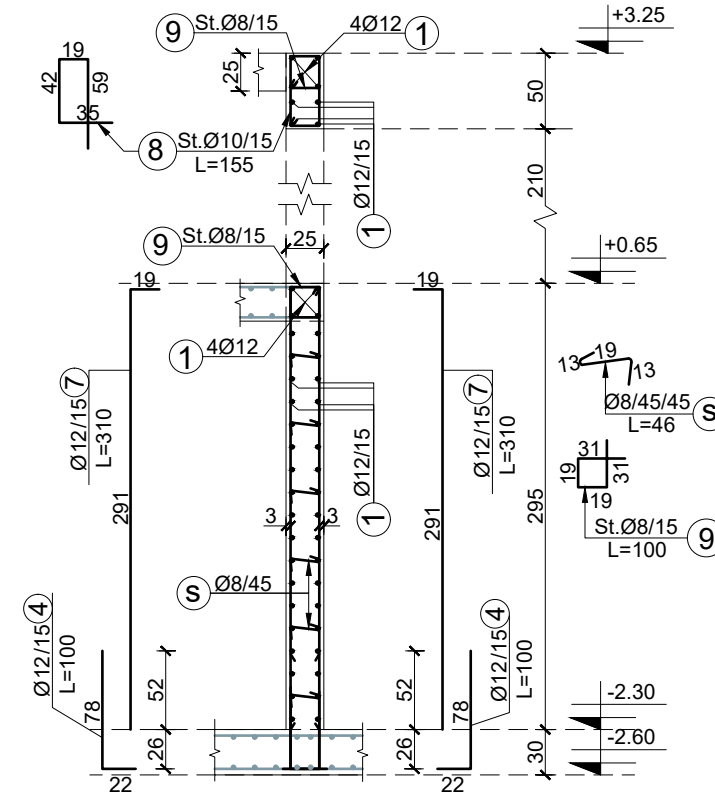


TABELA E SPECIFIKIMIT TE ARMATURES

Lloji	Sasia	Poz. Element	d	l (cm)	cope	L (m)	Pesha/nj	Pesha /	TOTALI
Mur betoni D	1	1	12	495	48	237.60	0.888	210.95	210.95
		2	12	380	28	106.40	0.888	94.46	94.46
		3	12	60	28	16.80	0.888	14.92	14.92
		4	12	100	66	66.00	0.888	58.60	58.60
		5	12	350	54	189.00	0.888	167.80	167.80
		6	12	275	54	148.50	0.888	131.84	131.84
		7	12	310	10	31.00	0.888	27.52	27.52
		8	10	155	5	7.75	0.617	4.78	4.78
		9	8	100	64	64.00	0.395	25.25	25.25
		s	8	46	105	48.30	0.395	19.06	19.06
									755.17


Investitor : Shoqëria Rajonale Ujësjellës Kanalizime
Shkoder Sh.a

Projekt Zbatimi: Ndërtimi i Ujësjellësit Bardhaj dhe Bledan
Bashkia Shkoder

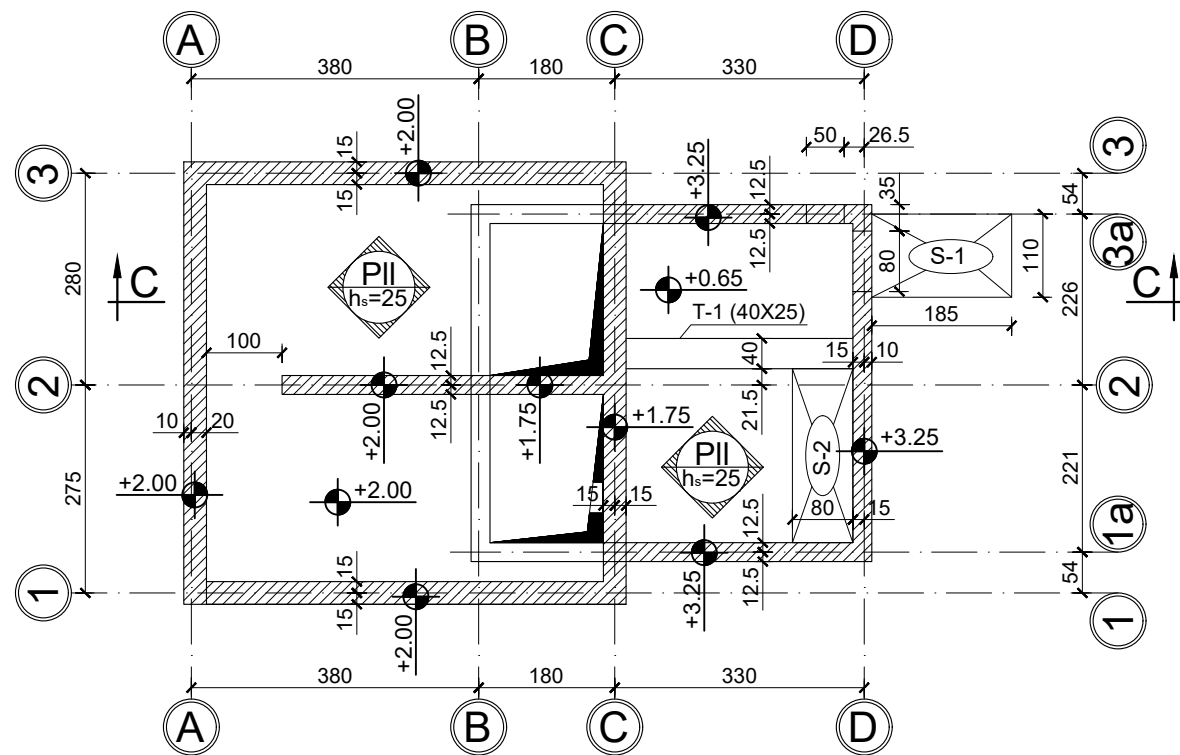
DEPO 75 M3

Armimi Depo 75 m3

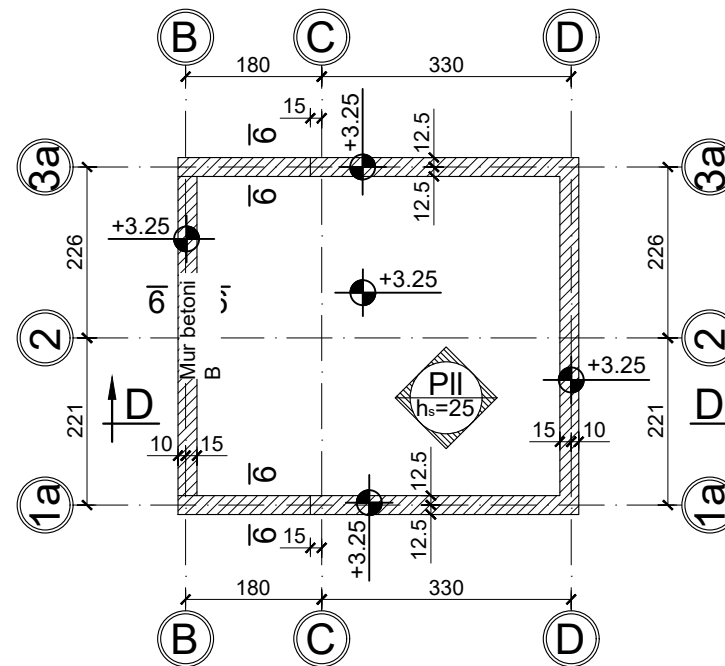
Rishikuar	Date	Pergatiti	Kontrolloi
		Emri... Firma...	Emri... Firma...
		Ing. B. Dedja	
		Ing. E. Teodhori	
		Ing. B. Kaliqi	
		Ing. M. Ramlika	
		Ing. D. Troci	
Konsulent			Miratoi
Kodi i vizatimit	Shkalla	Formati	A 3
DP-75-16	N/A		1



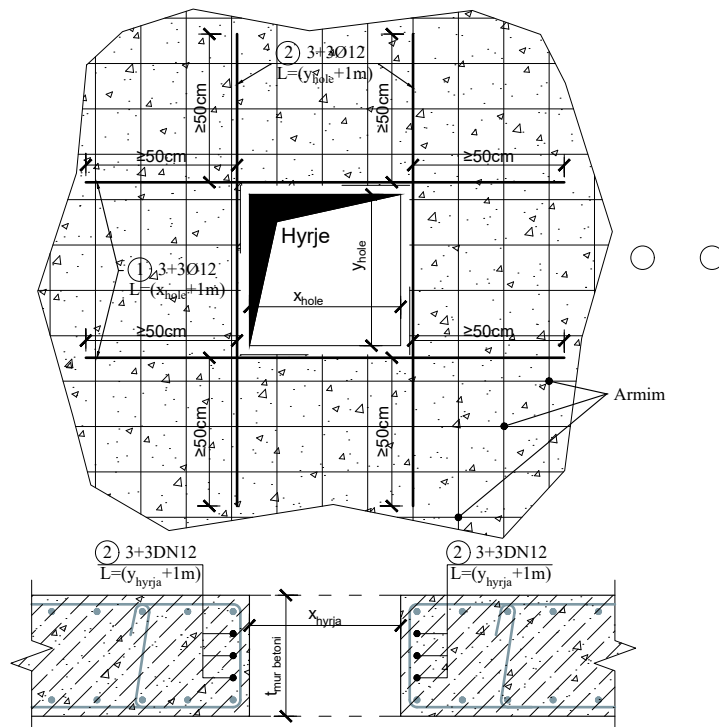
PLANI I STRUKTURAVE KUOTA +0.65 / +2.00, Sh. 1:100



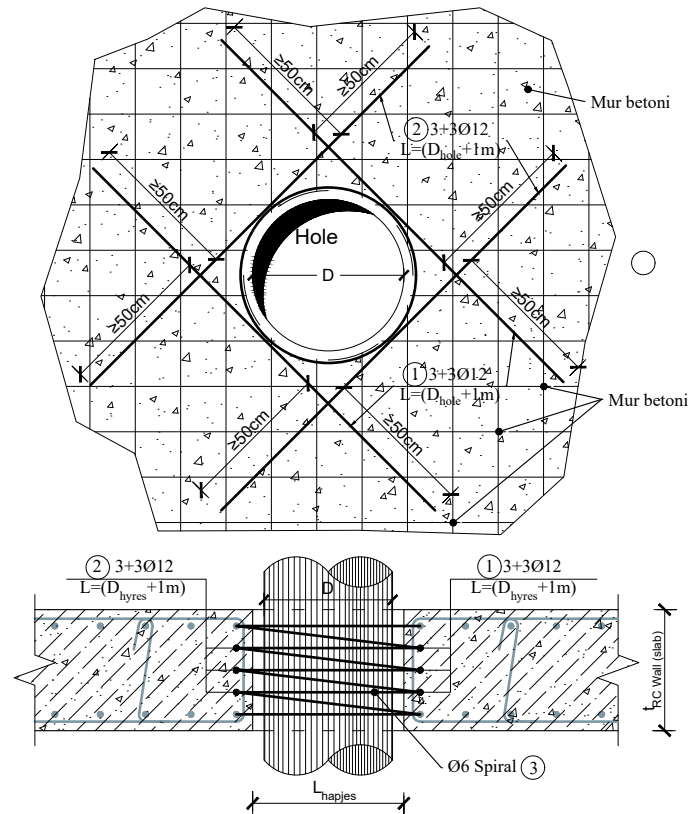
PLANI I STRUKTURAVE KUOTA +3.25, SH. 1:100



DETAJ TIP I KAPAKUT (HAPJE DREJTKENDORE), Sh. 1:25



DETAJ TIP I HAPJES (SEKSION RRETHOR), Sh. 1:25



Investitor : Shoqëria Rajonale Ujësjellës Kanalizime Shkoder Sh.a

Projekt Zbatimi: Ndërtimi i Ujësjellësit Bardhaj dhe Bledan Bashkia Shkoder

DEPO 75 M3

Armimi Depo 75 m3

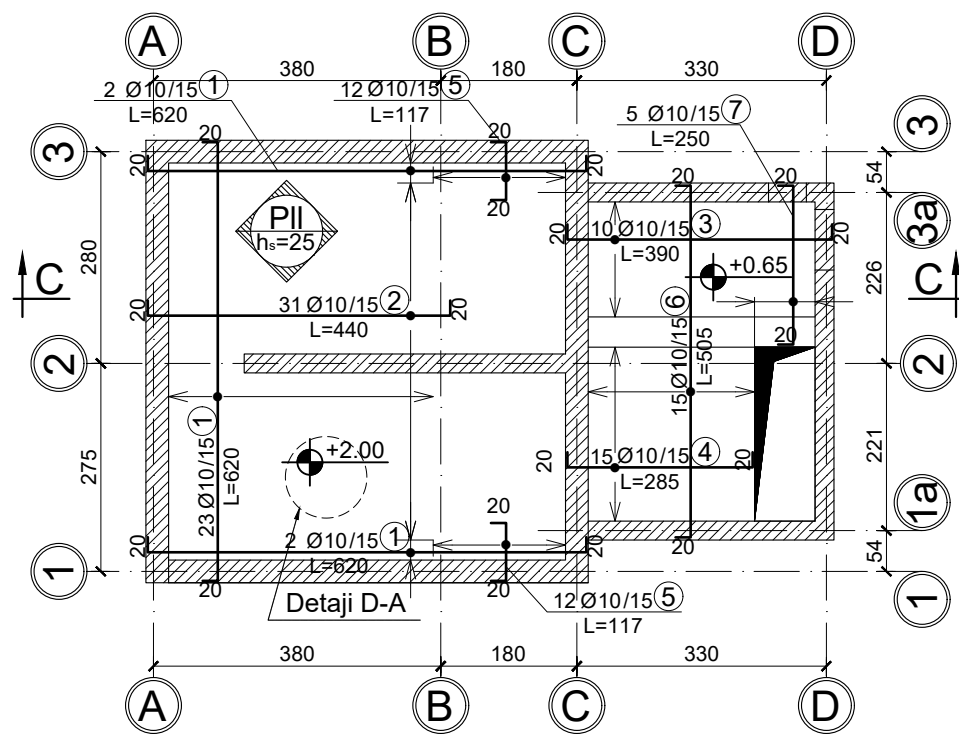
Rishikuar	Date	Pergatiti	Kontrolloi
		Emri... Firma...	Emri... Firma...

		Ing. B. Dedja	
		Ing. E. Teodhori	
		Ing. B. Kaliqi	
		Ing. M. Ramlika	
		Ing. D. Troci	

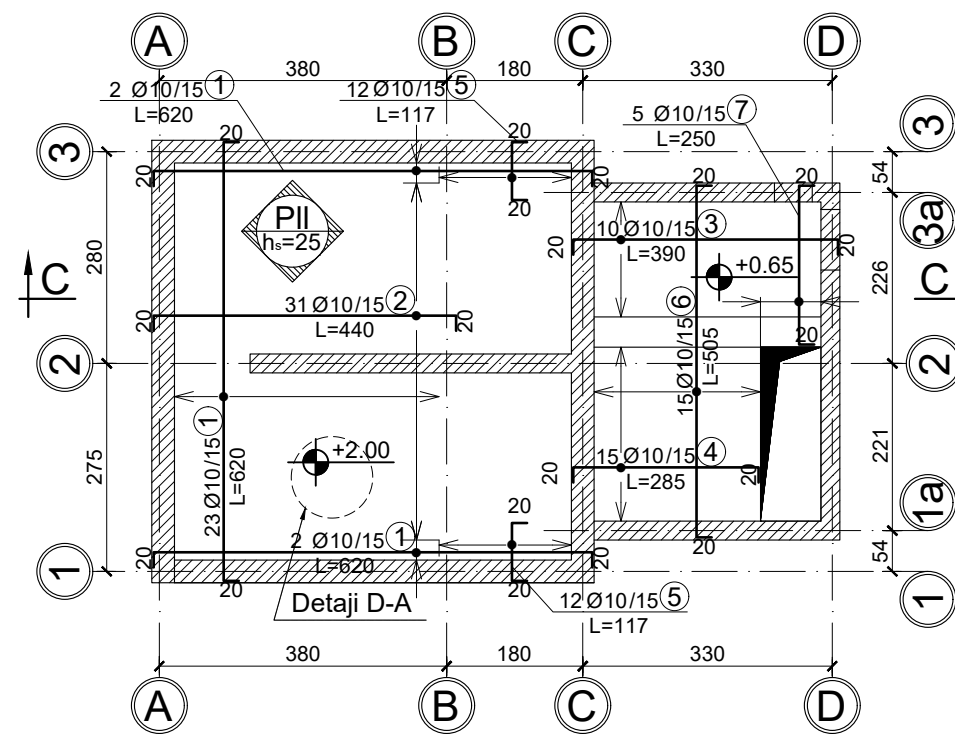
Konsulent: **PROJEKTIM DERBI-E** Miratoi

Kodi i vizatimit	Shkalla	Formati	A 3
DP-75-17	N/A		1

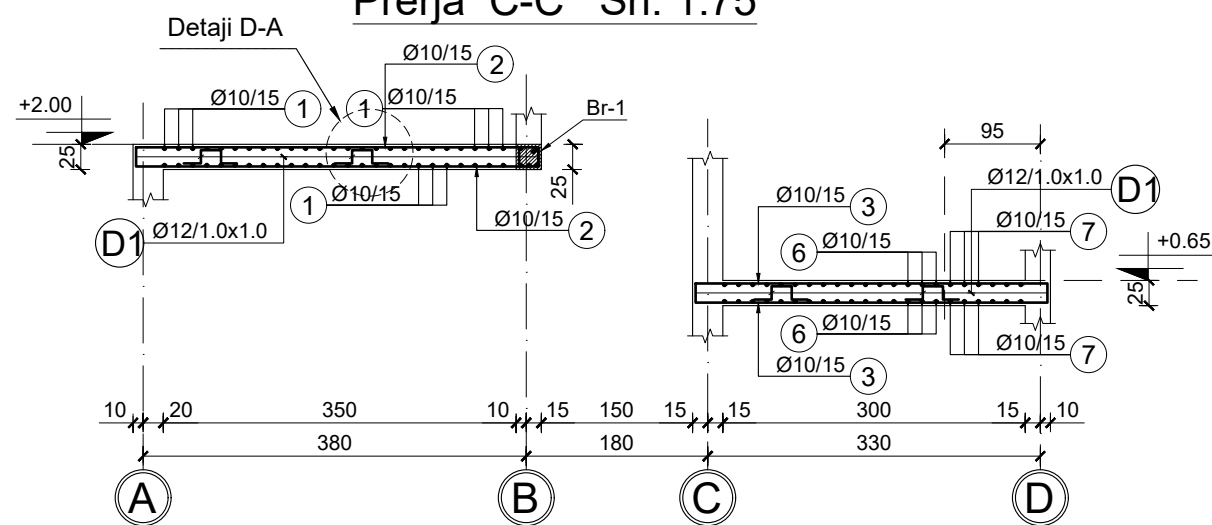
SOLETA NE KUOTEN +0.65 / +2.00
(armimi ne zgaren e poshtme), Sh. 1:100



SOLETA NE KUOTEN +0.65 / +2.00 (armimi ne zgaren e sipërme), Sh. 1:100



Prerja C-C Sh. 1:75



Detaji D-A Sh. 1:25

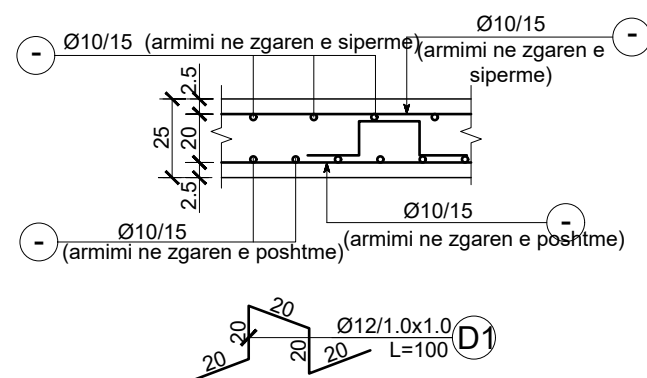


TABELA E SPECIFIKIMIT TE ARMATURES

Lloji	Sasia	Poz. Element	d	l (cm)	cope	L (m)	Pesha/nj	Pesha /	TOTALI
SOLETA NE KUOTEN +0.65 + +2.00 (armimi ne zgaren e poshtme)	1	1	10	620	27	167.40	0.617	103.21	103.21
		2	10	440	31	136.40	0.617	84.10	84.10
		3	10	390	10	39.00	0.617	24.05	24.05
		4	10	285	15	42.75	0.617	26.36	26.36
		5	10	117	24	28.08	0.617	17.31	17.31
		6	10	505	15	75.75	0.617	46.70	46.70
		7	10	250	5	12.50	0.617	7.71	7.71
		D1	12	100	32	32.00	0.888	28.41	28.41
									337.84
SOLETA NE KUOTEN +0.65 + +2.00 (armimi ne zgaren e sipërme)	1	1	10	620	27	167.40	0.617	103.21	103.21
		2	10	440	31	136.40	0.617	84.10	84.10
		3	10	390	10	39.00	0.617	24.05	24.05
		4	10	285	15	42.75	0.617	26.36	26.36
		5	10	117	24	28.08	0.617	17.31	17.31
		6	10	505	15	75.75	0.617	46.70	46.70
		7	10	250	5	12.50	0.617	7.71	7.71
									309.43


Investitor : Shoqëria Rajonale Ujësjellës Kanalizime Shkoder Sh.a

Projekt Zbatimi: Ndërtimi i Ujësjellësit Bardhaj dhe Bledan Bashkia Shkoder

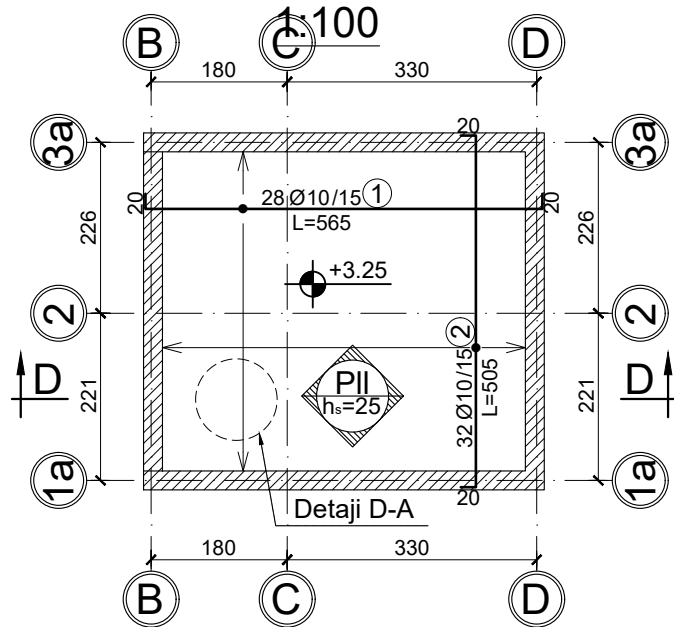
DEPO 75 M3

Armimi Depo 75 m3

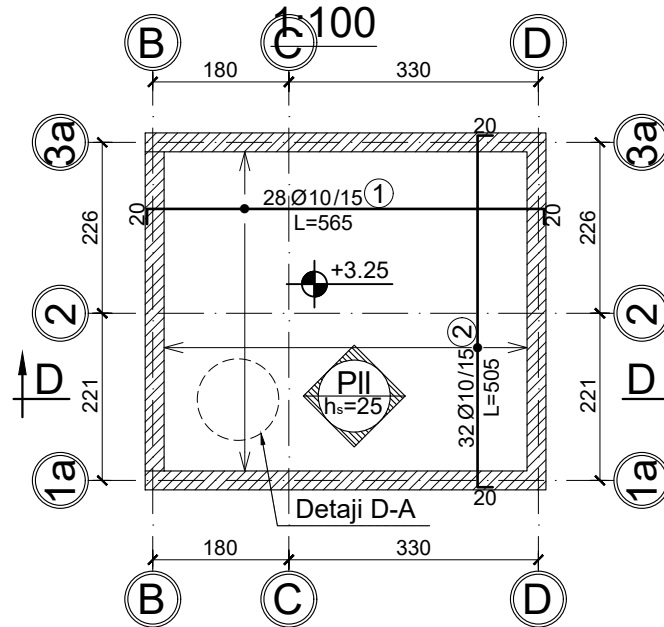
Rishikuar	Date	Pergatiti	Kontrolloi
		Emri... Firma...	Emri... Firma...
		Ing. B. Dedja	
		Ing. E. Teodhori	
		Ing. B. Kaliqi	
		Ing. M. Ramlika	
		Ing. D. Troci	
Konsulent			Miratoi
Kodi i vizatimit		Shkalla	Formati
DP-75-18		N/A	A 3
			1



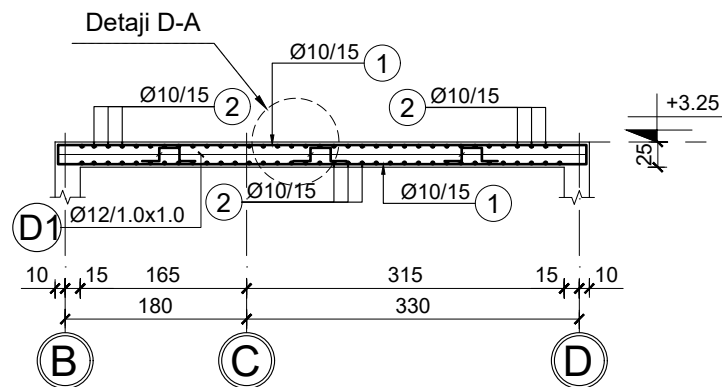
SOLETA NE KUOTEN +3.25
(armimi ne zgaren e poshtme), Sh.



SOLETA NE KUOTEN +3.25
(armimi ne zgaren e sipërme), Sh.



Prerja D-D Sh. 1:75



Detaji D-A Sh. 1:25

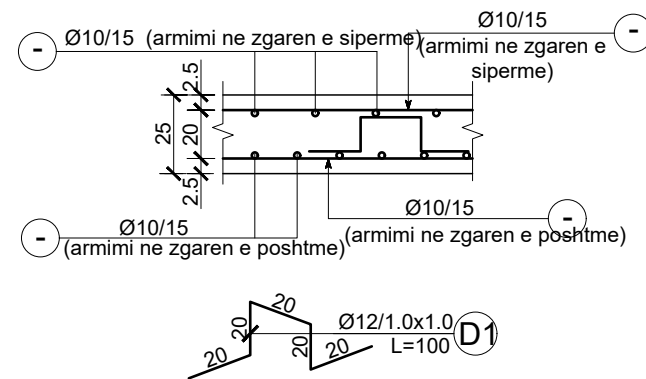
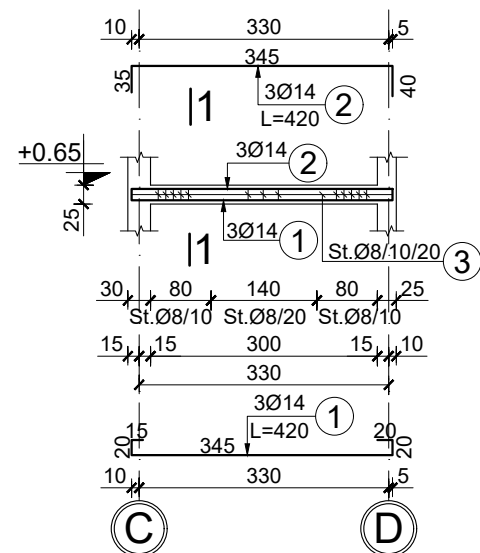


TABELA E SPECIFIKIMIT TE ARMATURES

Lloji	Sasia	Poz. Element	d	l (cm)	cope	L (m)	Pesha/nj	Pesha /	TOTALI/TOTAL
T-1	1	1	14	420	3	12.6	1.208	15.23	15.23
		2	14	420	3	12.6	1.208	15.23	15.23
		3	8	135	24	32.4	0.395	12.78	12.78
									43.24

BEAM T-1 Sh. 1:100



Prerja 1-1 Sh. 1:25

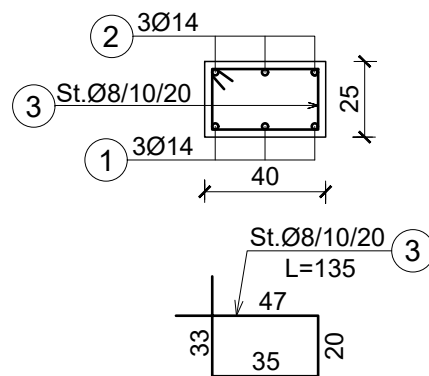


TABELA E SPECIFIKIMIT TE ARMATURES

Lloji	Sasia	Poz. Element	d	l (cm)	cope	L (m)	Pesha/nj	Pesha /	TOTALI
SOLETA NE KUOTEN +3.25 (armimi ne zgaren e poshtme)	1	1	10	565	28	158.20	0.617	97.54	97.54
		2	10	505	32	161.60	0.617	99.63	99.63
		D1	12	100	21	21.00	0.888	18.64	18.64
									215.81
SOLETA NE KUOTEN +3.25 (armimi ne zgaren e sipërme)	1	1	10	565	28	158.20	0.617	97.54	97.54
		2	10	505	32	161.60	0.617	99.63	99.63
									197.17


Investitor : Shoqëria Rajonale Ujësjellës Kanalizime
Shkoder Sh.a

Projekt Zbatimi: Ndërtimi i Ujësjellësit Bardhaj dhe Bledan
Bashkia Shkoder

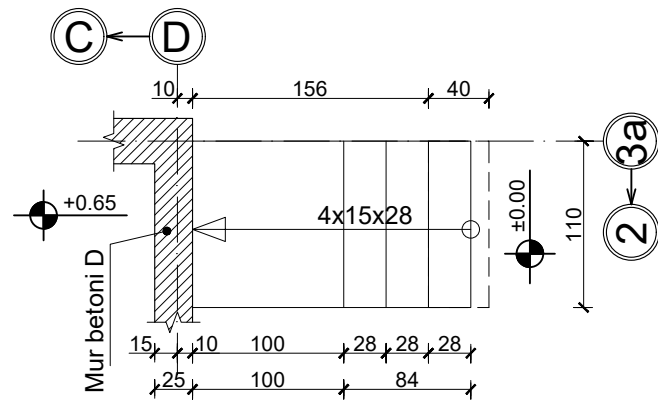
DEPO 75 M3

Armimi Depo 75 m3

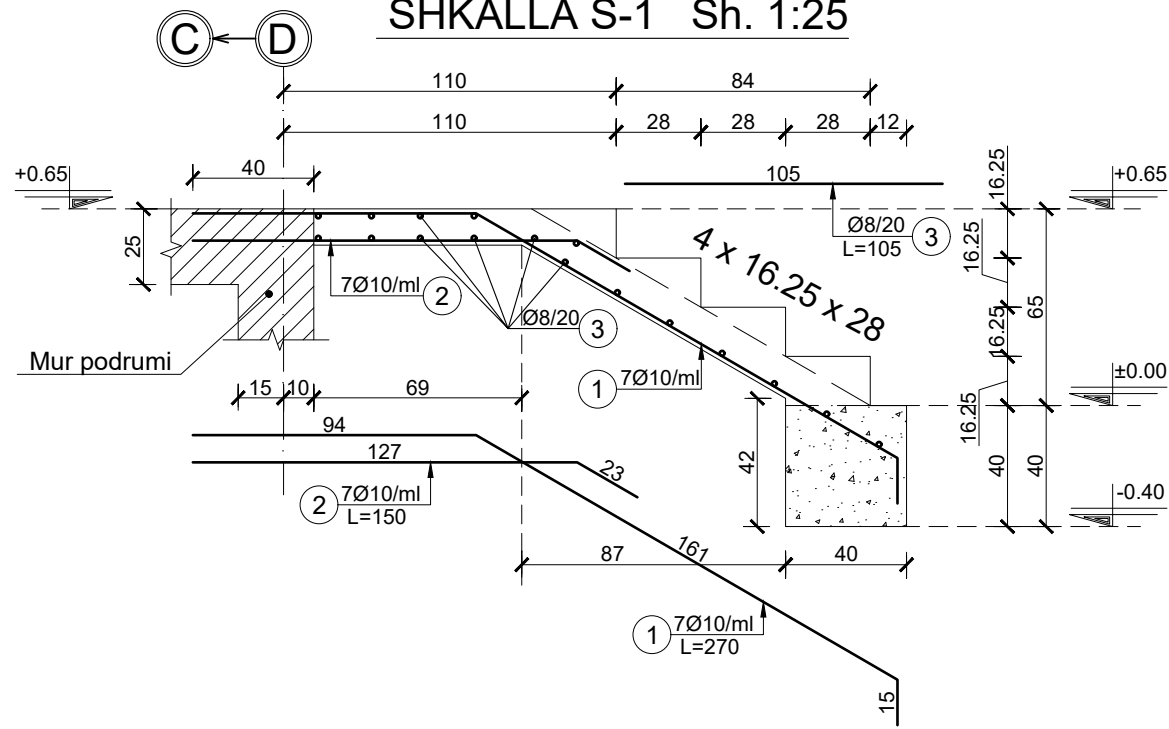
Rishikuar	Date	Pergatiti	Kontrolloi
		Emri... Firma...	Emri... Firma...
		Ing. B. Dedja	
		Ing. E. Teodhori	
		Ing. B. Kaliqi	
		Ing. M. Ramlika	
		Ing. D. Troci	
Konsulent			Miratoi
Kodi i vizatimit		Shkalla	Formati
DP-75-19		N/A	A 3
			1



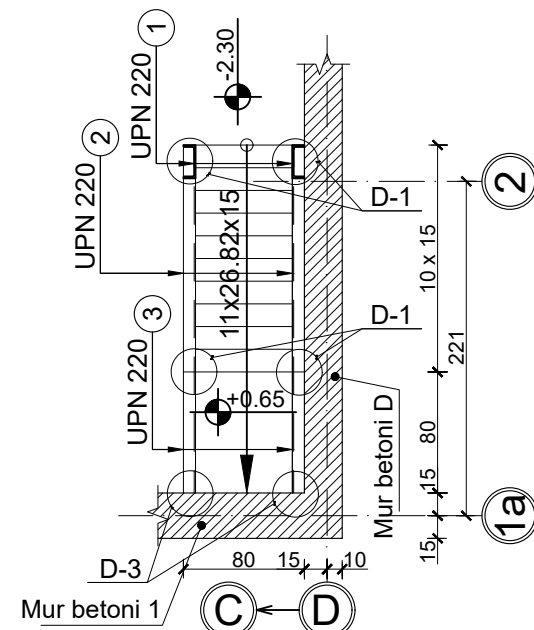
SHKALLA S-1 KUOTAT:
±0.00 ÷ +0.65 Sh. 1:50



SHKALLA S-1 Sh. 1:25



SHKALLA S-2 KUOTAT:
-2.30 ÷ +0.65 Sh. 1:50



Detaji D-A Sh. 1:10

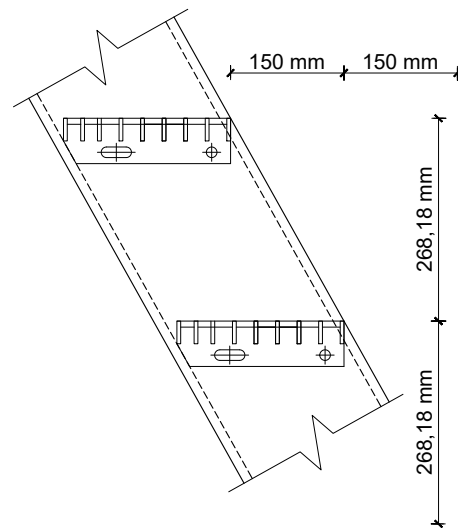
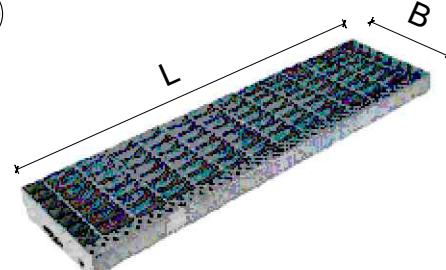
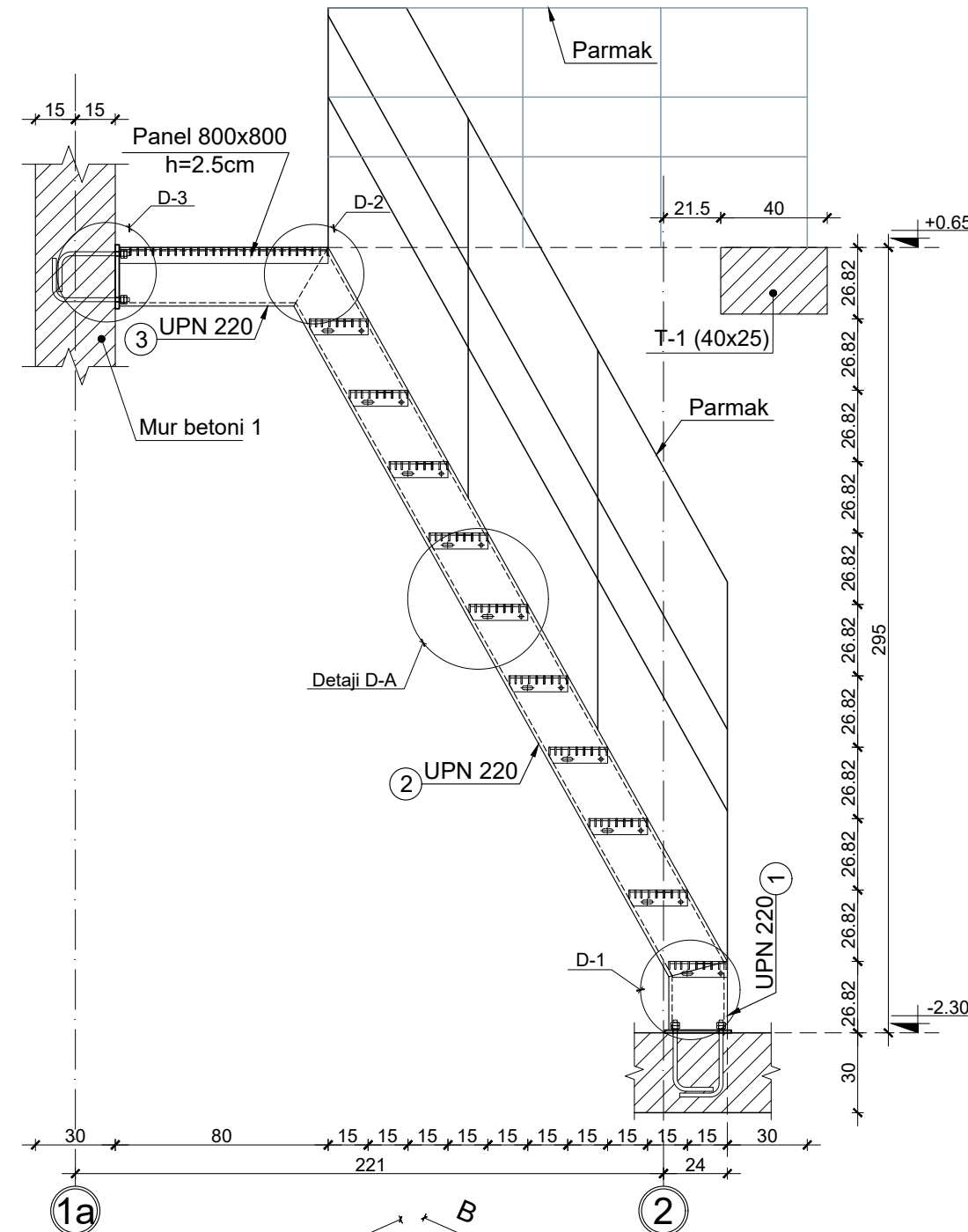


TABELA E SPECIFIKIMIT TE ARMATURES									
Lloji	Sasia	Poz. Element	d	l (cm)	cope	L (m)	Pesha/nj	Pesha /	TOTAL/ TOTAL
S-1	1	1	10	270	8	21.6	0.617	13.32	13.32
		2	10	150	8	12	0.617	7.40	7.40
		3	8	105	17	17.85	0.395	7.04	7.04
									27.76

SHKALLA S-2 Sh. 1:25




Investitor : Shoqëria Rajonale Ujësjellës Kanalizime Shkoder Sh.a

Projekt Zbatimi: Ndërtimi i Ujësjellësit Bardhaj dhe Bledan Bashkia Shkoder

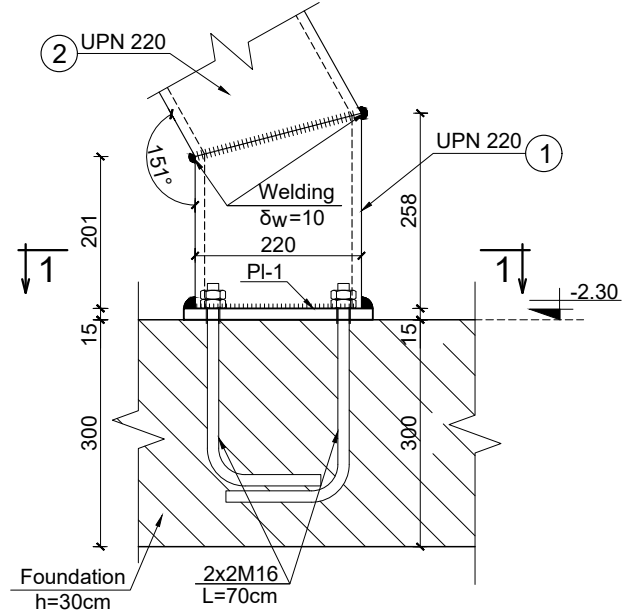
DEPO 75 M3

Armimi Depo 75 m3

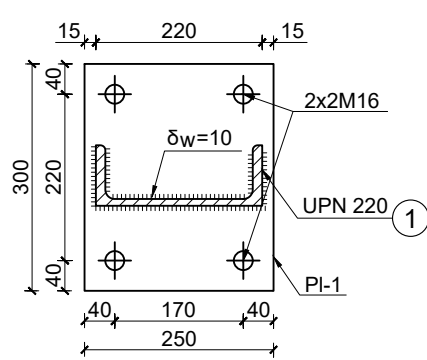
Rishikuar	Date	Pergatiti	Kontrolloi
		Emri... Firma...	Emri... Firma...
		Ing. B. Dedja	
		Ing. E. Teodhori	
		Ing. B. Kaliqi	
		Ing. M. Ramlika	
		Ing. D. Troci	
Fila			
Konsulent			Miratoi
Kodi i vizatimit	Shkalla	Formati	A 3
DP-75-20	N/A		1



Detaji D-1 Sh. 1:10



1-1 Sh. 1:10



PI-1 [1 pc]

S = 0.0750 m²

delta = 15

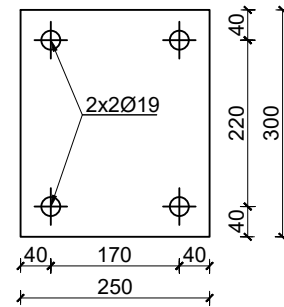
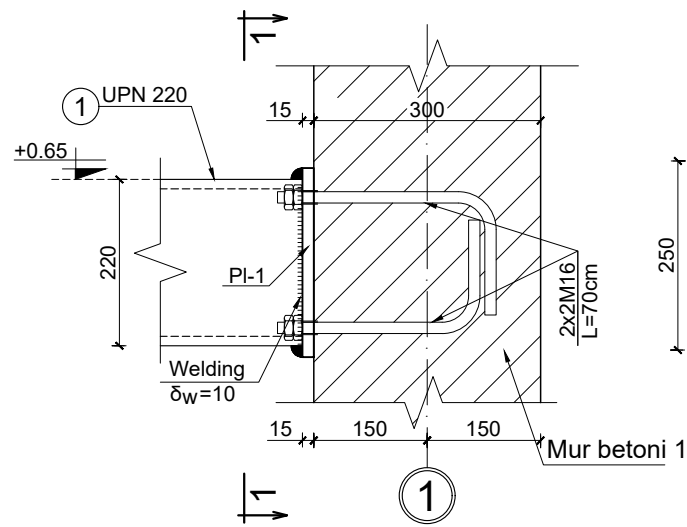
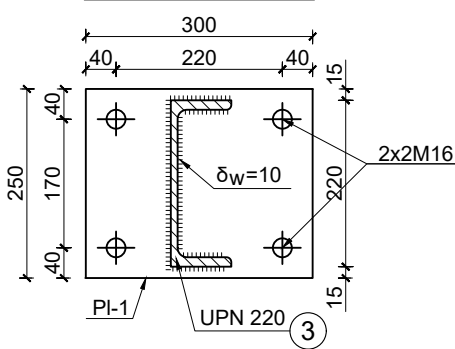


TABELA E MATERIALEVE							
Lloji	NJESIA	ml(m ²)/PC	NR. I ELEMENTIT	GJATESIA/ (SIP.)	SEKSIONI (cm ²)	PESHA SPECIFIKE	TOTAL (kg)
Shkalla S-2 / SHKALLA S-2							
Profili 1 (UPN 220)	ml	0.258	2	0.516	37.4	29.359	15.15
Profili 2 (UPN 220)	ml	3.073	2	6.146	37.4	29.359	180.44
Profili 3 (UPN 220)	ml	0.785	2	1.57	37.4	29.359	46.09
Plate PI-1 delta= 15mm	m ²	0.075	4	0.3		117.5	35.26
Panel i shkalleve 800x20 (LxB) (mm)	pc		10			8.0	80.0
Panel 800x800 (LxB) (mm)	m ²	0.64	1	0.64		16.0	10.2
Bolts M16, L=70cm	pc		16			0.703	11.25
shuma	kg						378.43
Parmak h=130m, L=5.4ml							
Profili Ø42x2.5	ml	12	1	12	3.1	2.4335	29.20
Profili Ø27x2	ml	12	2	24	1.57	1.2325	29.58
Plate PI delta= 10mm	m ²	0.077	10	0.77		78.4	60.33
shuma	kg						119.11

Detaji D-3 Sh. 1:10



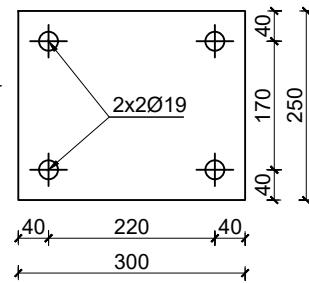
1-1 Sh. 1:10



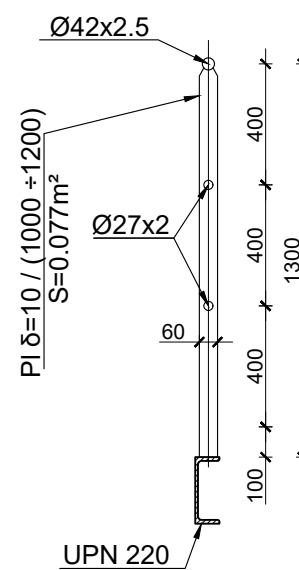
PI-1 [1 pc]

S = 0.0750 m²

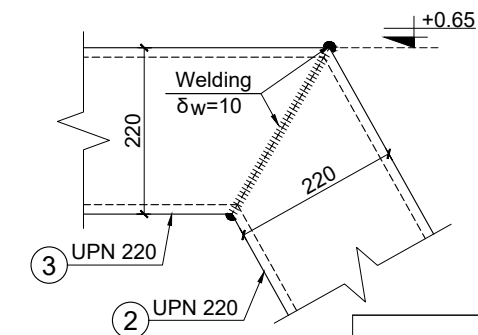
delta = 15



Parmak Sh. 1:25



Detaji D-2 Sh. 1:10




Investitor : Shoqëria Rajonale Ujësjellës Kanalizime Shkoder Sh.a

Projekt Zbatimi: Ndërtimi i Ujësjellësit Bardhaj dhe Bledan Bashkia Shkoder

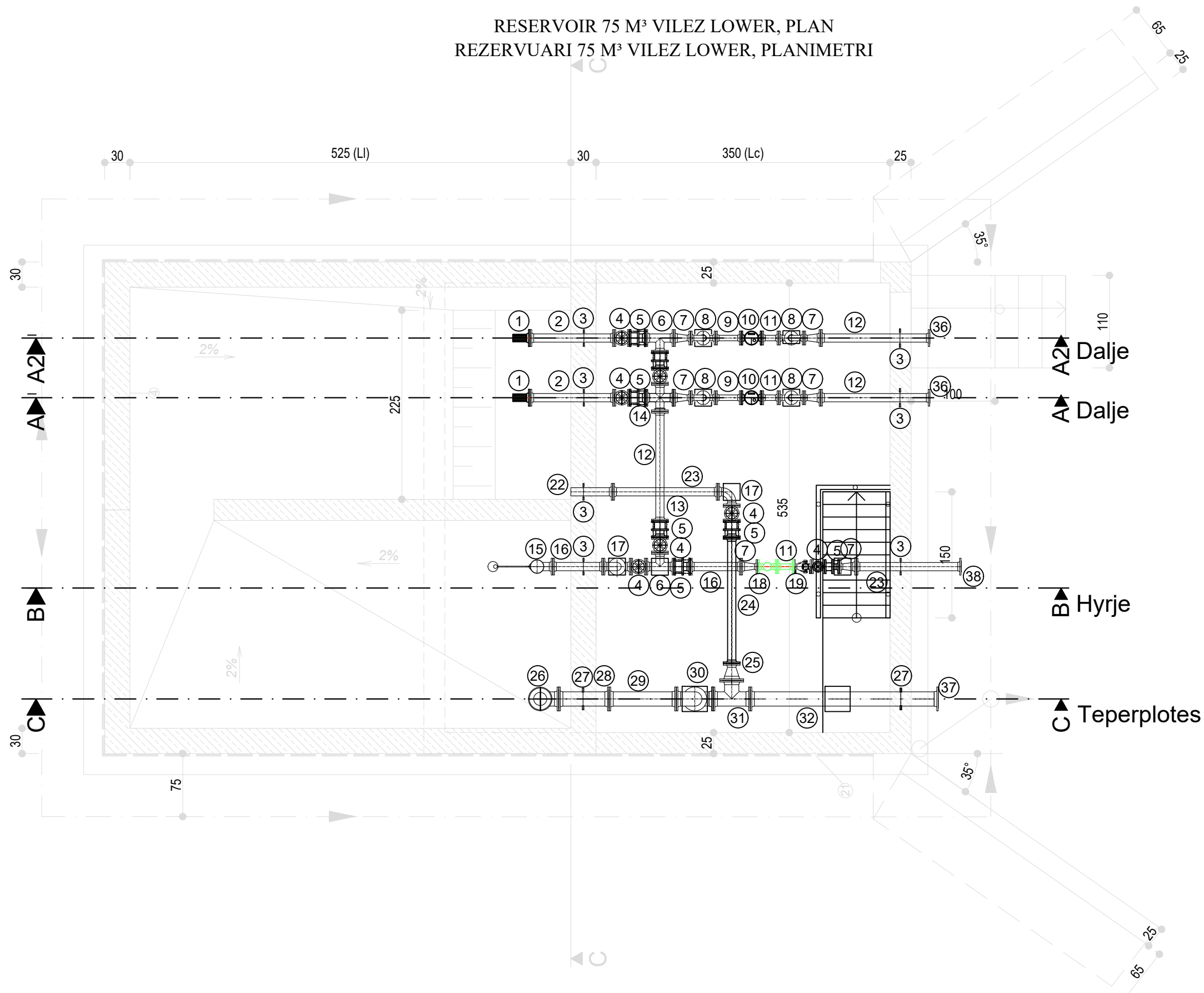
DEPO 75 M3

Armimi Depo 75 m3

Rishikuar	Date	Pergatiti	Kontrolloi
		Emri... Firma...	Emri... Firma...
		Ing. B. Dedja	
		Ing. E. Teodhori	
		Ing. B. Kaliqi	
		Ing. M. Ramlika	
		Ing. D. Troci	
Fila			
Konsulent			Miratoi
Kodi i vizatimit	Shkalla	Formati	A 3
DP-75-21	N/A		1



RESERVOIR 75 M³ VILEZ LOWER, PLAN
 REZERVUARI 75 M³ VILEZ LOWER, PLANIMETRI



List of fittings

Position	Description	Diameter	Length	Max. Pressure	Unit	Quantity
[-]	[-]	[mm]	[mm]	[bar]	[-]	[-]
1	STRAINER INSERT TYPE / FILTER UJI	80	-	16	PCS	2
2	FFG (double flanged pipe) / Tub bashkimi me flanaxha	80	1000	16	PCS	2
3	MFL (puddle flange) Tub mre flanaxha per betonim	80	-	16	PCS	9
4	Saracineske me flanaxha me dorez rrethore	80	180	16	PCS	6
5	PAF (flanged dismantling piece) / flanaxha bashkimi	80	200	16	PCS	6
6	T (all flanget T) / bashkues T me flanaxha	80	330/165	16	PCS	2
7	FFR (double flanged reducer) / Reduksion me flanaxha	80/50	200	16	PCS	6
8	Q (double flanged bend 90°) / Bryl me flanaxha	50	150	16	PCS	8
9	FFG (double flanged pipe) / Tub bashkimi me flanaxha	50	300	16	PCS	3
10	Water Meter/Mates uji	50	200	16	PCS	3
11	FFG (double flanged pipe) / Tub bashkimi me flanaxha	50	200	16	PCS	3
12	FFG (double flanged pipe) / Tub bashkimi me flanaxha	80	1300	16	PCS	4
13	FFG (double flanged pipe) / Tub bashkimi me flanaxha	80	625	16	PC	1
14	CROSS T (all flanget) / Bashkues kryq me flanaxha	80	330	16	PCS	1
15	FLOAT VALVE / Galixhant	80	-	16	PC	1
16	FFG (double flanged pipe) / Tub bashkimi me flanaxha	80	600	16	PC	2
17	Q (double flanged bend 90°) / Bryl me flanaxha	80	165	16	PCS	3
18	Flanged flow control valve / valvol kontrolli me flanaxha	50	230	16	PCS	1
19	Double flanged filter / Filter me flanaxha	50	216	16	PCS	1
20	FFG (double flanged pipe) / Tub bashkimi me flanaxha	80	1120	16	PC	1
22	FG (flanged pipe) / Tub FG me flanaxha	80	500	16	PC	1
23	FFG (double flanged pipe) / Tub bashkimi me flanaxha	80	1250	16	PC	1
24	FFG (double flanged pipe) / Tub bashkimi me flanaxha	80	1500	16	PC	1
25	FFR (double flanged reducer) / Reduksion me flanaxha	150/80	200	16	PC	1
26	UEM (flanged bellmouth) / Bashkues me flanaxha dhe s'lidim	150	150	16	PC	1
27	MFL (puddle flange) Tub mre flanaxha per betonim	150	-	16	PCS	2
28	FFG (double flanged pipe) / Tub bashkimi me flanaxha	150	600	16	PC	1
29	FFG (double flanged pipe) / Tub bashkimi me flanaxha	150	800	16	PC	1
30	Q (double flanged bend 90°) / Bryl me flanaxha	150	220	16	PCS	3
31	T (all flanget T) / Bashkues kryq me flanaxha	150	440/220	16	PC	1
32	FFG (double flanged pipe) / Tub bashkimi me flanaxha	150	2200	16	PC	1
33	FFG (double flanged pipe) / Tub bashkimi me flanaxha	150	1000	16	PC	1
34	FFG (double flanged pipe) / Tub bashkimi me flanaxha	150	1500	16	PC	1
35	TAPPING SLEEVE-DCI / Kollare per lidhje te re	2"	-	-	PCS	2
36	FLANGE ADAPTER / Adaptor flanaxh	80/90	-	16	PCS	2
37	FLANGE ADAPTER / Adaptor flanaxh	150/160	-	16	PCS	1
38	FLANGE ADAPTER / Adaptor flanaxh	80/75	-	16	PCS	1

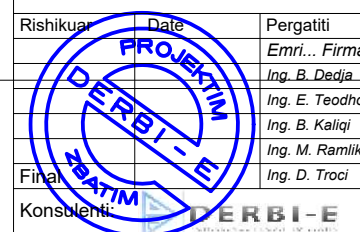
Investitor : Shoqëria Rajonale Ujësjetllës Kanalizime Shkoder Sh.a
 Projekt Zbatimi: Ndërtimi i Ujësjetllësit Bardhaj dhe Bledan Bashkia Shkoder

DEPO 75 M3

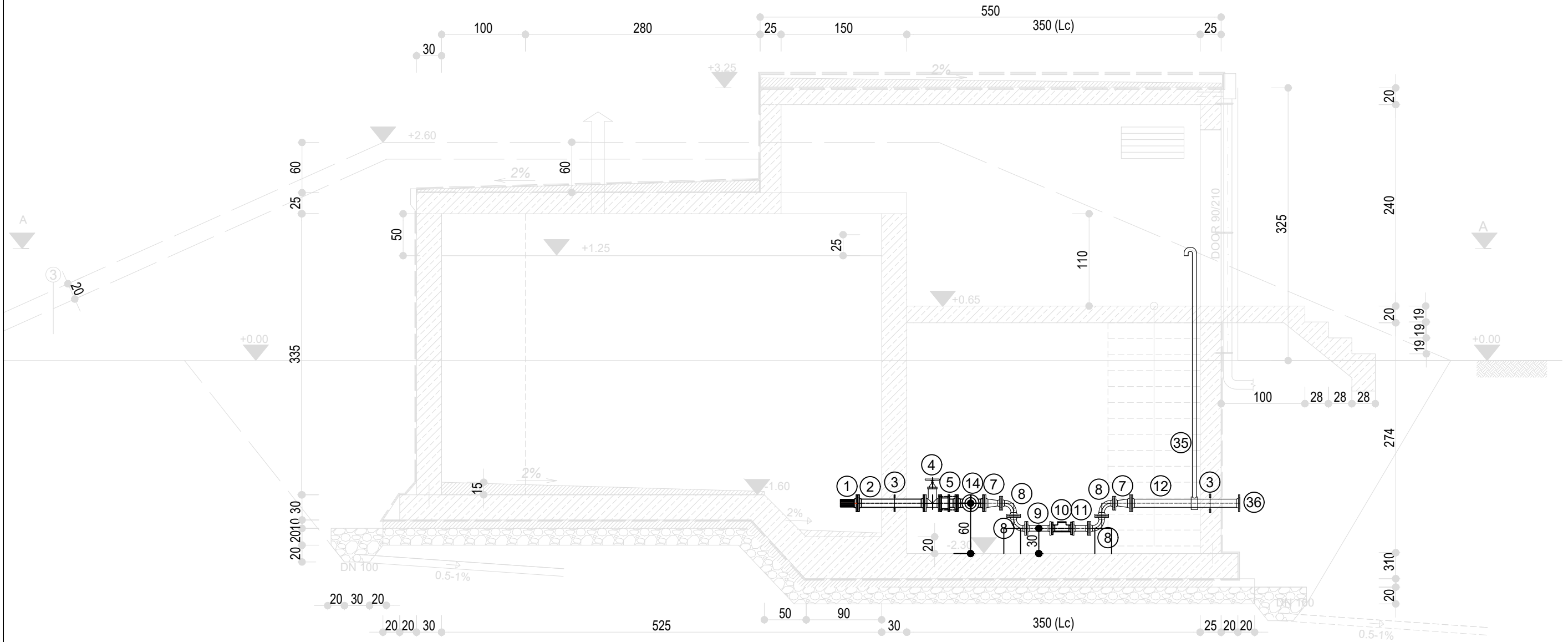
Skema teknologjike

Rishikuar	Date	Pergatiti	Kontrolloi
		Emri... Firma...	Emri... Firma...
		Ing. B. Dedja	
		Ing. E. Teodhori	
		Ing. B. Kaliqi	
		Ing. M. Ramlika	
		Ing. D. Troci	

Kodi i vizatimit	Shkalla	Formati	A 3
DP-75-22			1



RESERVOIR 75 M³ VILEZ LOWER, SECTION A-A
 REZERVUARI 75 M³ VILEZ LOWER, PRERJA A-A



Investitor : Shoqëria Rajonale Ujësjellës Kanalizime
 Shkoder Sh.a
 Projekt Zbatimi: Ndërtimi i Ujësjellësit Bardhaj dhe Bledan
 Bashkia Shkoder

DEPO 75 M3

Skema teknologjike

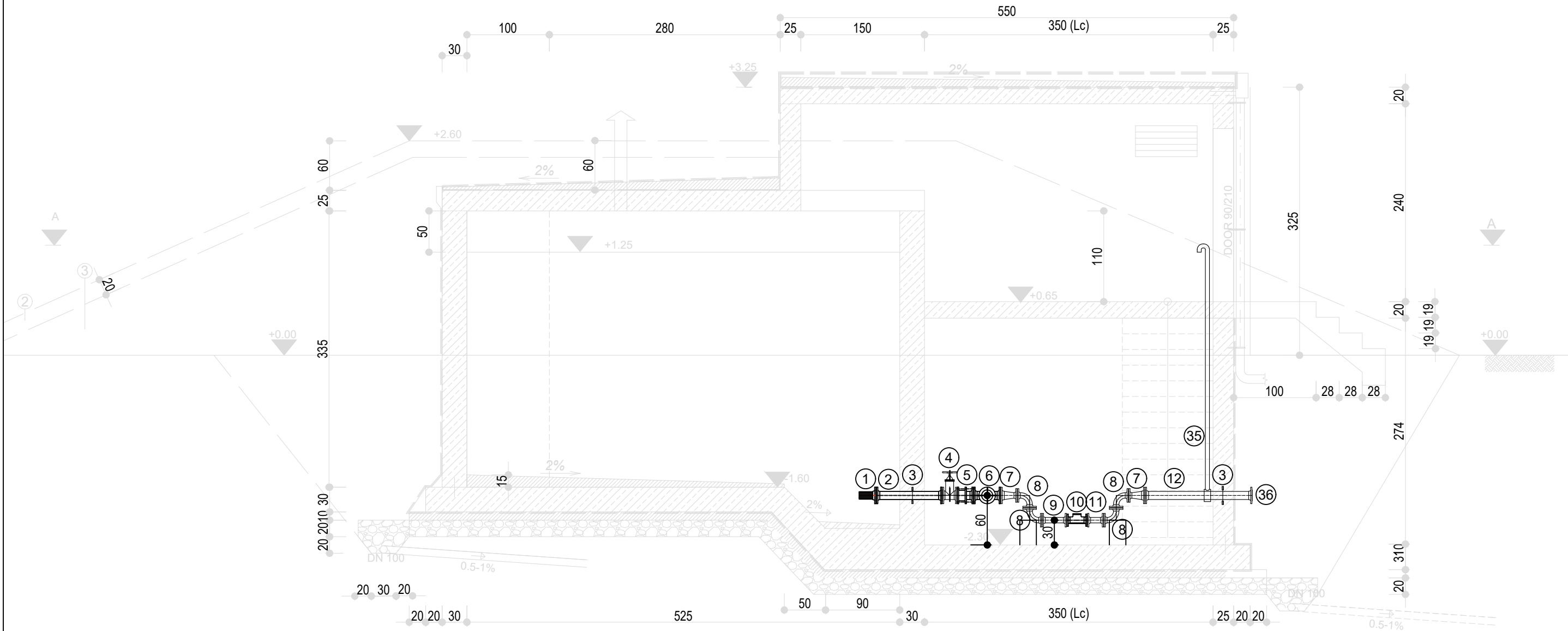
Rishikuar	Date	Pergatiti	Kontroloi
		Emri... Firma...	Emri... Firma...
		Ing. B. Dedja	
		Ing. E. Teodhori	
		Ing. B. Kaliqi	
		Ing. M. Ramlika	
		Ing. D. Troci	

Konsulent: **DERBI-E**

Kodi i vizatimit: DP-75-23 Shkalla: Formati: A3

1

RESERVOIR 75 M³ VILEZ LOWER, SECTION A2-A2
 REZERVUARI 75 M³ VILEZ LOWER, PRERJA A2-A2



Investitor : Shoqëria Rajonale Ujësjellës Kanalizime
 Shkoder Sh.a
 Projekt Zbatimi: Ndërtimi i Ujësjellësit Bardhaj dhe Bledan
 Bashkia Shkoder


DEPO 75 M3

Skema teknologjike

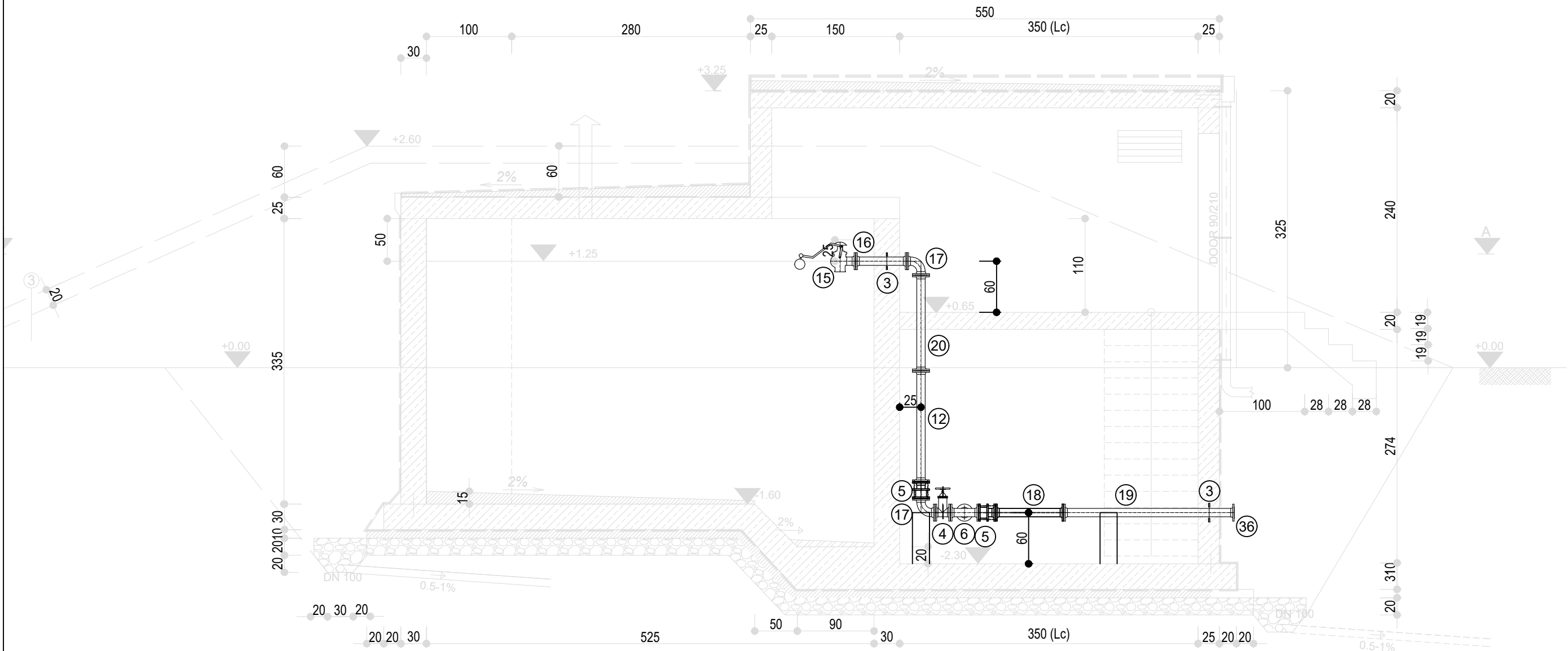
Rishikuar	Date	Pergatiti	Kontroloi
		Emri... Firma...	Emri... Firma...
		Ing. B. Dedja	
		Ing. E. Teodhori	
		Ing. B. Kaliqi	
		Ing. M. Ramlika	
		Ing. D. Troci	

Final
 Konsulentit

Kodi i vizatimit	Shkalla	Formati	A 3
DP-75-24	1:2000		1



RESERVOIR 75 M³ VILEZ LOWER, SECTION B-B
 REZERVUARI 75 M³ VILEZ LOWER, PRERJA B-B



Investitor : Shoqëria Rajonale Ujësjellës Kanalizime
 Shkoder Sh.a
 Projekt Zbatimi: Ndërtimi i Ujësjellësit Bardhaj dhe Bledan
 Bashkia Shkoder

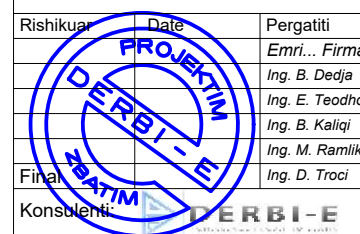
DEPO 75 M3

Skema teknologjike

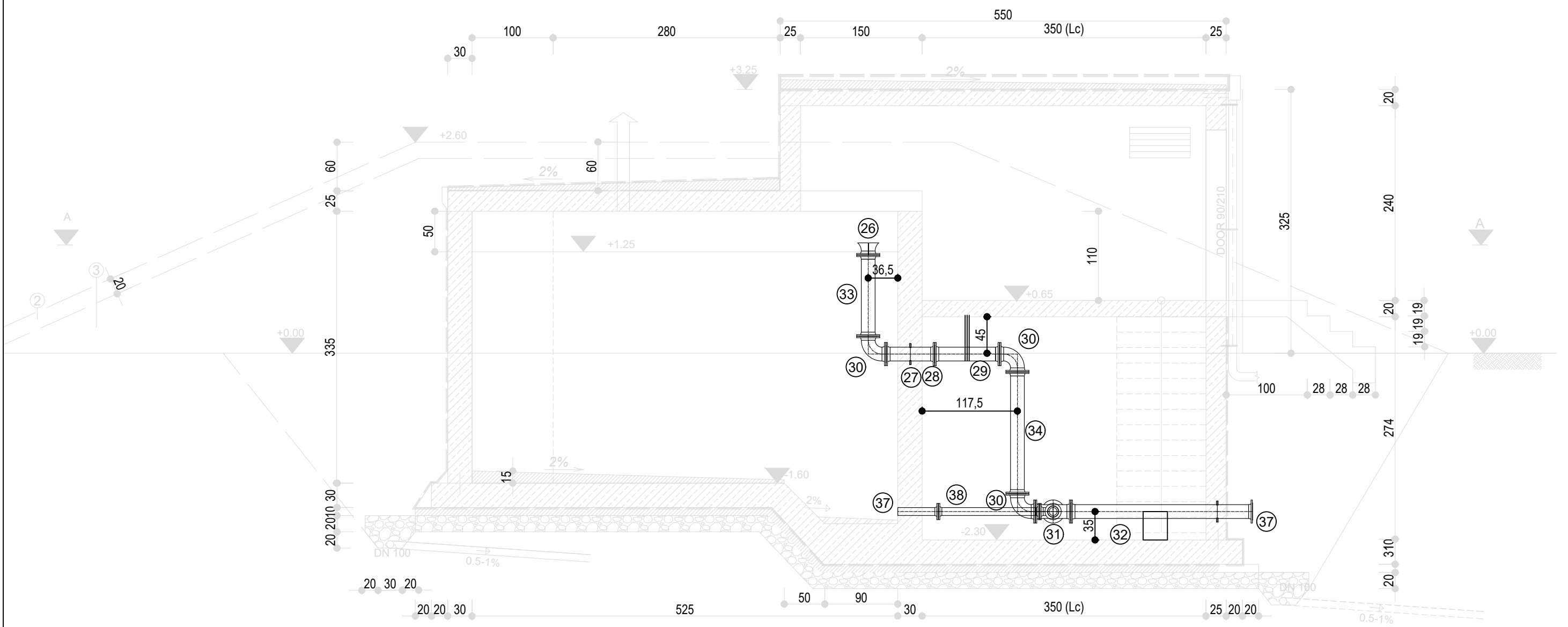
Rishikuar	Date	Pergatiti	Kontrolloi
		Emri... Firma...	Emri... Firma...
		Ing. B. Dedja	
		Ing. E. Teodhori	
		Ing. B. Kaliqi	
		Ing. M. Ramlika	
		Ing. D. Troci	

Final
 Konsulentit

Kodi i vizatimit: DP-75-25
 Shkalla: Shkalla
 Formati: A 3
 1



RESERVOIR 75 M³ VILEZ LOWER, SECTION C-C
 REZERVUARI 75 M³ VILEZ LOWER, PRERJA C-C



Investitor : Shoqëria Rajonale Ujësjetllës Kanalizime
 Shkoder Sh.a
 Projekt Zbatimi: Ndërtimi i Ujësjetllësit Bardhaj dhe Bledan
 Bashkia Shkoder

DEPO 75 M3

Skema teknologjike

Rishikuar	Date	Pergatiti	Kontrolloi
		Emri... Firma...	Emri... Firma...
		Ing. B. Dedja	
		Ing. E. Teodhori	
		Ing. B. Kaliqi	
		Ing. M. Ramlika	
		Ing. D. Troci	

Konsulentit: **PERBI-E**

Kodi i vizatimit	Shkalla	Formati	A 3
DP-75-26			1

PROJEKTI KONSTRUKTIV

TABELA E FLETEVE

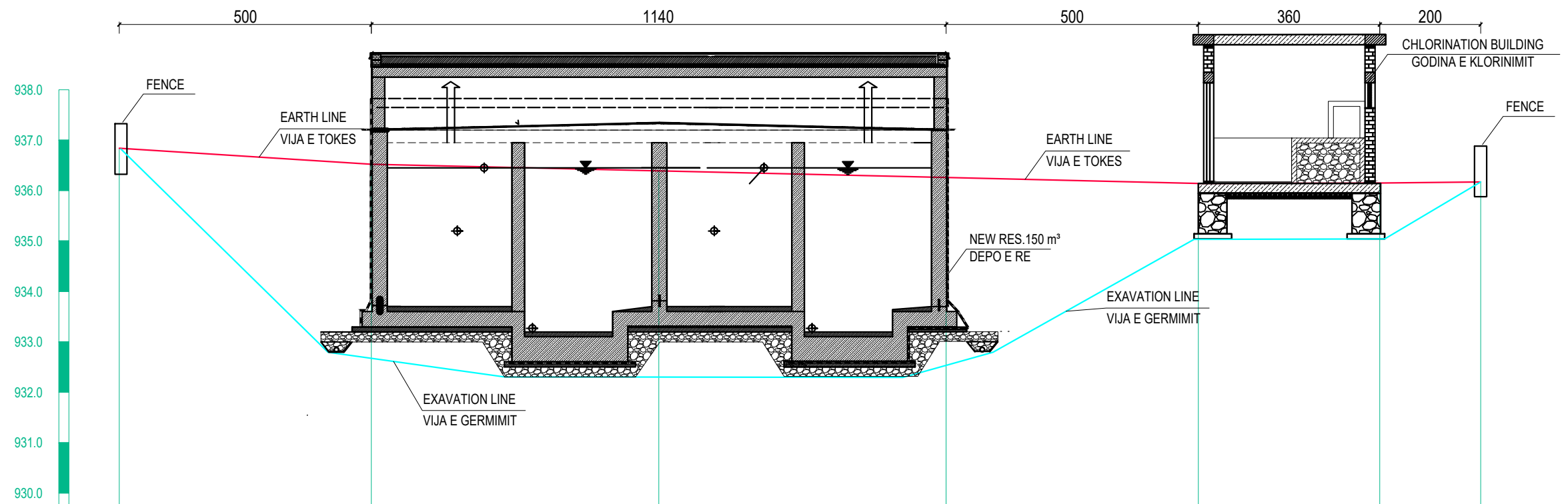
NR. I FLETES	EMERTIMI I FLETES
K-01	REZERVUARI 150 M ³ , SHENIME TEKNIKE DHE KONSTRUKTIVE
K-02	REZERVUARI 150 M ³ , PLANI I THEMELEVE
K-03	REZERVUARI 150 M ³ , PLLAKA E THEMELIT (zgara e poshtme)
K-04	REZERVUARI 150 M ³ , PLLAKA E THEMELIT (zgara e siperme)
K-05	REZERVUARI 150 M ³ , PAMJET E MUREVE B/A
K-06	REZERVUARI 150 M ³ , MURI B/A 1
K-07	REZERVUARI 150 M ³ , MURI B/A 2&4
K-08	REZERVUARI 150 M ³ , MURI B/A 3
K-09	REZERVUARI 150 M ³ , MURI B/A 5
K-10	REZERVUARI 150 M ³ , MURI B/A A&B
K-11	REZERVUARI 150 M ³ , MURI B/A C
K-12	REZERVUARI 150 M ³ , MURI B/A D
K-13	REZERVUARI 150 M ³ , PLANET E STRUKTURAVE
K-14	REZERVUARI 150 M ³ , ARMIMI I SOLETES KUOTA +0.65/+2.00
K-15	REZERVUARI 150 M ³ , ARMIMI I SOLETES KUOTA +3.25. TRAU T-1
K-16	REZERVUARI 150 M ³ , SHKALLET S-1 DHE S-2
K-17	REZERVUARI 150 M ³ , SHKALLET S-2, DETAJE. TABELA E MATERIALEVE

DETAILED PROJECT

TABLE OF CONTENT

Page no.	PAGE TITLE
K-01	RESERVOIR 150 M ³ , TECHNICAL AND STRUCTURAL NOTES
K-02	RESERVOIR 150 M ³ , FOUNDATION PLAN
K-03	RESERVOIR 150 M ³ , FOUNDATION LOWER REINFORCEMENT
K-04	RESERVOIR 150 M ³ , FOUNDATION UPPER REINFORCEMENT
K-05	RESERVOIR 150 M ³ , RC WALLS VIEW
K-06	RESERVOIR 150 M ³ , RC WALL 1
K-07	RESERVOIR 150 M ³ , RC WALL 2&4
K-08	RESERVOIR 150 M ³ , RC WALL 3
K-09	RESERVOIR 150 M ³ , RC WALL 5
K-10	RESERVOIR 150 M ³ , RC WALL A&B
K-11	RESERVOIR 150 M ³ , RC WALL C
K-12	RESERVOIR 150 M ³ , RC WALL D
K-13	RESERVOIR 150 M ³ , STRUCTURAL PLANS
K-14	RESERVOIR 150 M ³ , SLAB REINFORCEMENT LEVEL +0.65/+2.00
K-15	RESERVOIR 150 M ³ , SLAB REINFORCEMENT LEVEL +3.25. BEAM T-1
K-16	RESERVOIR 150 M ³ , STAIRS S-1 AND S-2
K-17	RESERVOIR 150 M ³ , STAIRS S-2, DETAILS. TABLE OF MATERIALS

PRERJA 1 -1 E PLANIMTERISE SE PERGJITHESHME TE DEPOS 150m³



GROUND ELEVATION KUOTA E TOKES	936.84	936.52	936.39	936.26	936.14	936.15	936.17
CUMULATIVE DISTANCE DIST. PROGRESIVE		5.0	5.7	5.7	5.0	3.6	2.0
PARTIAL DISTANCE DIST. PJESORE	0.0	5.0	10.7	16.4	21.4	25.0	27.0

Investitor :
BASHKIA SHKODËR
Projekt Zbatimi Furnizimi me uje i Fshatrave Bardhaj, Bleran me puse shpimi ne Njesine Administrative Bardhaj, Bashkia Shkoder

DEPO 150 m3

Prerje depo 150m3

Rishikuar	Date	Pergatiti	Kontrolloi
		Emri... Firma...	Emri... Firma...
		Ing. B. Dedja	
		Ing. E. Teodhori	
		Ing. B. Kalliq	
		Ing. M. Ramlika	
		Ing. D. Troci	
Final			Miratoi
Konsulent:		PROJEKTI DERBI-E	
Kodi i vizatimit	Shkalla	Formati	A 3
	1:100		1

DESIGN STANDARTS AND APPLIED LOADS:

- 1- Design Codes - Albanian Code KTP 89 and Eurocode.
- 2- The structure's lifetime - 50 years.
- 3- The software used for calculations is SAP2000 V14
- 4- Applied loads:
 - a) Dead loads (G)
 - Structure's self weight
 - Dead loads on roofs
 - Dead loads of sloping cement layer
 - Dead loads of plastering layers
 - Dead loads of tiling and cement layers of floors
 - Dead loads of earth (terrain)
 - b) Live loads (P)
 - Underneath water pressure
 - Water pressure
 - Service loads
 - c) Seismic loads

STANDARTET E PROJEKTIMIT DHE NGARKESAT E APLIKUARA:

- 1- Kodet projektimit - Kodi Shqipitar KTP 89 dhe Eurocode.
- 2- Jetegjatesia e struktures - 50 vjet.
- 3- Programi i perdorur per llogaritje - SAP2000 V14
- 4- Ngarkesat e aplikuar:
 - a) **Ngarkesat e perhereshme (G)**
 - Pesha e struktures
 - Ngarkesa mi solete
 - Ngarkesa e shtreses se cimentos
 - Ngarkesa e shtreses sesuvaimit
 - Ngarkesa e pllakave dhe strukturave te cimentos
 - Ngarkesa e tokes
 - b) **Forcat e jashteme (P)**
 - Presioni i ujerave nentokesore
 - Presioni i ujit
 - Ngarkesa e sherbimit
 - c) **Ngarkesa sizmike**

SHENIME TEKNIKE:

Gjate realizimit te punimeve konstruktive detyrimisht te perdoren pervec projektit konstruktiv edhe projekti arkitektonik dhe teknologjik me qellimin e evitimit te gabimeve te mundshme ne zbatim.

Gjate realizimit te germimit te themeleve te merren masa per ruajtjen e qendrueshmerise se skarpatave, ne konsultim me konstruktorin dhe gjeologun.

Ne rastet e vendosjes se tabanit te themeleve ne shtresa gjeologjike te dobeta, duhet te realizohet perforcimi i tabanit pasi te jete hequr shtresa e dobet.

Me perfundimin e germimit, duhet te plotesohet proces-verbali i tabanit te themelit me prezence te konstruktorit dhe gjeologut. Vetem pasi te jete plotesuar ky proces-verbal do te vazhdohet me realizimin e shtreses me zhavor te ngjeshur.

Ne rast se gjate zbatimit ndryshohen kuotat e sistemimit, detyrimisht duhen njoftuar projektuesit per reflektimet e nevojshme per mos cenimin e kushteve te punes se themelit.

Te realizohen te gjitha detajet konstruktive te dhena ne projekt duke u respektuar kushtet teknike te zbatimit.

Gjate realizimit te strukturave te lihen vrimat e instalimeve te tubave duke zbatuar detajet perforcuese te armimit te tyre.

1. Betoni i perdorur te jete i klases C 30/37, klasa e ekspozimit XD2.
2. Hekuri qe do te perdoret te jete i tipit S 500.
3. Shtresa mbrojtese te mos jete me e vogel se vlera e treguar ne secilen flete te projektit.
4. Per shufrat me gjatesi variabel ne tebele eshte marre gjatesia mesatare e tyre.
5. Ne rast mosperputhjeje te dimensioneve te behen verifikimet me dimensionet e arkitektures dhe te behen konsultime me grupin e projektimit.
6. Betoni i varfer i te jete i klases C12/15.
7. Zhavori i perdorur te jete i ruluar CBR=50%.
8. Toka natyrale poshte shtreses te zhavorit te ngjishet deri ne CBR=30%.
9. Grepate e stafave te inkastrohen ne beton duke i kthyer me kend 35°(45°).

TECHNICAL NOTES:

During the execution of the work must be consulted the architectural and technological drawings besides structural drawings in order to avoid any possible mistake.

During the excavation for the foundation must be taken care of slope stability, consulting both structural and geological engineers.

If during the execution of the work is found loose layer for supporting the foundation, the treatment of these layers must be applied, by replacing it.

The real condition of foundation supporting layer must be documented by site engineers and signed by structural and geological engineers. After this documentation is completed, the execution work can continue with the gravel layer.

If case of changing the foundation and/or surrounding terrain levels, the structural engineer must be notified in order to make the appropriate modifications.

All given structural details must be realized in accordance with executional code requirements.

During the execution work pay attention to the pipe holes and apply correctly the details of opening reinforcements.

1. Concrete class should be C30/37, exposition class XD2.
2. Steel class should be S 500.
3. The concrete cover layer of the reinforcement shall not be less than the value showed on project pages.
4. For steel bars with variabel length for quantity is taken the average length.
5. In case of inconsistency of dimensions should verify them with architecture dimensions and should consult with project design team.
6. Lean concrete layer under plate should be C12/15.
7. Gravel should be compress by roller until CBR=50%.
8. Natural land under gravel layer should be compressed until CBR=30%.
9. The hooks of all stirrups must be bent (anchored) in concrete under a bent angle of 35°(45°).

KUSHTET GJEOLIGO-INXHINIERIKE

Ne baze te raportit gjeologo-inxhinierik te hartuar nga ing. Gjon Leka ne Tetor 2017, strukturat jane llogaritur te mbeshtetura ne shtresen gjeologjike Nr. 2 me keto te dhena:

Perberja granulometrike		
Fraksioni argjilor	<0.002 mm	28.70 %
Fraksioni pluhuror	0.002-0.05 mm	49.60 %
Fraksioni rere	>0.05 mm	21.70 %
Pesha volumore ne gjendje natyrale	$\Delta = 2.0 \text{ T/m}^3$	
Kendi I ferkimit te brendshem	$\phi = 25^\circ$	
Kohezion	$C = 0.35 \text{ kg/cm}^2$	
Moduli i deformacionit	$E13 = 200 \text{ kg/cm}^2$	
Ngarkesa e lejuar ne shtypje	$\sigma = 2.0 \text{ kg/cm}^2$	

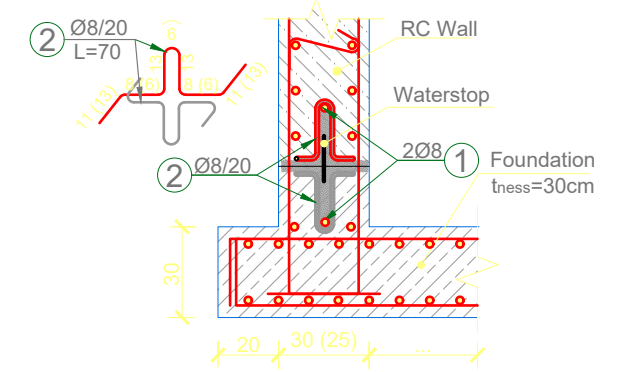
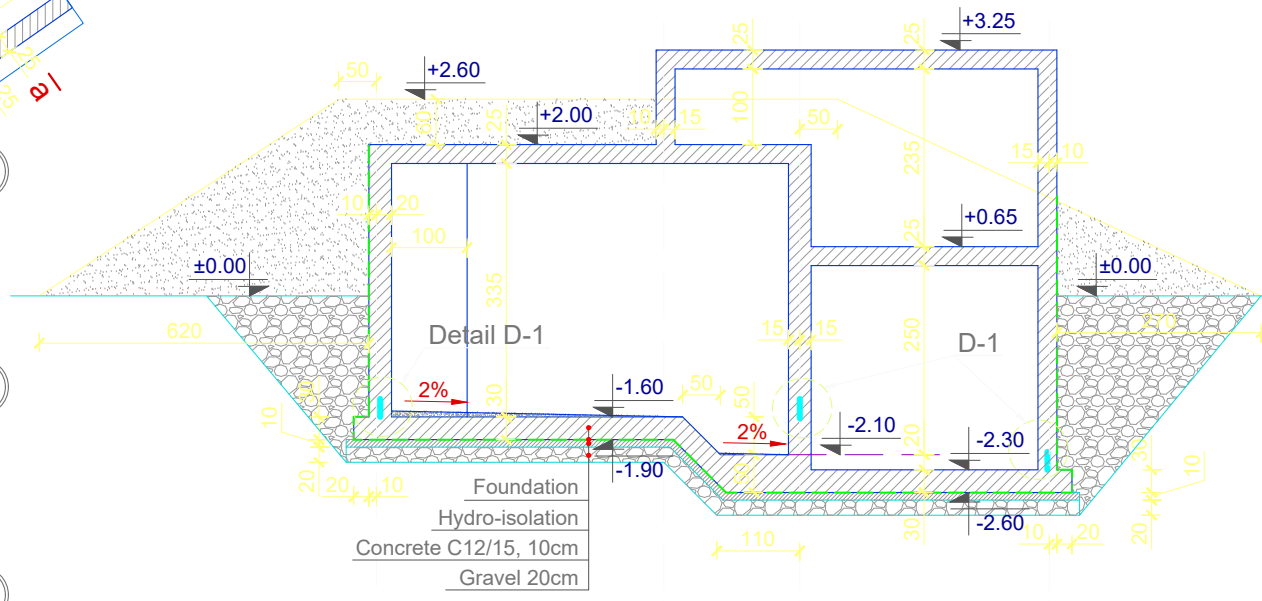
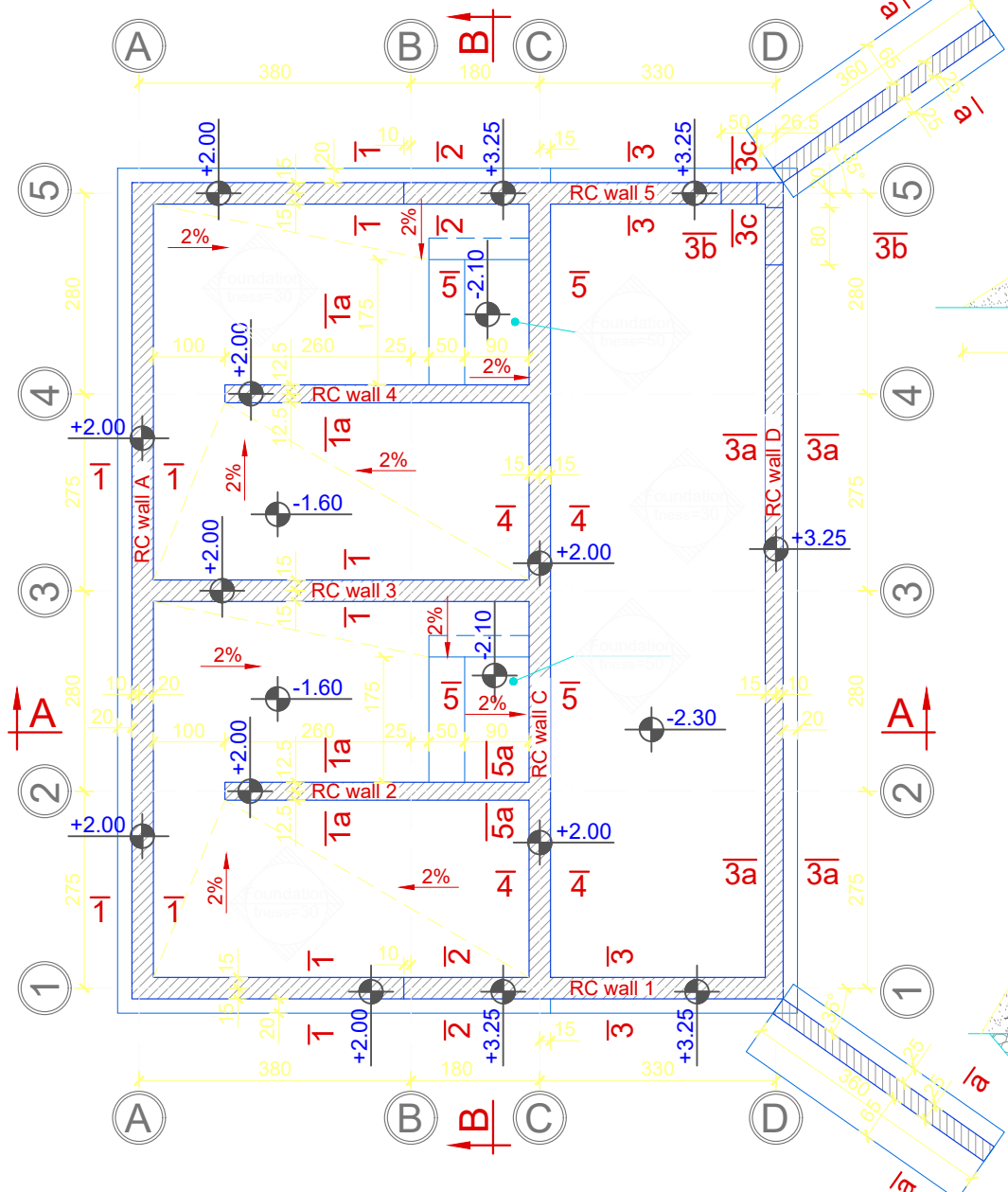
Investitor : Shoqëria Rajonale Ujësjellës Kanalizime Shkoder Sh.a			
Projekt Zbatimi: Ndërtimi i Ujësjellësit Bardhaj dhe Bledan Bashkia Shkoder			
DEPO 150 m3			
Shenime teknike			
Rishikuar	Date	Pergatiti	Kontrolloi
		Emri... Firma...	Emri... Firma...
		Ing. B. Dedja	
		Ing. E. Teodhori	
		Ing. B. Kallqi	
		Ing. M. Ramlika	
		Ing. D. Troci	
Financuar			Miratoi
Konsulent:			
Kodi i vizatimit	Shkalla	Formati	A 3
K-01	1:100		1

FOUNDATION PLAN -1.60 ÷ -2.30, Sc. 1:100

SECTION A-A, Sc. 1:100

DETAIL D-1

Reinforcement for protection of waterstop, Sc. 1:25



SECTION B-B, Sc. 1:100

Section a-a, sc. 1:50

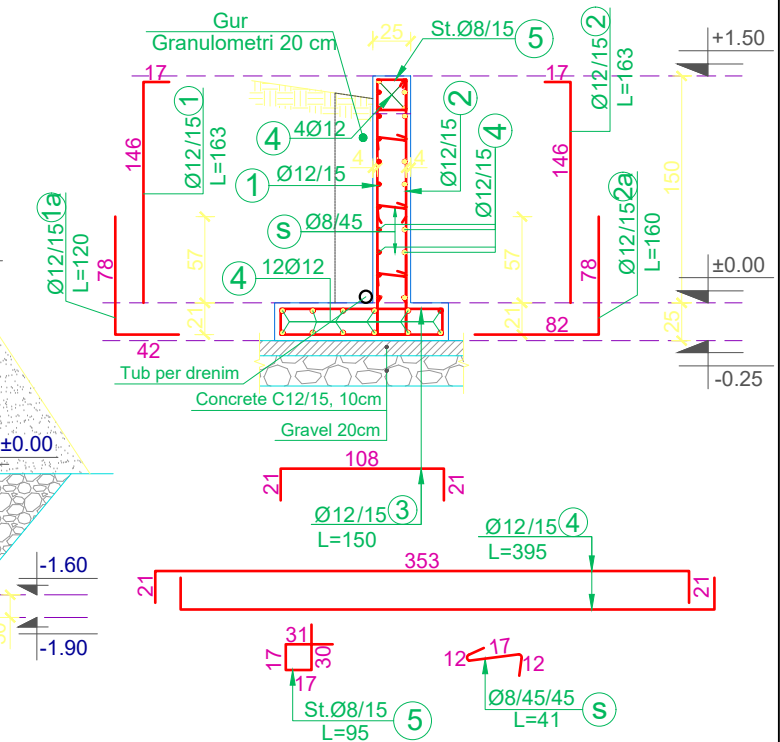
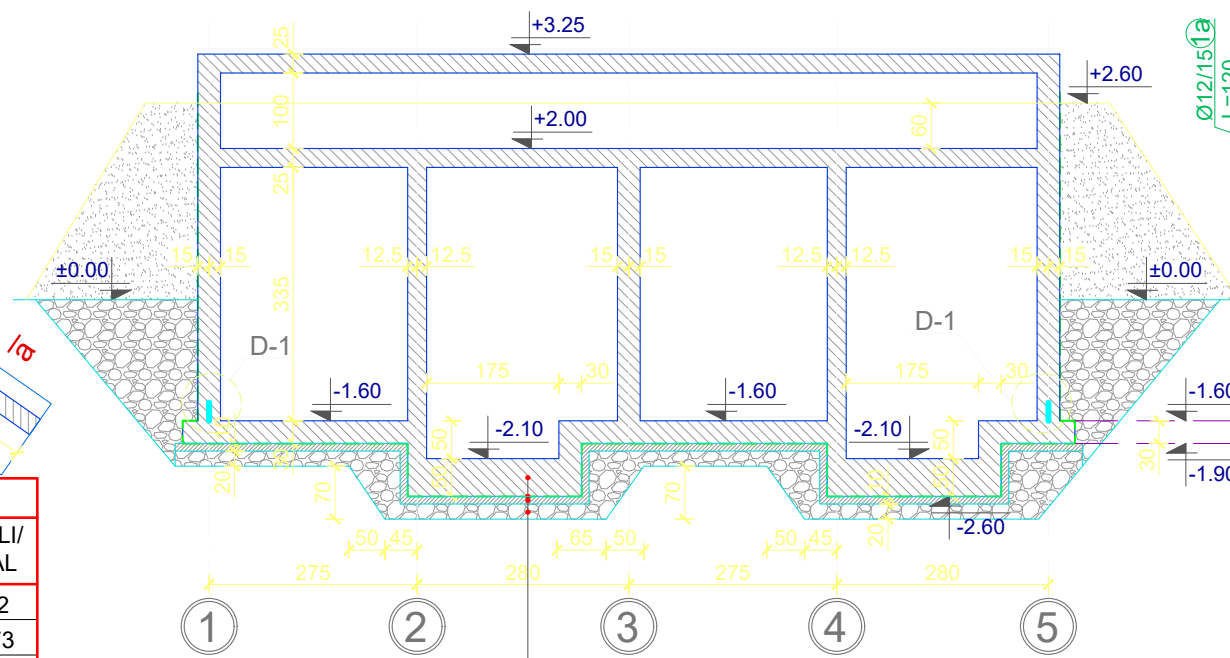


TABELA E SPECIFIKIMIT TE ARMATURES / TABLE OF REINFORCEMENT

Lloji Type	Sasia Pieces	Poz. Element	d	l (cm)	cope quantity	L (m)	Pesha/nj weight/unit	Pesha / Weight	TOTAL/ TOTAL
D-1	1	1	8	1200	9	108.00	0.395	42.62	42.62
		2	8	70	524	366.80	0.395	144.73	144.73
									187.35
Prejira a-a / Section a-a	2	1	12	163	24	39.12	0.888	34.73	69.46
		1a	12	120	24	28.80	0.888	25.57	51.14
		2	12	163	24	39.12	0.888	34.73	69.46
		2a	12	160	24	38.40	0.888	34.09	68.18
		3	12	150	24	36.00	0.888	31.96	63.92
		4	12	395	34	134.30	0.888	119.23	238.47
		5	8	95	24	22.80	0.395	9.00	17.99
s	8	41	24	9.84	0.395	3.88	7.77		
									586.40

Foundation
Hydro-isolation
Concrete C12/15, 10cm
Gravel 20cm

NOTE:
Refer to architectural project for Waterstop position.
CONCRETE: C30/37
STEEL: S500
CONCRETE COVER: a=4cm

Investitor : Shoqëria Rajonale Ujësjellës Kanalizime Shkoder Sh.a

Projekt Zbatimi: Ndërtimi i Ujësjellësit Bardhaj dhe Bledan Bashkia Shkoder

DEPO 150 m3

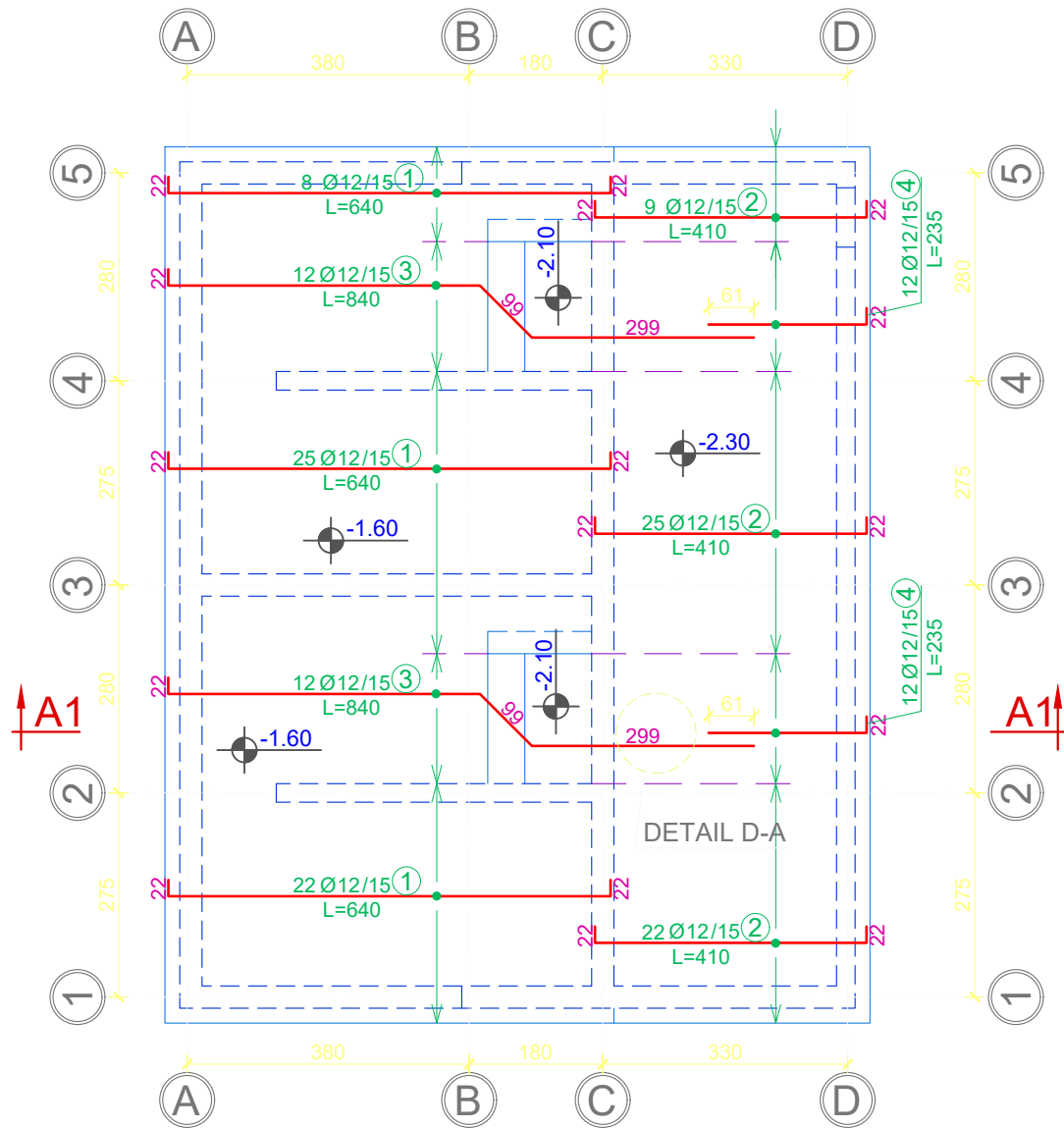
Plani i themeleve

Rishikuar	Date	Pergatiti	Kontrolloi
		Emri... Firma...	Emri... Firma...
		Ing. B. Dedja	
		Ing. E. Teodhori	
		Ing. B. Kaliqi	
		Ing. M. Ramlika	
		Ing. D. Troci	

Firma Konsulentit: **DERBI-E**

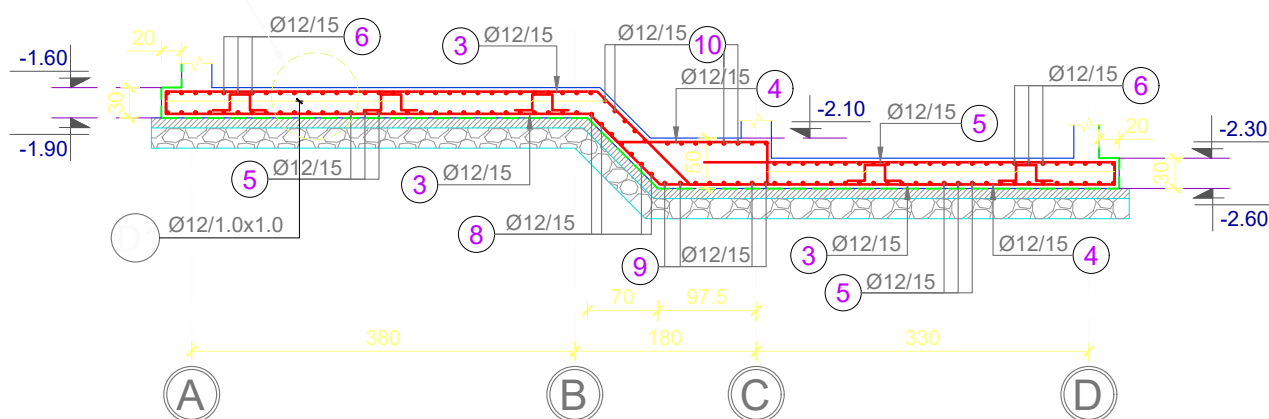
Kodi i vizatimit: K-02 Shkalla: 1:100 Formati: A3 Nr. i bllokut: 1

FOUNDATION LOWER REINFORCEMENT
LEVEL -1.60 ÷ -2.30 (direction 1), Sc. 1:100

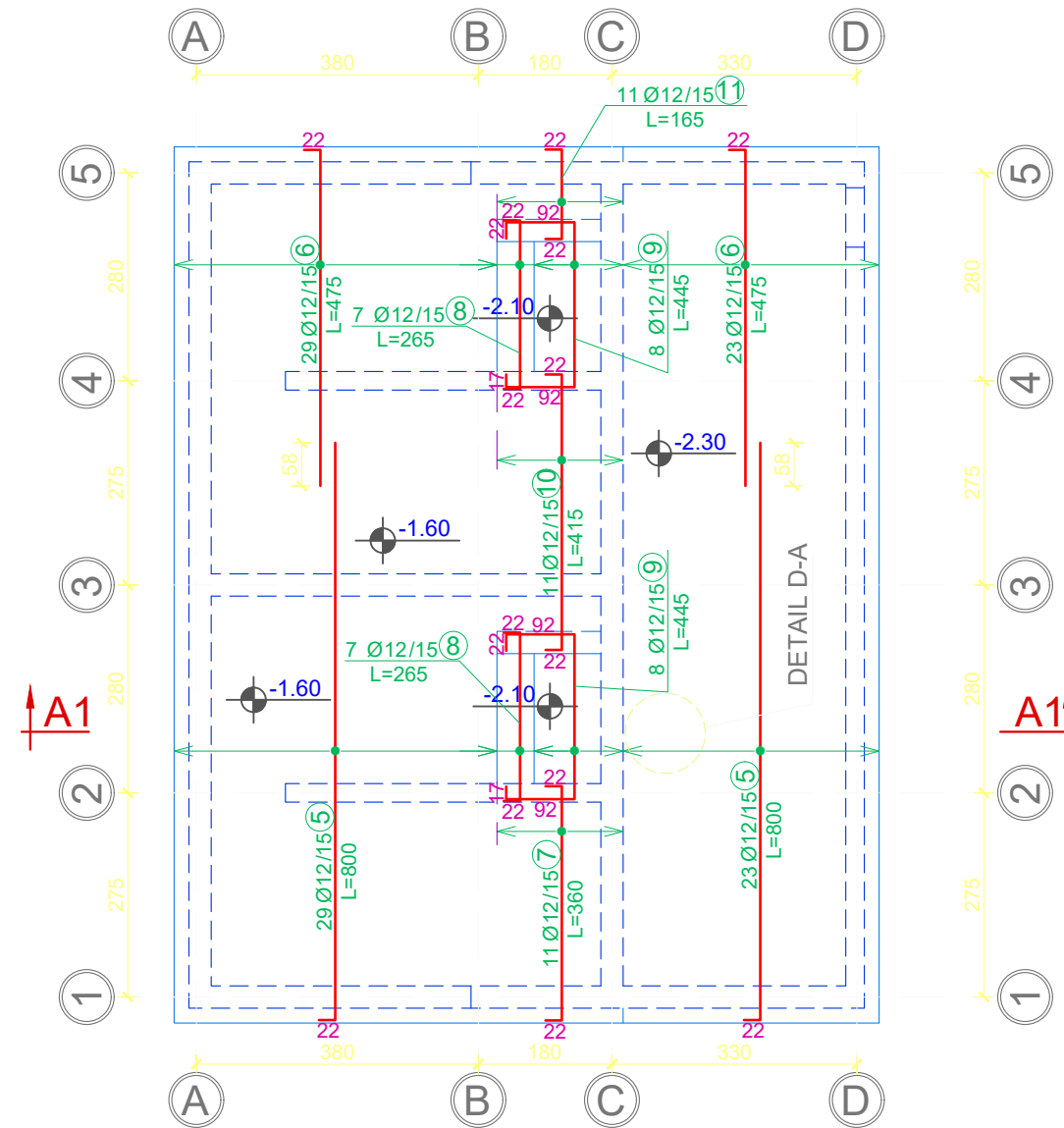


Detail D-A

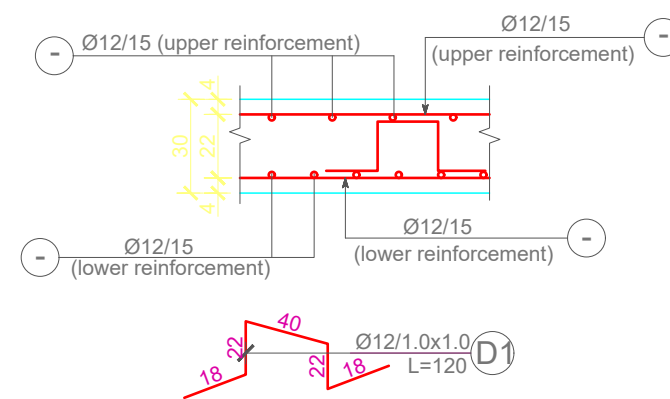
SECTION A1-A1, Sc. 1:75



FOUNDATION LOWER REINFORCEMENT
LEVEL -1.60 ÷ -2.30 (direction 2), Sc. 1:100



DETAIL D-A, Sc. 1:25



NOTE:
The table of materials is
displayed on page K-04.

CONCRETE: C30/37
STEEL: S500
CONCRETE COVER: a=4cm

Investitor : Shoqëria Rajonale Ujësjellës Kanalizime
Shkoder Sh.a

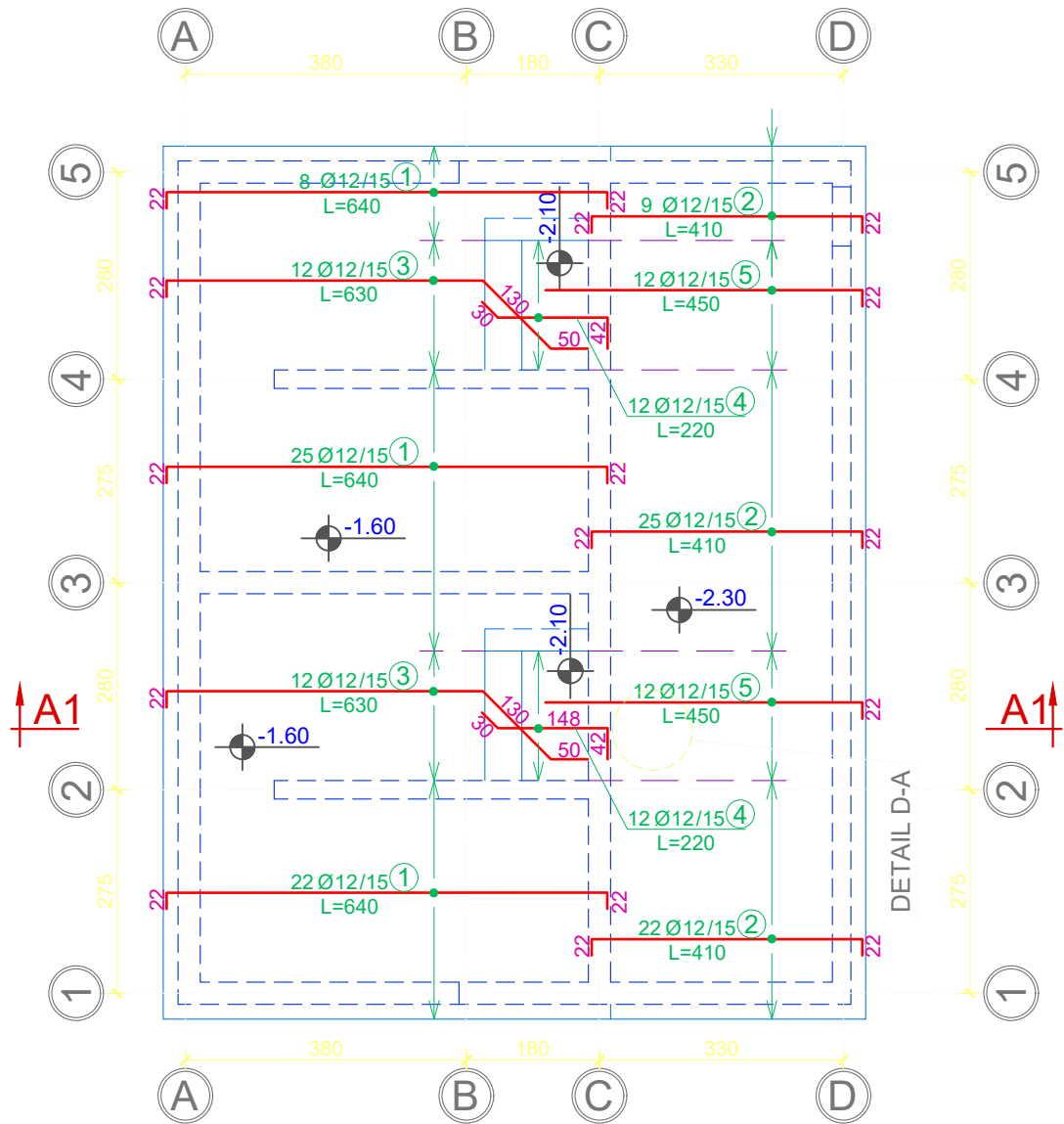
Projekt Zbatimi: Ndërtimi i Ujësjellësit Bardhaj dhe Bledan
Bashkia Shkoder

DEPO 150 m3

PLLAKE E THEMELIT (zgara e poshtme)

Rishikuar	Date	Pergatiti	Kontrolloi
		Emri... Firma...	Emri... Firma...
		Ing. B. Dedja	
		Ing. E. Teodhori	
		Ing. B. Kaliqi	
		Ing. M. Ramlika	
		Ing. D. Troci	
Firma			1 : 50
Konsulent			02/2018
			Miratoi
Kodi i vizatimit	Shkalla	Formati	A 3
K-03	1:100		1

FOUNDATION UPPER REINFORCEMENT
LEVEL -1.60 ÷ -2.30 (direction 1), Sc. 1:100



FOUNDATION UPPER REINFORCEMENT
LEVEL -1.60 ÷ -2.30 (direction 2), Sc. 1:100

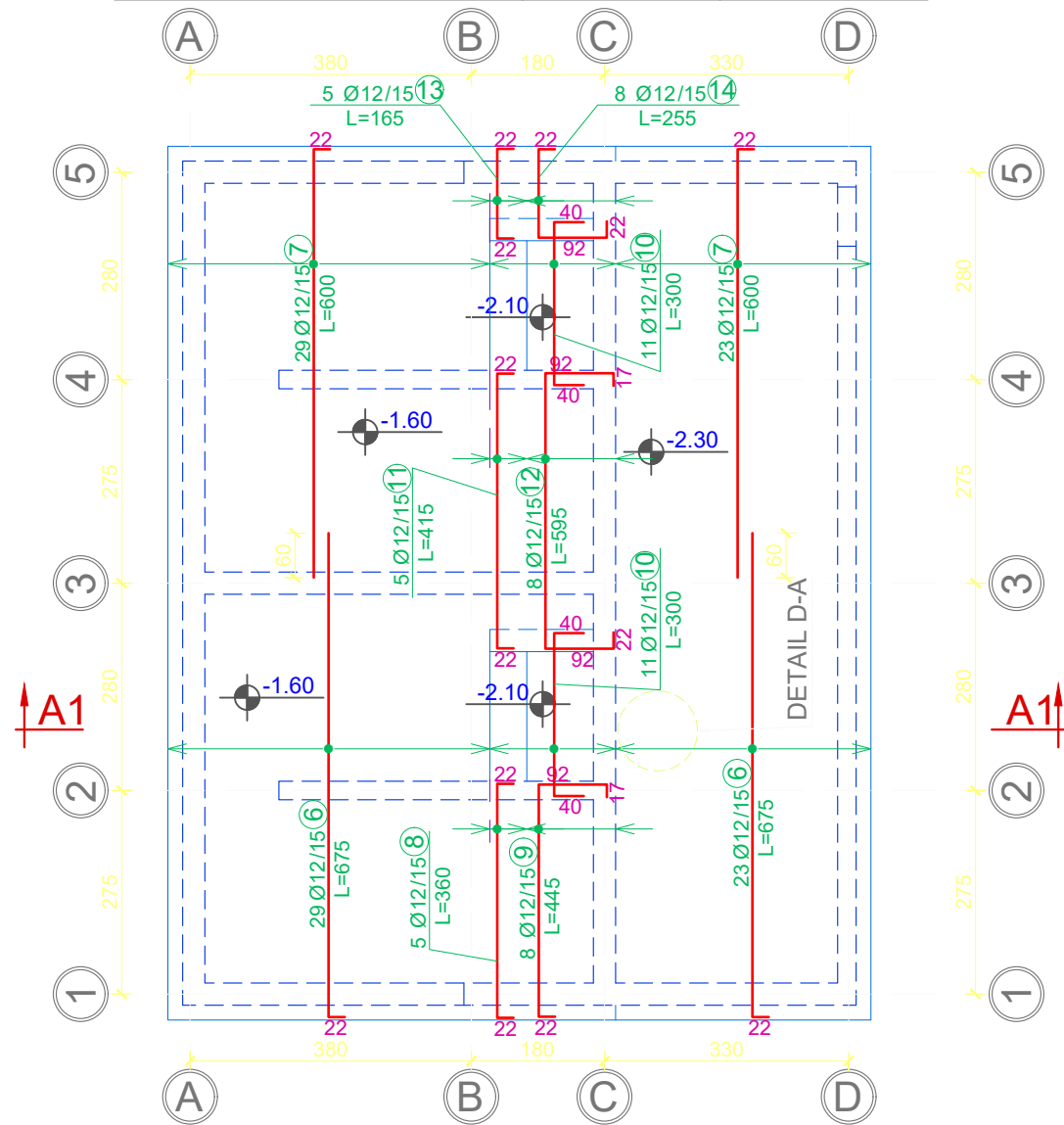


TABELA E SPECIFIKIMIT TE ARMATURES / TABLE OF REINFORCEMENT									
Lloji Type	Sasia Pieces	Poz. Element	d	l (cm)	cope quantity	L (m)	Pesha/nj weight/unit	Pesha / Weight	TOTAL/ TOTAL
Pllaka e themelit / Foundation (zgara e poshtme / lower reinforcement)	1	1	12	640	55	352.0	0.888	312.51	312.51
		2	12	410	56	229.6	0.888	203.84	203.84
		3	12	840	24	201.6	0.888	178.98	178.98
		4	12	235	24	56.40	0.888	50.07	50.07
		5	12	800	52	416	0.888	369.33	369.33
		6	12	475	52	247	0.888	219.29	219.29
		7	12	360	11	39.6	0.888	35.16	35.16
		8	12	265	14	37.1	0.888	32.94	32.94
		9	12	445	16	71.2	0.888	63.21	63.21
		10	12	415	11	45.7	0.888	40.53	40.53
		11	12	165	11	18.2	0.888	16.11	16.11
		D1	12	120	113	135.6	0.888	120.39	120.39
									1642.37

TABELA E SPECIFIKIMIT TE ARMATURES / TABLE OF REINFORCEMENT									
Lloji Type	Sasia Pieces	Poz. Element	d	l (cm)	cope quantity	L (m)	Pesha/nj weight/unit	Pesha / Weight	TOTAL/ TOTAL
Pllaka e themelit / Foundation (zgara e sipërme / upper reinforcement)	1	1	12	640	55	352.0	0.888	312.51	312.51
		2	12	410	56	229.6	0.888	203.84	203.84
		3	12	630	24	151.2	0.888	134.24	134.24
		4	12	220	24	52.8	0.888	46.88	46.88
		5	12	450	24	108	0.888	95.88	95.88
		6	12	675	52	351	0.888	311.62	311.62
		7	12	600	52	312	0.888	277.00	277.00
		8	12	360	5	18	0.888	15.98	15.98
		9	12	445	8	35.60	0.888	31.61	31.61
		10	12	300	22	66	0.888	58.60	58.60
		11	12	415	5	20.75	0.888	18.42	18.42
		12	12	595	8	47.60	0.888	42.26	42.26
		13	12	165	5	8.25	0.888	7.32	7.32
		14	12	255	8	20.40	0.888	18.11	18.11
									1574.28

NOTE:
Section A1-A1 is displayed on page K-03.

CONCRETE: C30/37
STEEL: S500
CONCRETE COVER: a=4cm

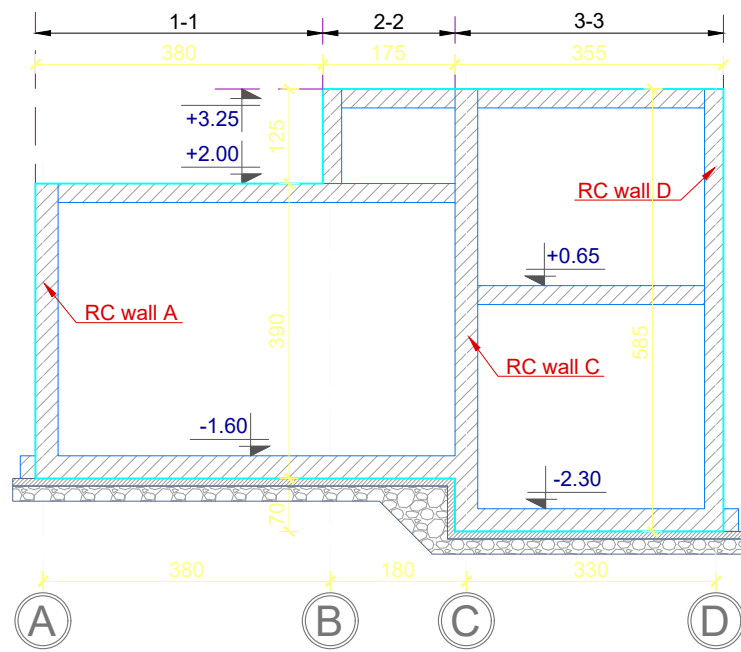
Investitor : Shoqëria Rajonale Ujësjellës Kanalizime Shkoder Sh.a
Projekt Zbatimi: Ndërtimi i Ujësjellësit Bardhaj dhe Bledan Bashkia Shkoder

DEPO 150 m3

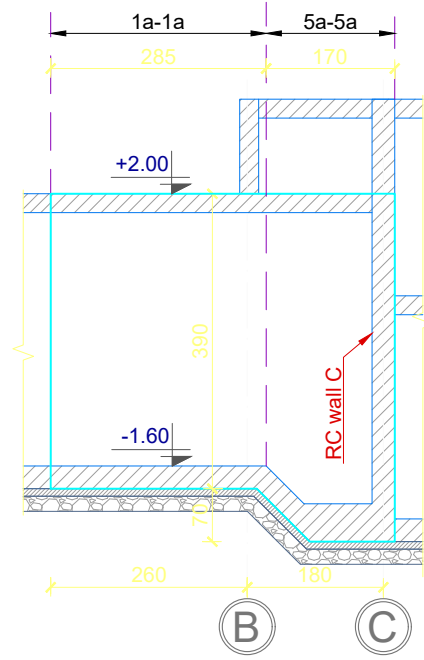
PLLAKA E THEMELIT (zgara e sipërme)

Rishikuar	Date	Pergatiti	Kontrolloi
		Emri... Firma...	Emri... Firma...
		Ing. B. Dedja	
		Ing. E. Teodhori	
		Ing. B. Kaliqi	
		Ing. M. Ramlika	
		Ing. D. Troci	
Financuar nga			Miratoi
Konsulent			
Kodi i vizatimit	Shkalla	Formati	A 3
K-04	1:50		1

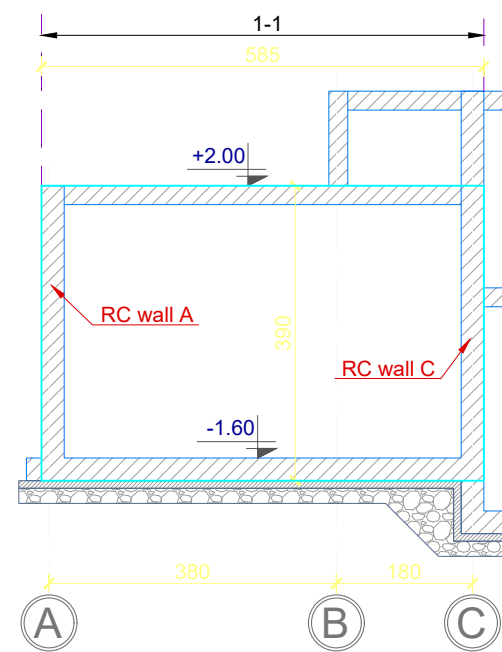
RC wall 1, Sc. 1:100



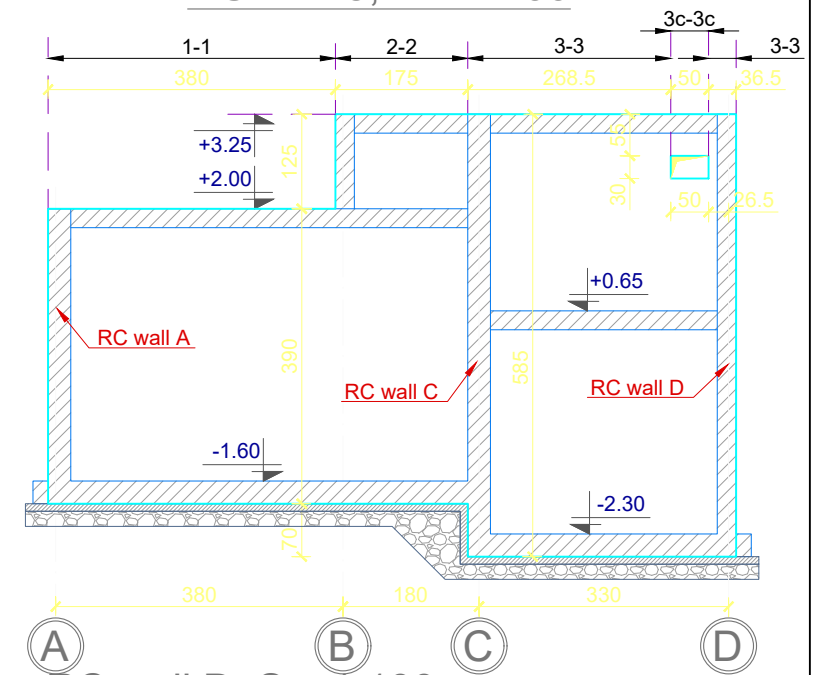
RC wall 2 & 4, Sc. 1:100



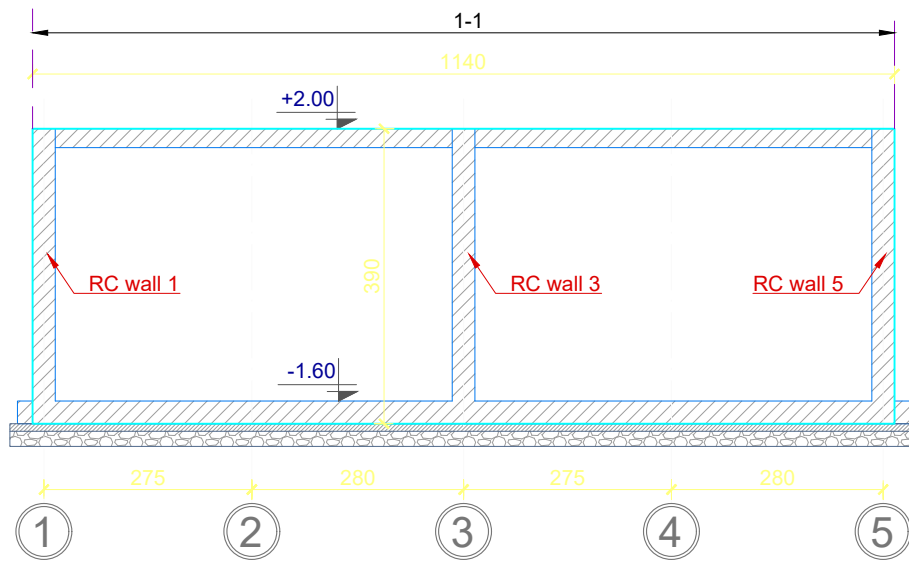
RC wall 3, Sc. 1:100



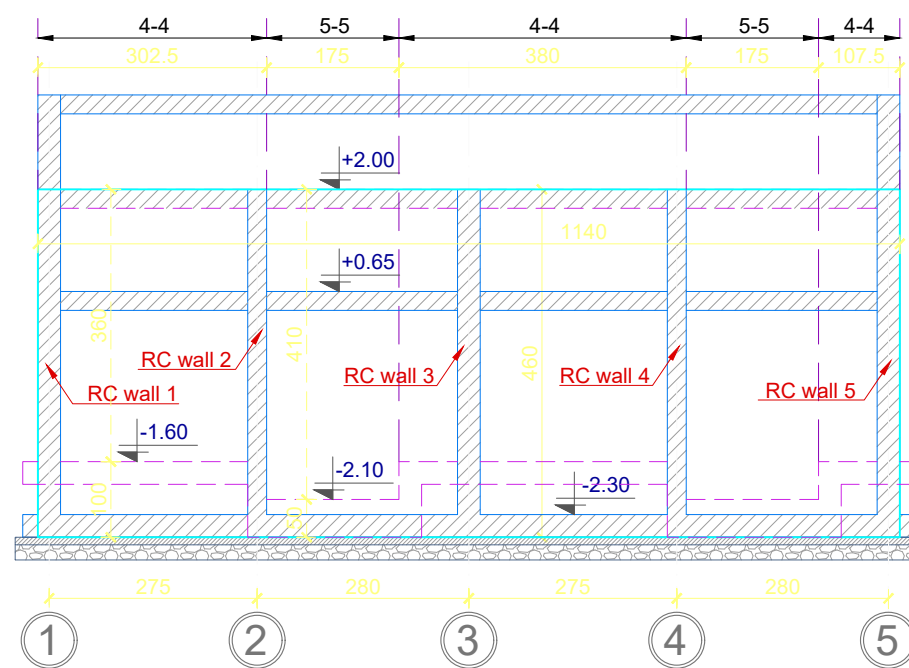
RC wall 5, Sc. 1:100



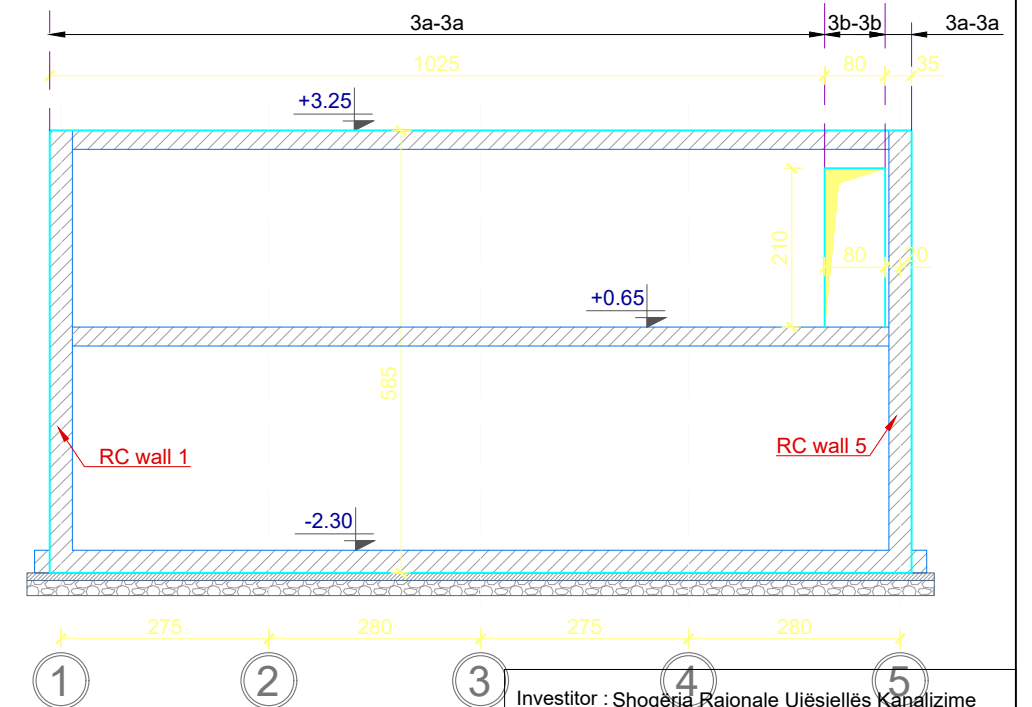
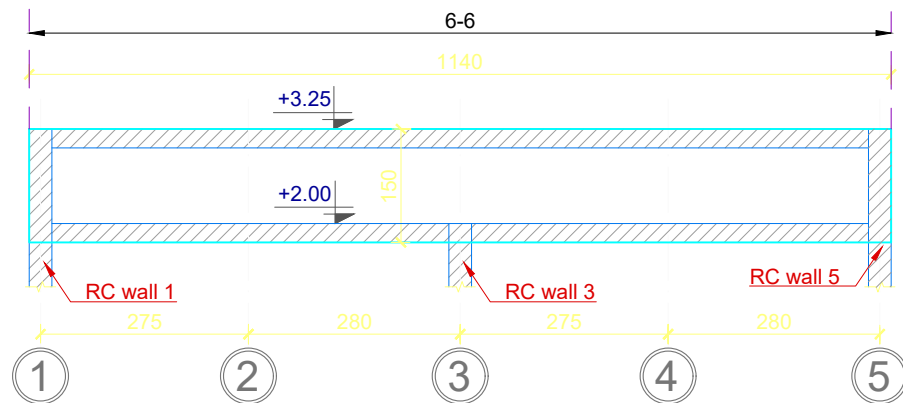
RC wall A, Sc. 1:100



RC wall C, Sc. 1:100



RC wall B, Sc. 1:100



NOTE!

1. Refer to architectural project for the positioning and dimensions of openings.
2. Details of openings reinforcement are displayed on page K-13.

CONCRETE: C30/37
STEEL: S500
CONCRETE COVER: a=4cm

Investitor : Shoqëria Rajonale Ujësjellës Kanalizime Shkoder Sh.a

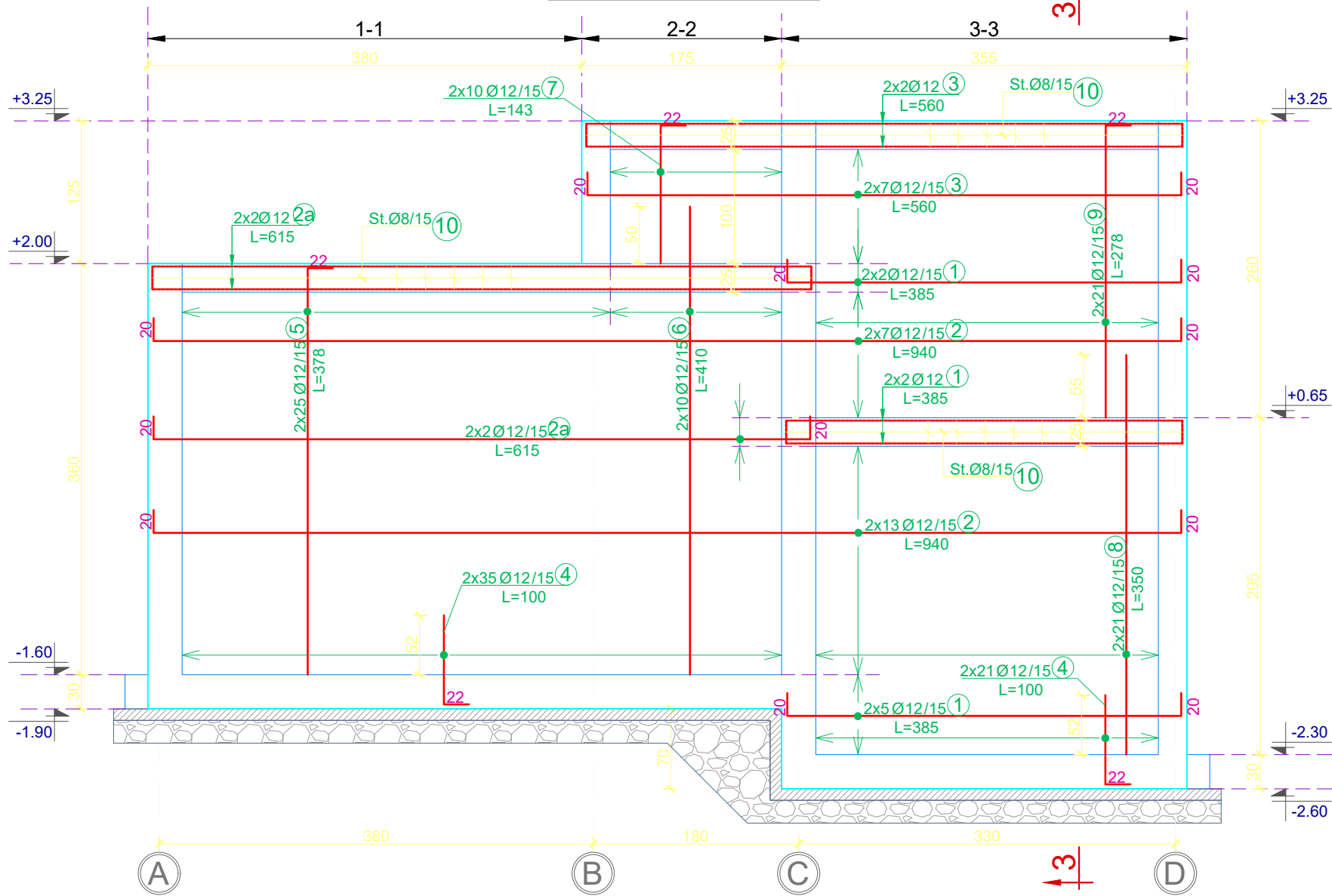
Projekt Zbatimi: Ndërtimi i Ujësjellësit Bardhaj dhe Bledan Bashkia Shkoder

DEPO 150 m3

PAMJET E MUREVE B/A

Rishikuar	Date	Pergatiti	Kontrolloi
		Emri... Firma...	Emri... Firma...
		Ing. B. Dedja	
		Ing. E. Teodhori	
		Ing. B. Kaliqi	
		Ing. M. Ramlika	
		Ing. D. Troci	
Financuar nga			Miratoi
Konsulent		DERBI-E	
Kodi i vizatimit	Shkalla	Formati	A 3
K-05	1:50		1

RC wall 1, Sc. 1:50



Section 3-3, sc. 1:50

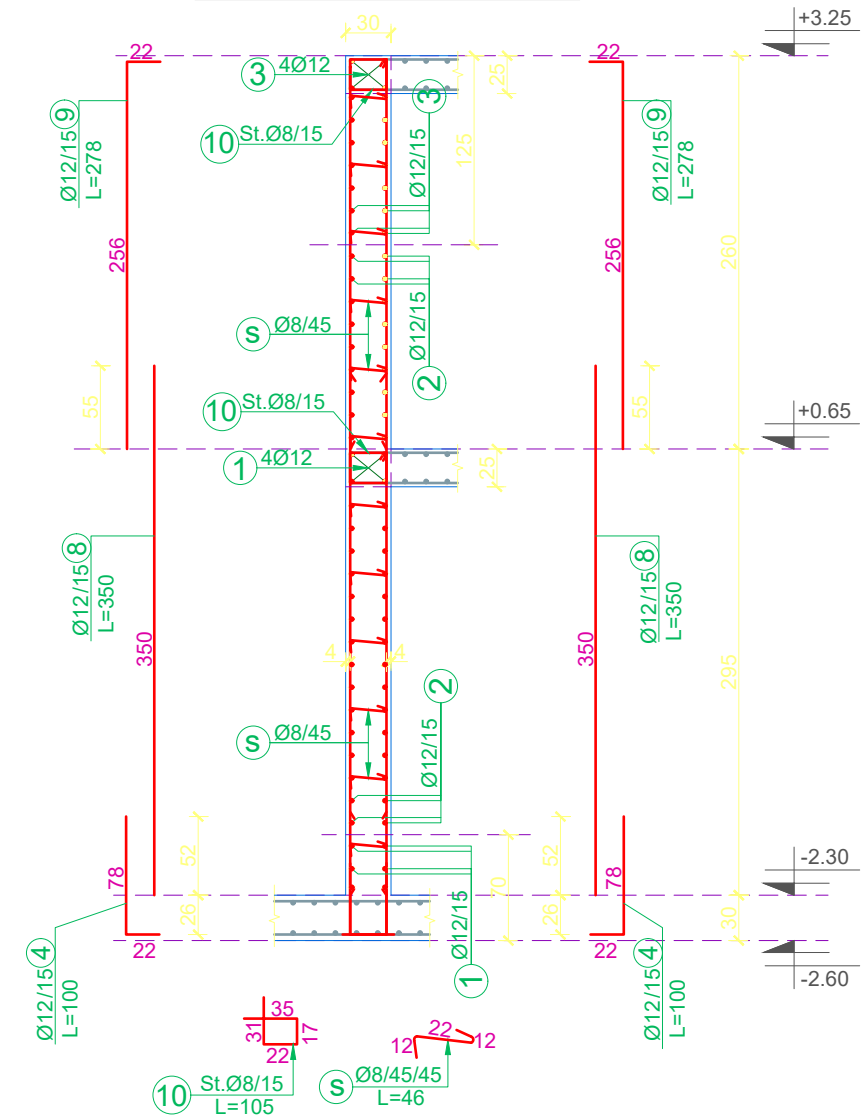


TABELA E SPECIFIKIMIT TE ARMATURES / TABLE OF REINFORCEMENT

Lloji Type	Sasia Pieces	Poz. Element	d	l (cm)	cope quantity	L (m)	Pesha/nj weight/unit	Pesha / Weight	TOTAL/ TOTAL
RC wall 1	1	1	12	385	18	69.30	0.888	61.53	61.53
		2	12	940	40	376.00	0.888	333.82	333.82
		2a	12	615	8	49.20	0.888	43.68	43.68
		3	12	560	18	100.80	0.888	89.49	89.49
		4	12	100	112	112.00	0.888	99.44	99.44
		5	12	378	50	189.00	0.888	167.80	167.80
		6	12	410	20	82.00	0.888	72.80	72.80
		7	12	143	20	28.60	0.888	25.39	25.39
		8	12	350	42	147.00	0.888	130.51	130.51
		9	12	278	42	116.76	0.888	103.66	103.66
10	8	105	89	93.45	0.395	36.87	36.87		
s	8	46	202	92.92	0.395	36.66	36.66		
									1201.65

CONCRETE: C30/37
 STEEL: S500
 CONCRETE COVER: a=4cm

Investitor : Shoqëria Rajonale Ujësjellës Kanalizime Shkoder Sh.a

Projekt Zbatimi: Ndërtimi i Ujësjellësit Bardhaj dhe Bledan Bashkia Shkoder

DEPO 150 m3

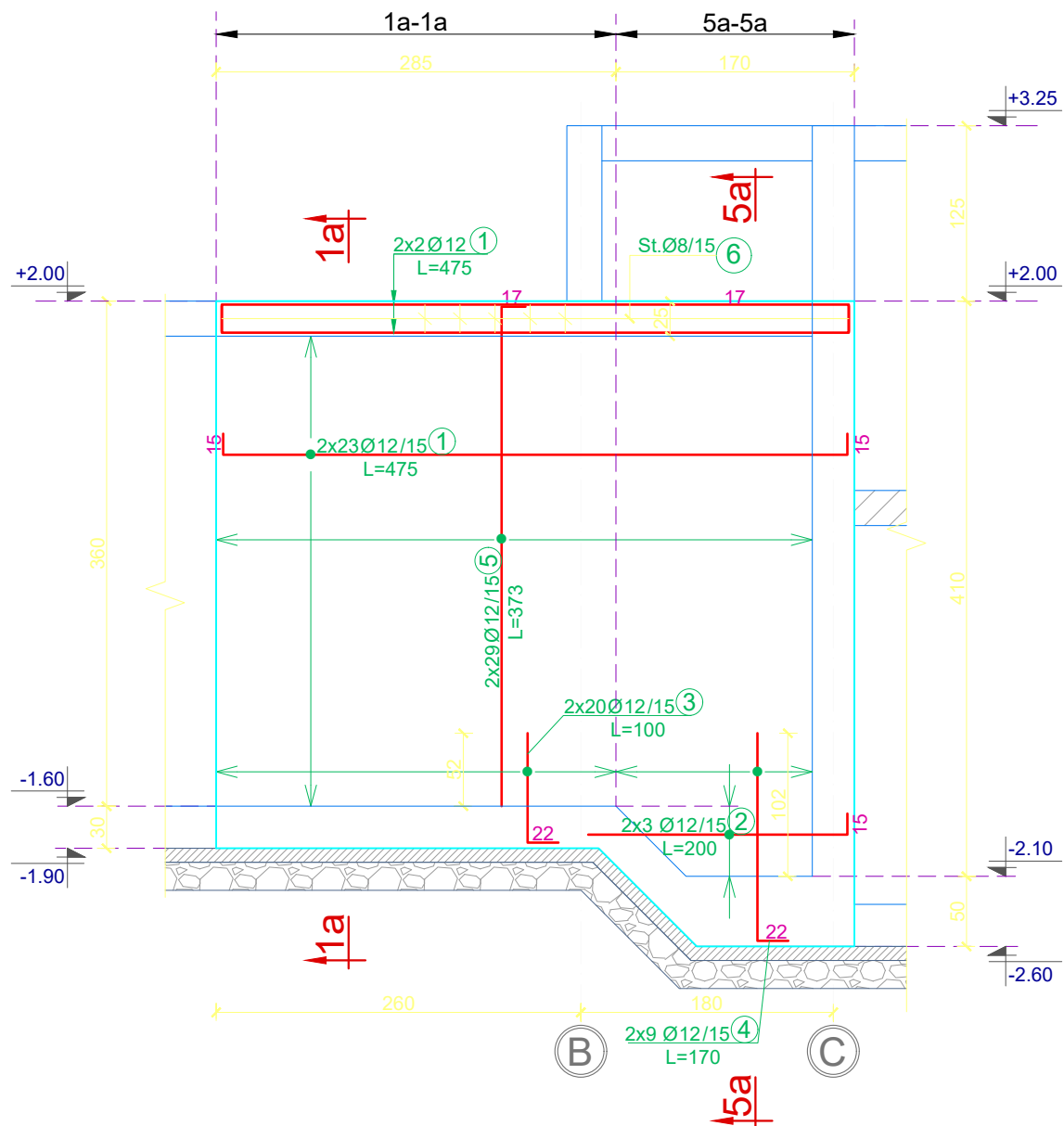
MURI B/A 1

Rishikuar	Date	Pergatiti	Kontrolloi
		Emri... Firma...	Emri... Firma...
		Ing. B. Dedja	
		Ing. E. Teodhori	
		Ing. B. Kaliqi	
		Ing. M. Ramlika	
		Ing. D. Troci	

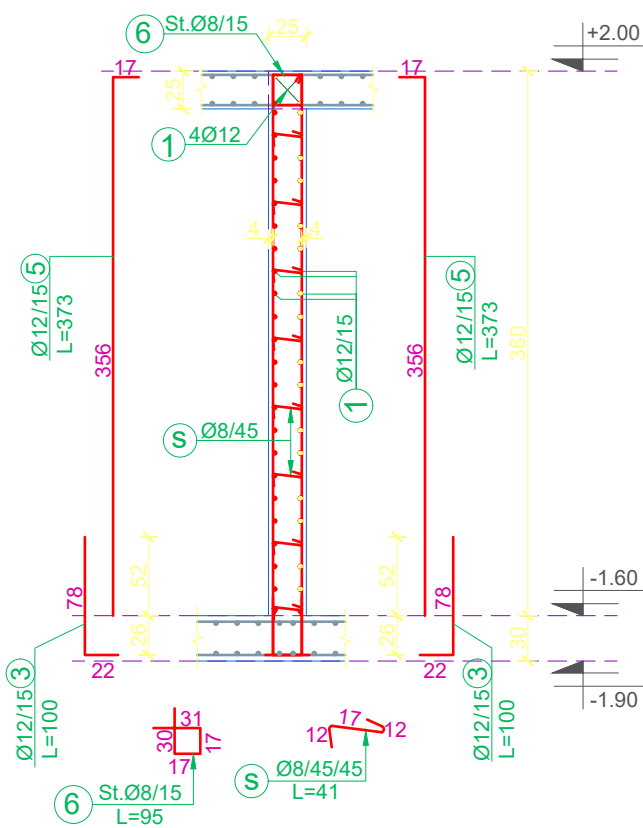
Konsulent: DERBI-E

Kodi i vizatimit	Shkalla	Formati	A 3
K-06	1:50		1

RC wall 2 & 4, Sc. 1:50



Section 1a-1a, sc. 1:50



Section 5a-5a, sc. 1:50

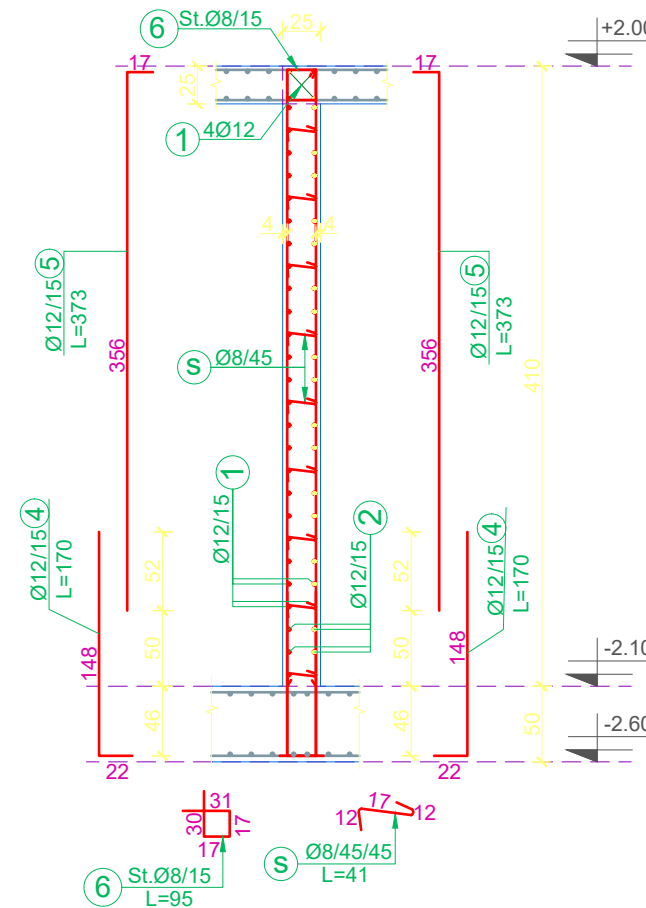


TABELA E SPECIFIKIMIT TE ARMATURES / TABLE OF REINFORCEMENT									
Lloji Type	Sasia Pieces	Poz. Element	d	l (cm)	cope quantity	L (m)	Pesha/nj weight/unit	Pesha / Weight	TOTALI/ TOTAL
RC wall 2 & 4	2	1	12	475	50	237.50	0.888	210.86	421.71
		2	12	200	6	12.00	0.888	10.65	21.31
		3	12	100	40	40.00	0.888	35.51	71.03
		4	12	170	18	30.60	0.888	27.17	54.33
		5	12	373	58	216.34	0.888	192.07	384.14
		6	8	95	32	30.40	0.395	12.00	23.99
		s	8	41	83	34.03	0.395	13.43	26.86
									1003.37

CONCRETE: C30/37
 STEEL: S500
 CONCRETE COVER: a=4cm

Investitor : Shoqëria Rajonale Ujësjellës Kanalizime Shkoder Sh.a

Projekt Zbatimi: Ndërtimi i Ujësjellësit Bardhaj dhe Bledan Bashkia Shkoder

DEPO 150 m3

MURI B/A 2&4

Rishikuar	Date	Pergatiti	Kontrolloi
		Emri... Firma...	Emri... Firma...
		Ing. B. Dedja	
		Ing. E. Teodhori	
		Ing. B. Kaliqi	
		Ing. M. Ramlika	
		Ing. D. Troci	
Firma			
Konsulent			Miratoi
Kodi i vizatimit	Shkalla	Formati	A 3
K-07	1:50		1

RC wall 3, Sc. 1:50

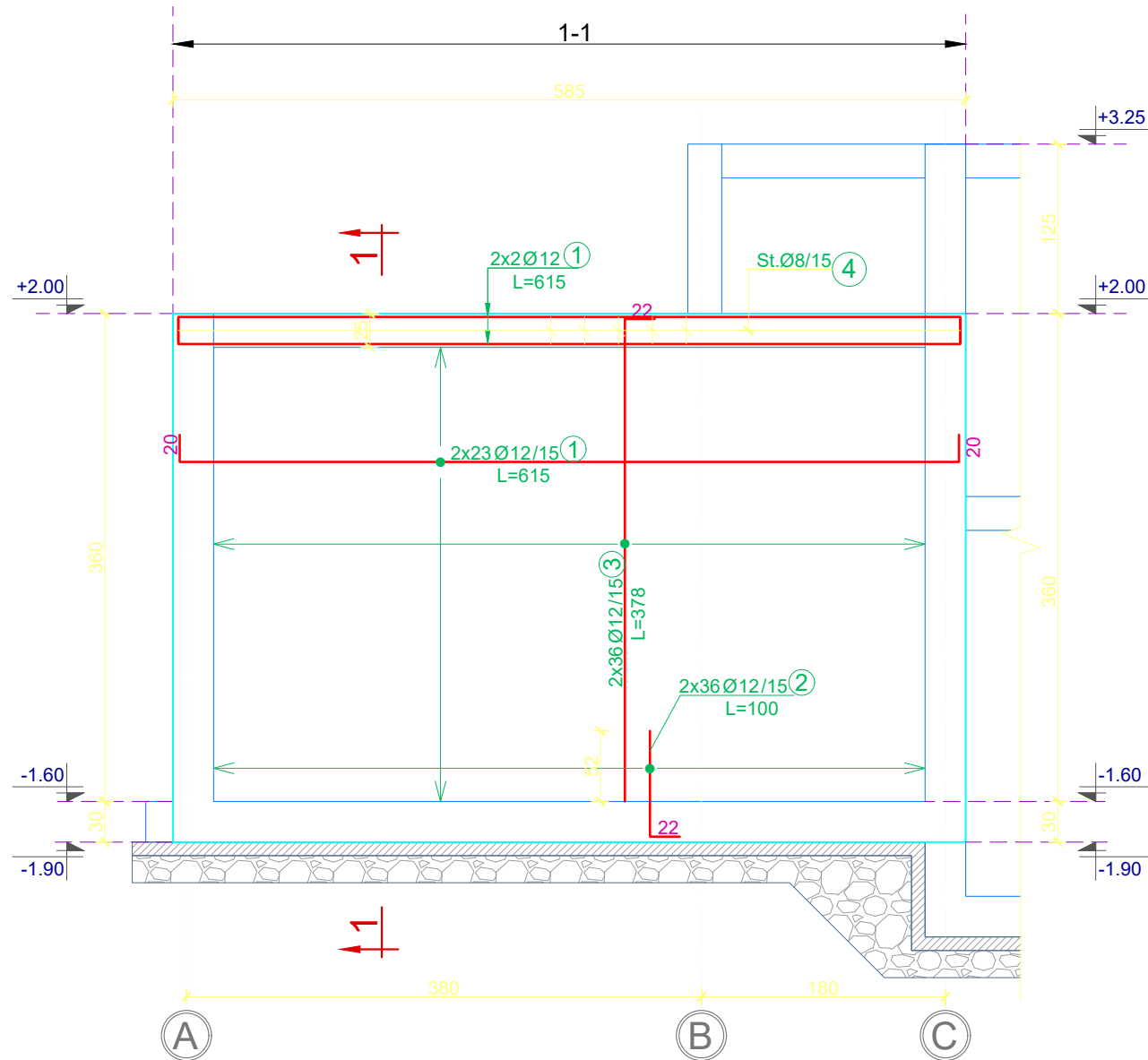
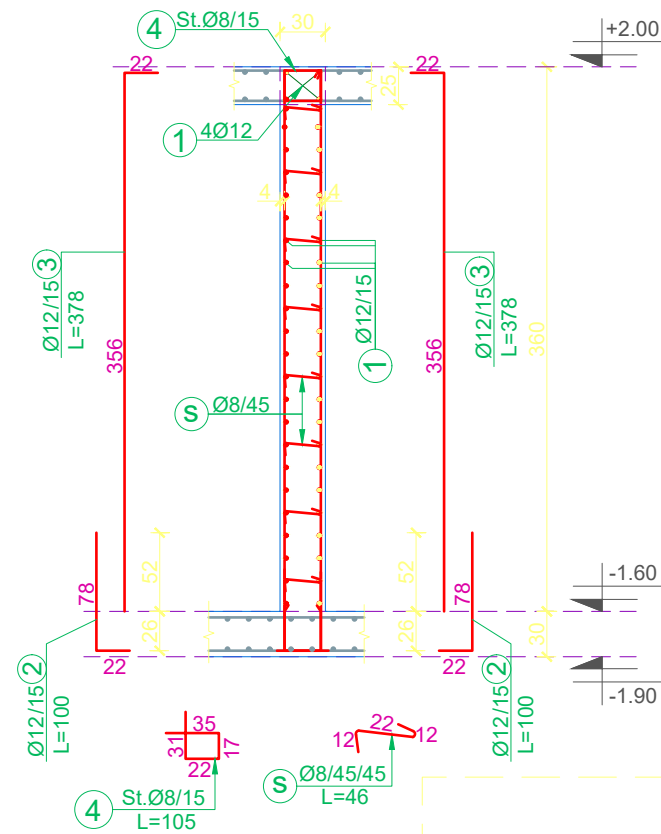


TABELA E SPECIFIKIMIT TE ARMATURES / TABLE OF REINFORCEMENT									
Lloji Type	Sasia Pieces	Poz. Element	d	l (cm)	cope quantity	L (m)	Pesha/nj weight/unit	Pesha / Weight	TOTAL/ TOTAL
RC wall 3	1	1	12	615	50	307.50	0.888	273.00	273.00
		2	12	100	72	72.00	0.888	63.92	63.92
		3	12	378	72	272.16	0.888	241.63	241.63
		4	8	105	36	37.80	0.395	14.92	14.92
		s	8	46	104	47.84	0.395	18.88	18.88
									612.35

CONCRETE: C30/37
 STEEL: S500
 CONCRETE COVER: a=4cm

Section 1-1, sc. 1:50



Section 3c-3c, sc. 1:50

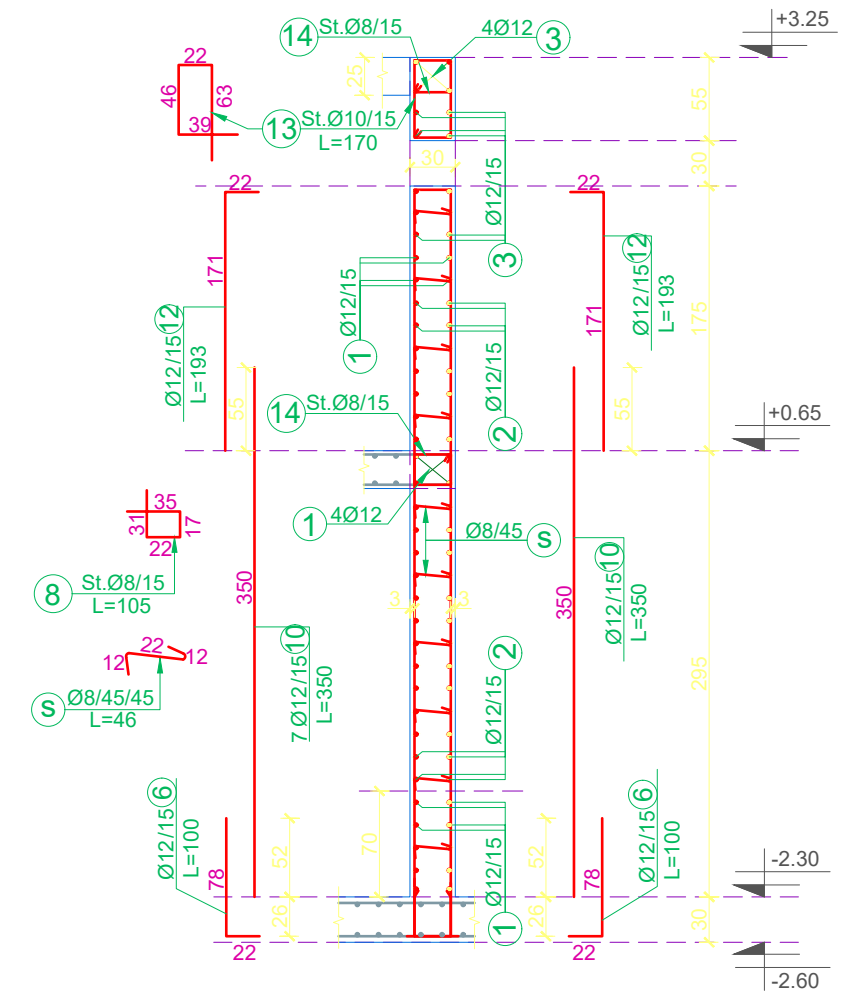


TABELA E SPECIFIKIMIT TE ARMATURES / TABLE OF REINFORCEMENT									
Lloji Type	Sasia Pieces	Poz. Element	d	l (cm)	cope quantity	L (m)	Pesha/nj weight/unit	Pesha / Weight	TOTAL/ TOTAL
RC wall 5	1	1	12	385	18	69.30	0.888	61.53	61.53
		2	12	940	40	376.00	0.888	333.82	333.82
		2a	12	615	8	49.20	0.888	43.68	43.68
		3	12	560	10	56.00	0.888	49.72	49.72
		4	12	475	4	19.00	0.888	16.87	16.87
		5	12	67	4	2.68	0.888	2.38	2.38
		6	12	100	112	112.00	0.888	99.44	99.44
		7	12	378	50	189.00	0.888	167.80	167.80
		8	12	410	20	82.00	0.888	72.80	72.80
		9	12	143	20	28.60	0.888	25.39	25.39
		10	12	350	42	147.00	0.888	130.51	130.51
		11	12	278	32	88.96	0.888	78.98	78.98
		12	12	193	8	15.44	0.888	13.71	13.71
		13	10	170	4	6.80	0.617	4.19	4.19
		14	8	105	89	93.45	0.395	36.87	36.87
s	8	46	201	92.46	0.395	36.48	36.48		
									1174.16

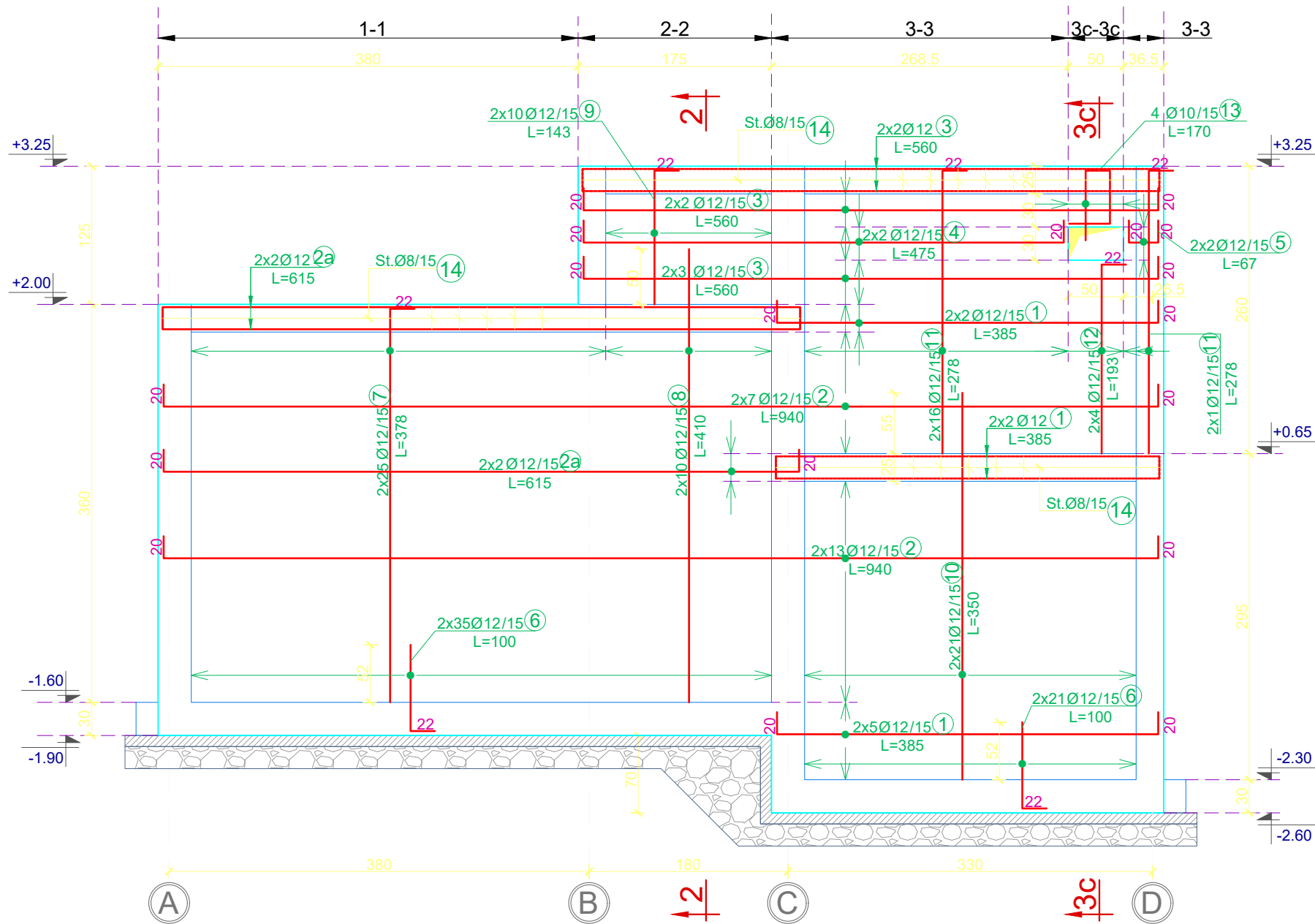
Investitor : Shoqëria Rajonale Ujësjellës Kanalizime Shkoder Sh.a
 Projekt Zbatimi: Ndërtimi i Ujësjellësit Bardhaj dhe Bledan Bashkia Shkoder

DEPO 150 m3

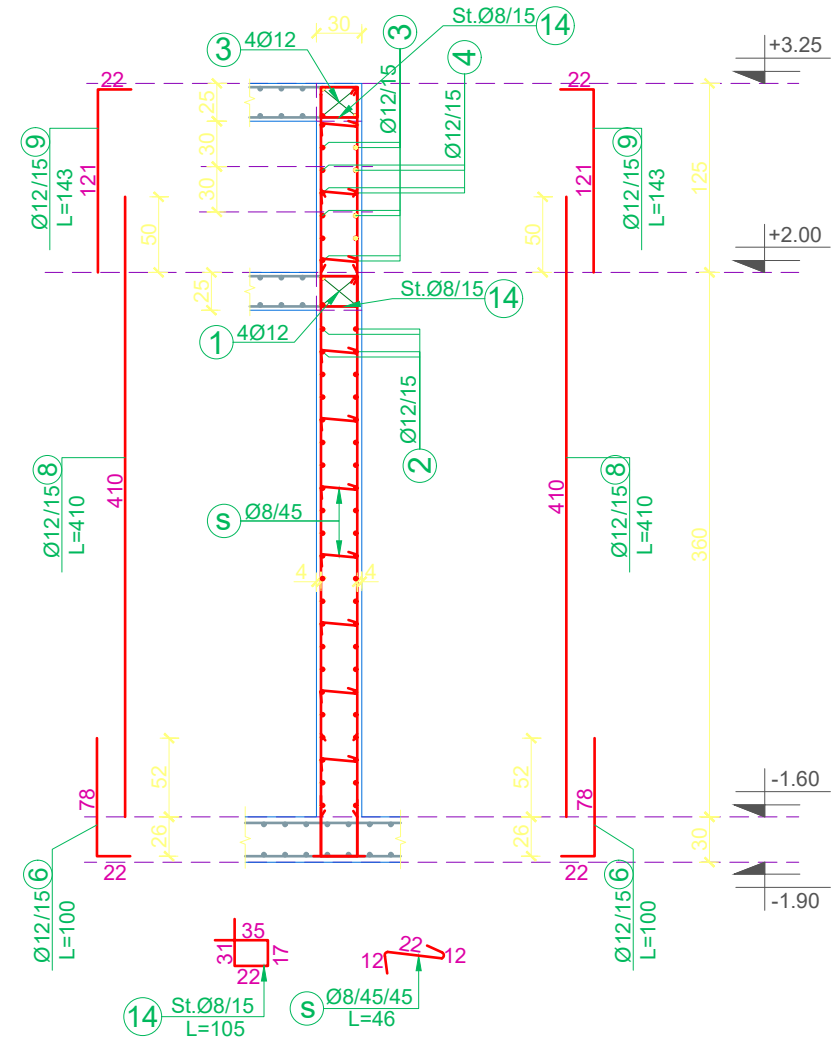
MURI B/A 3

Rishikuar	Date	Pergatiti	Kontrolloi
		Emri... Firma...	Emri... Firma...
		Ing. B. Dedja	
		Ing. E. Teodhori	
		Ing. B. Kaliqi	
		Ing. M. Ramlika	
		Ing. D. Troci	
Financuar nga			
Konsulent			Miratoi
Kodi i vizatimit	Shkalla	Formati	A 3
K-08	1:50		1

RC wall 5, Sc. 1:50



Section 2-2, sc. 1:50



NOTE:
Section 3c-3c and the table of reinforcements is displayed on page K-08.

CONCRETE: C30/37
STEEL: S500
CONCRETE COVER: a=4cm

Investitor : Shoqëria Rajonale Ujësjellës Kanalizime Shkoder Sh.a

Projekt Zbatimi: Ndërtimi i Ujësjellësit Bardhaj dhe Bledan Bashkia Shkoder

DEPO 150 m3

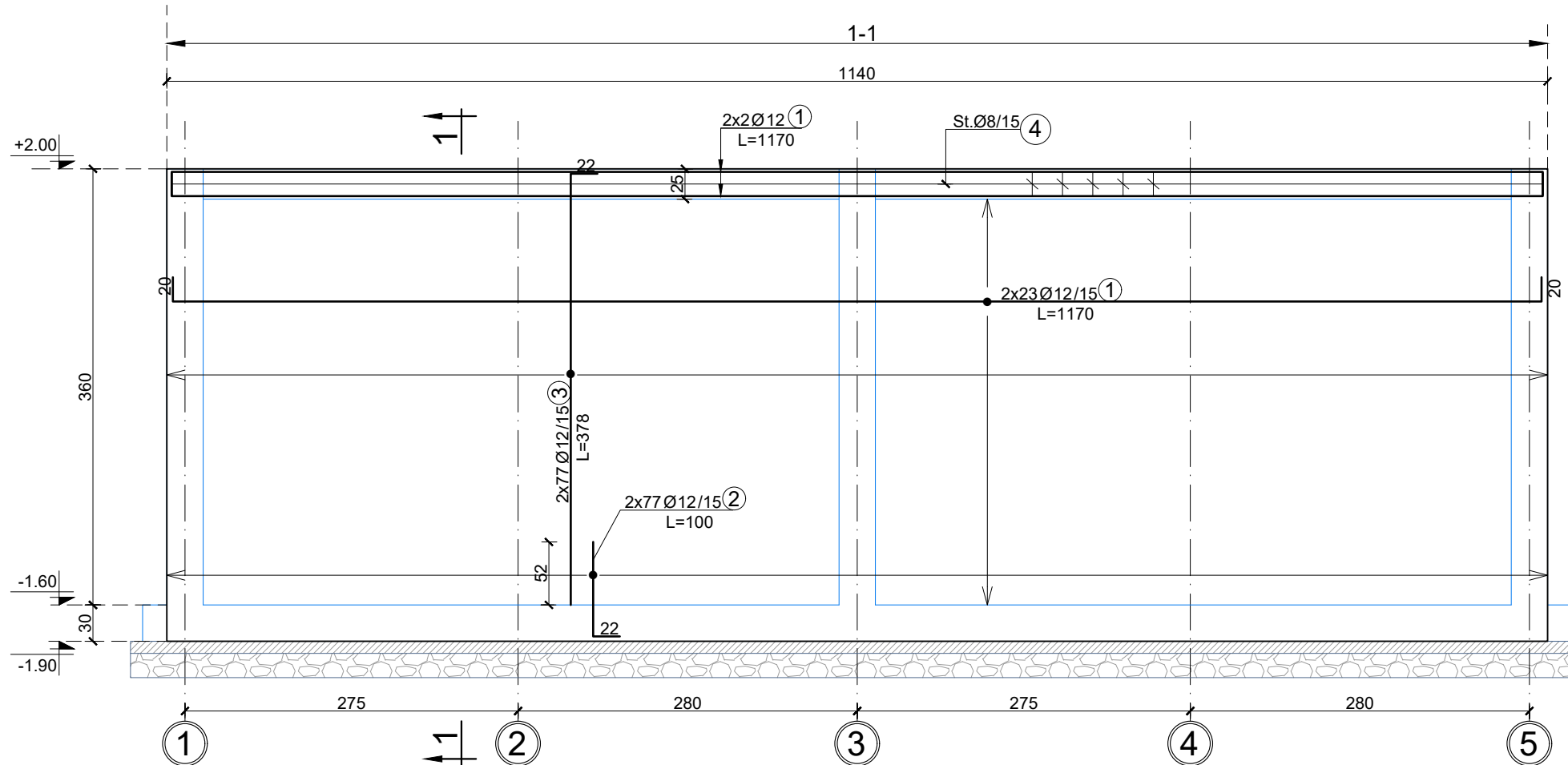
MURI B/A 5

Rishikuar	Date	Pergatiti	Kontrolloi
		Emri... Firma...	Emri... Firma...
		Ing. B. Dedja	
		Ing. E. Teodhori	
		Ing. B. Kaliqi	
		Ing. M. Ramlika	
		Ing. D. Troci	

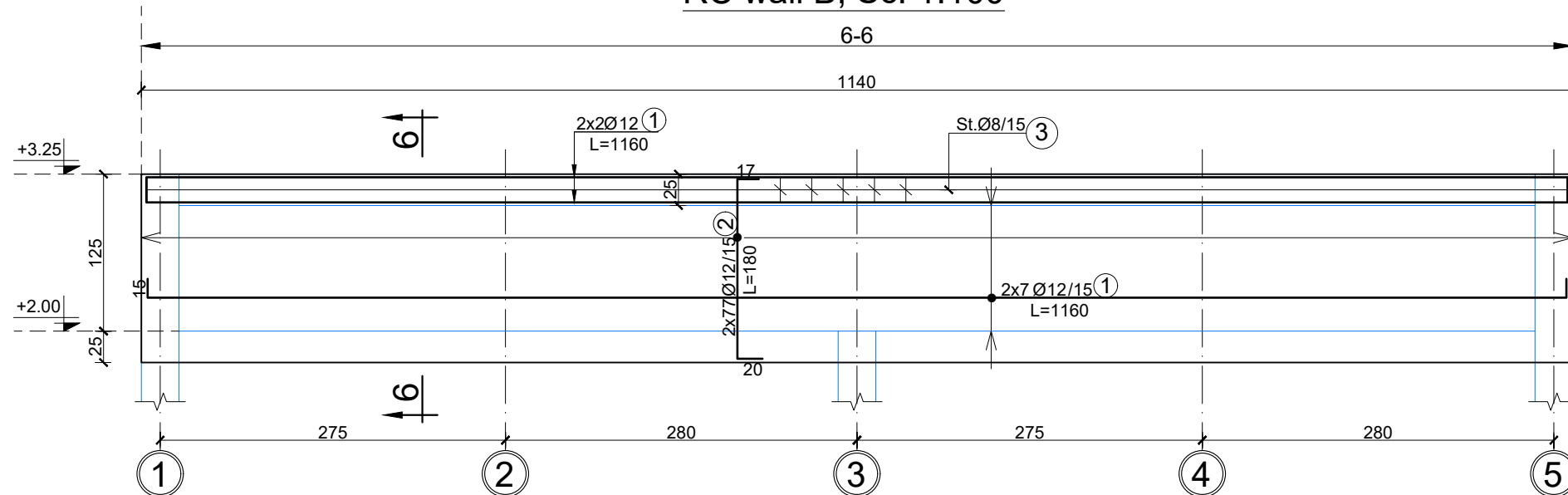
Konsulent: **DERBI-E** Miratoi

Kodi i vizatimit	Shkalla	Formati	A 3
K-09	1:50		1

RC wall A, Sc. 1:50



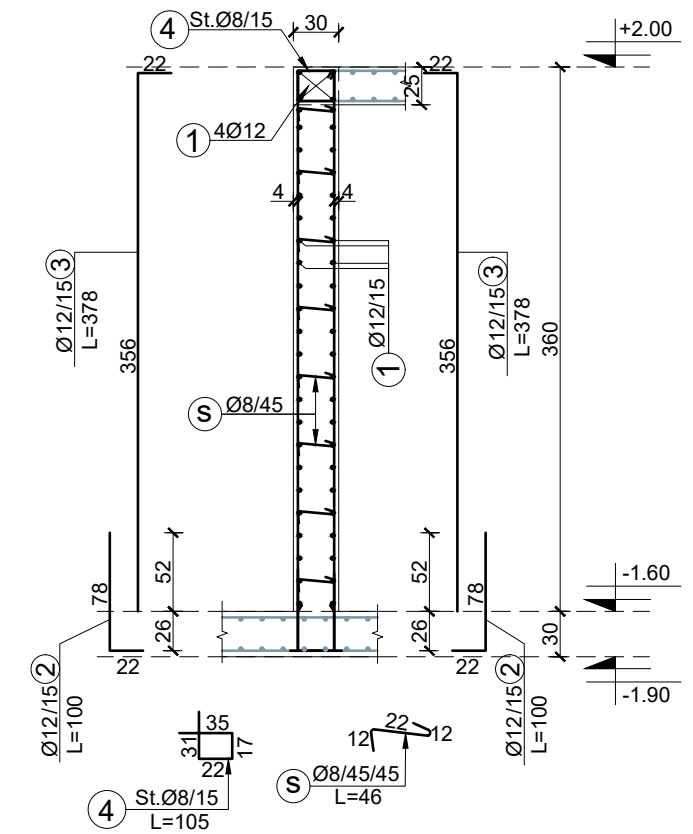
RC wall B, Sc. 1:100



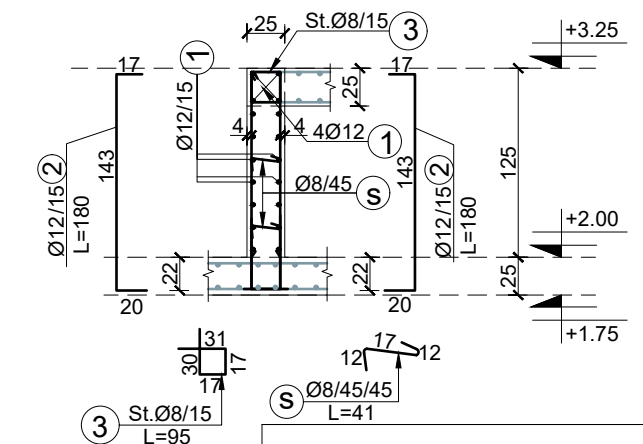
NOTE:

The table of materials is displayed on page K-11. **CONCRETE: C30/37**
STEEL: S500
CONCRETE COVER: a=4cm

Section 1-1, sc. 1:50



Section 6-6, sc. 1:50



Investitor : Shoqëria Rajonale Ujësjellës Kanalizime Shkoder Sh.a

Projekt Zbatimi: Ndërtimi i Ujësjellësit Bardhaj dhe Bledan Bashkia Shkoder

DEPO 150 m3

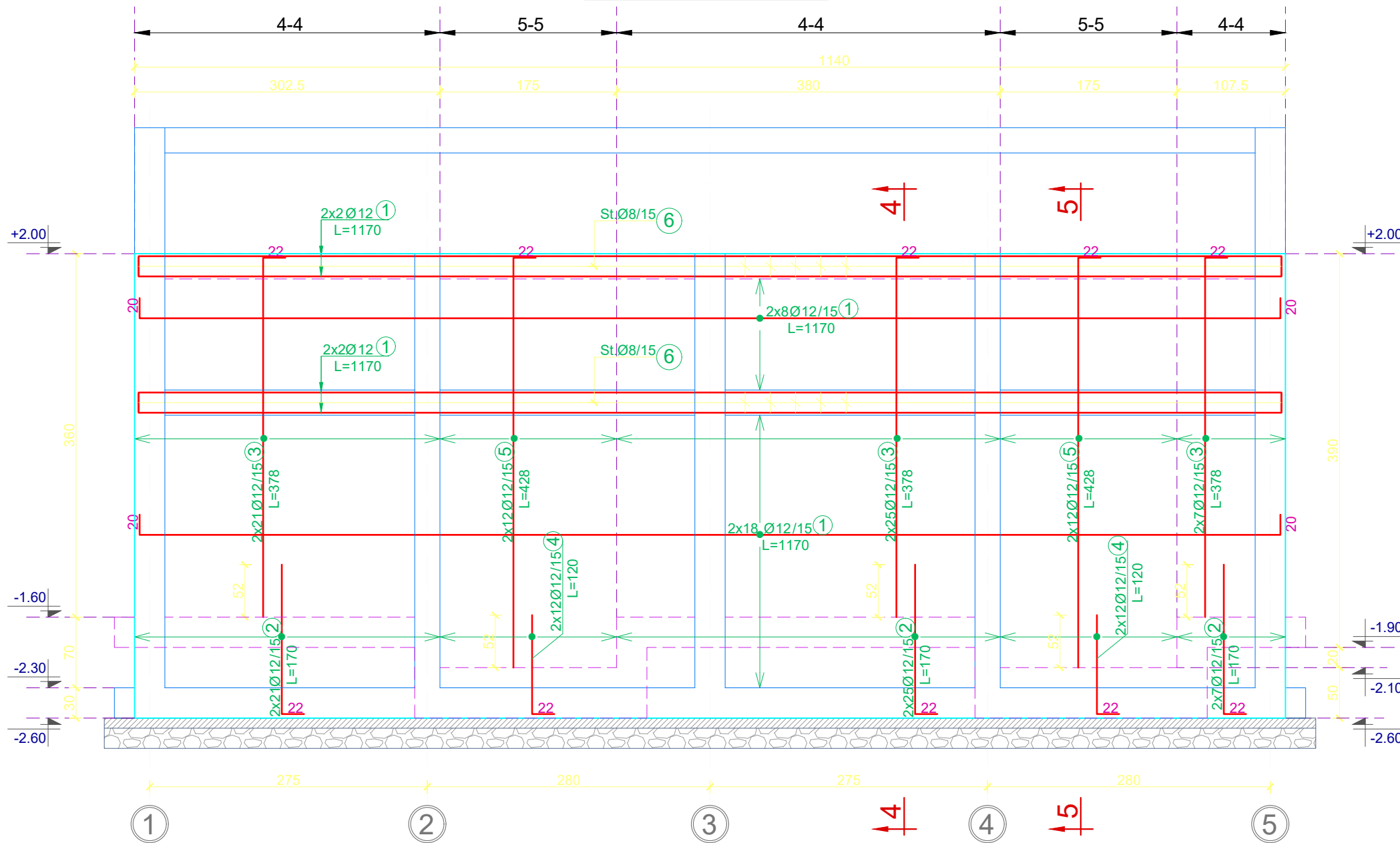
MURI B/A A&B

Rishikupa	Date	Pergatiti	Kontrolloi
		Emri... Firma...	Emri... Firma...
		Ing. B. Dedja	
		Ing. E. Teodhori	
		Ing. B. Kaliqi	
		Ing. M. Ramlika	
		Ing. D. Troci	

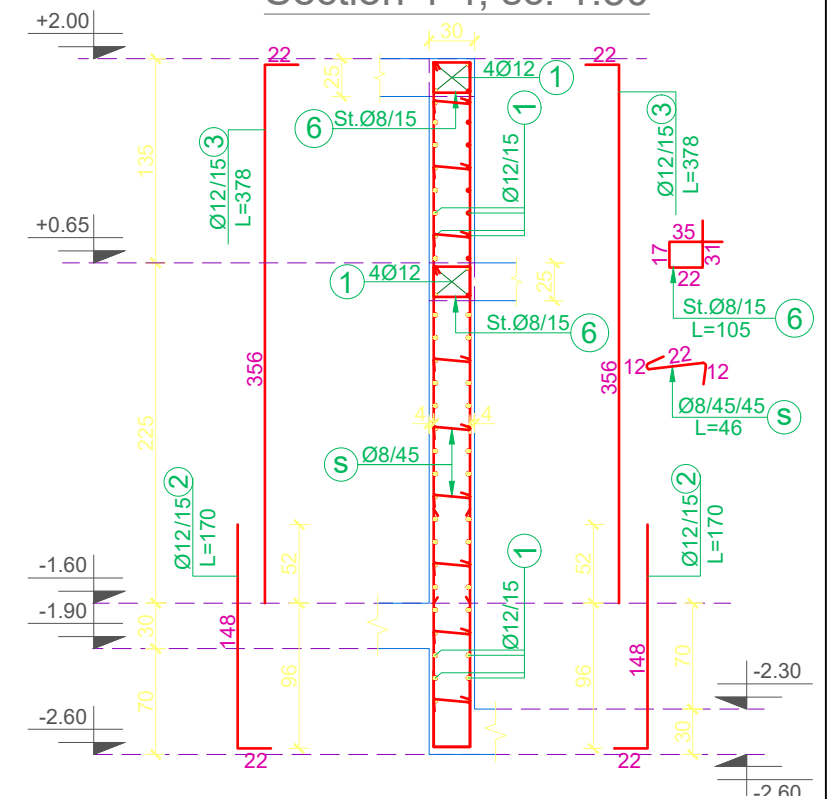
Konsulent: **DERBI-E**

Kodi i vizatimit	Shkalla	Formati	A.3
K-10	1:50		1

RC wall C, Sc. 1:50



Section 4-4, sc. 1:50



Section 5-5, sc. 1:50

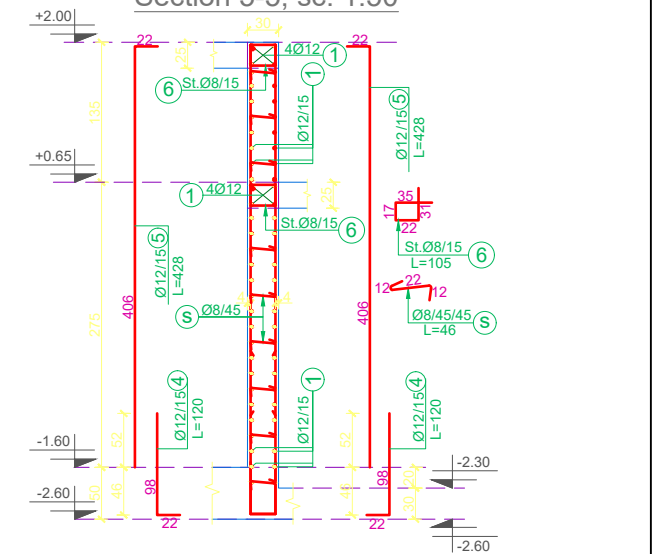


TABELA E SPECIFIKIMIT TE ARMATURES / TABLE OF REINFORCEMENT

Lloji Type	Sasia Pieces	Poz. Element	d	l (cm)	cope quantity	L (m)	Pesha/nj weight/unit	Pesha / Weight	TOTALI/ TOTAL
RC wall A	1	1	12	1170	50	585.00	0.888	519.37	519.37
		2	12	100	154	154.00	0.888	136.72	136.72
		3	12	378	154	582.12	0.888	516.82	516.82
		4	8	105	77	80.85	0.395	31.90	31.90
		s	8	46	203	93.38	0.395	36.85	36.85
									1241.66

RC wall B	1	1	12	1160	14	162.40	0.888	144.18	144.18
		2	12	180	154	277.20	0.888	246.10	246.10
		3	8	95	77	73.15	0.395	28.86	28.86
		s	8	41	51	20.91	0.395	8.25	8.25

TABELA E SPECIFIKIMIT TE ARMATURES / TABLE OF REINFORCEMENT

Lloji Type	Sasia Pieces	Poz. Element	d	l (cm)	cope quantity	L (m)	Pesha/nj weight/unit	Pesha / Weight	TOTALI/ TOTAL
RC wall C	1	1	12	1170	60	702.00	0.888	623.25	623.25
		2	12	170	106	180.20	0.888	159.98	159.98
		3	12	378	106	400.68	0.888	355.73	355.73
		4	12	120	48	57.60	0.888	51.14	51.14
		5	12	428	48	205.44	0.888	182.39	182.39
		6	8	105	77	80.85	0.395	31.90	31.90
		s	8	46	228	104.88	0.395	41.38	41.38
									1445.78

CONCRETE: C30/37
 STEEL: S500
 CONCRETE COVER: a=4cm


Investitor : Shoqëria Rajonale Ujësjellës Kanalizime Shkoder Sh.a

Projekt Zbatimi: Ndërtimi i Ujësjellësit Bardhaj dhe Bledan Bashkia Shkoder

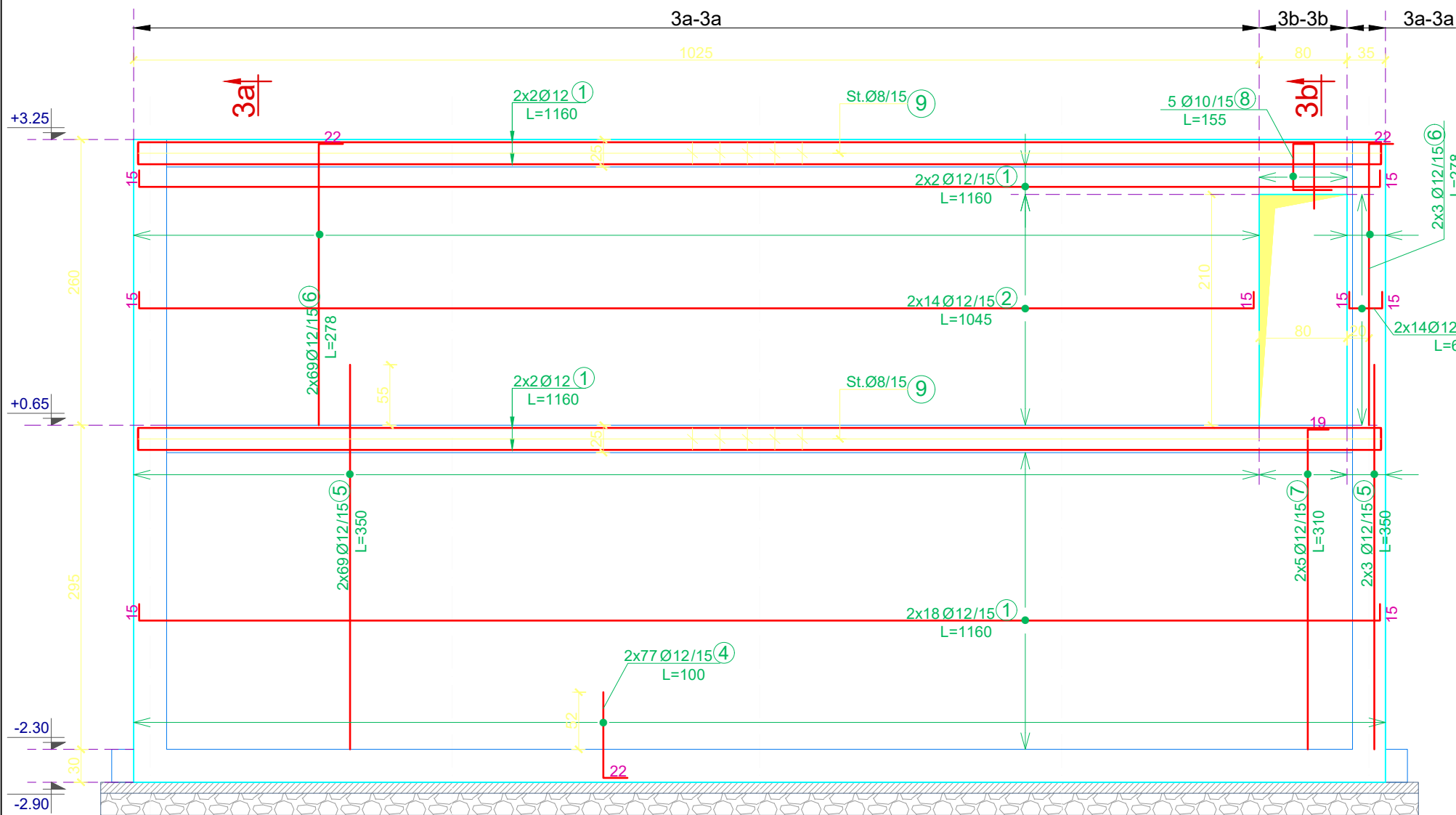
DEPO 150 m3

MURI B/A C

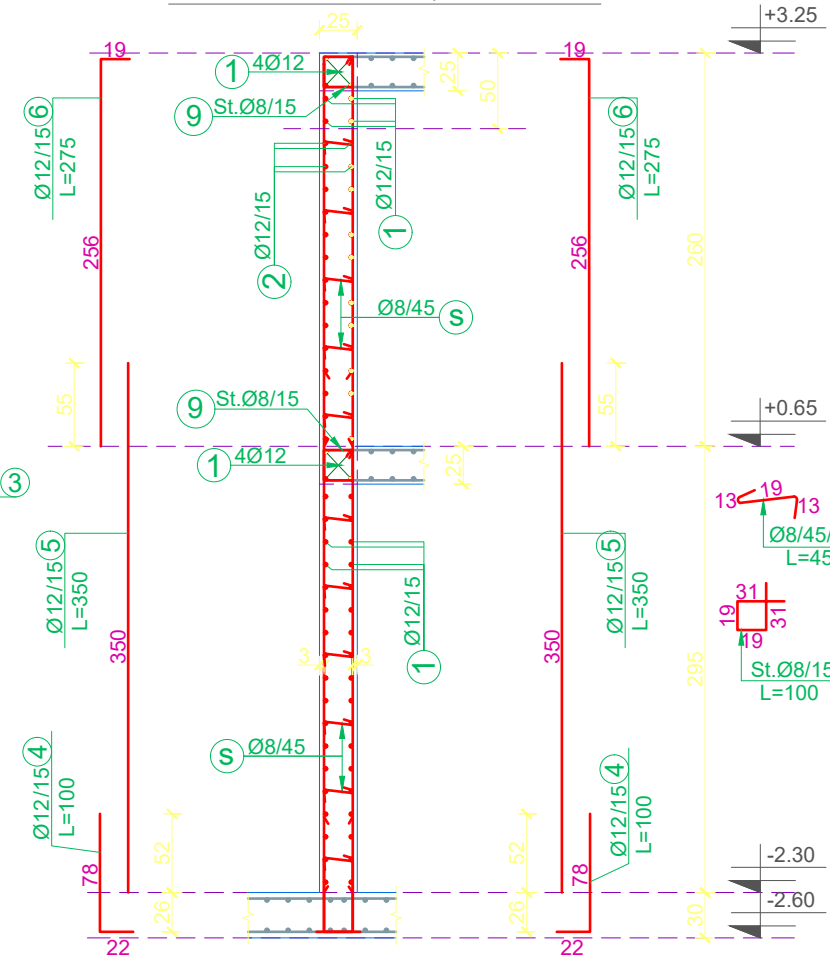
Rishikuar	Date	Pergatiti	Kontrolloi
		Emri... Firma...	Emri... Firma...
		Ing. B. Dedja	
		Ing. E. Teodhori	
		Ing. B. Kaliqi	
		Ing. M. Ramlika	
		Ing. D. Troci	
Financuar			
Konsulent			Miratoi
Kodi i vizatimit	Shkalla	Formati	A 3
K-11	1:50		1



RC wall D, Sc. 1:50



Section 3a-3a, sc. 1:50



CONCRETE: C30/37
STEEL: S500
CONCRETE COVER: a=3cm

Section 3b-3b, sc. 1:50

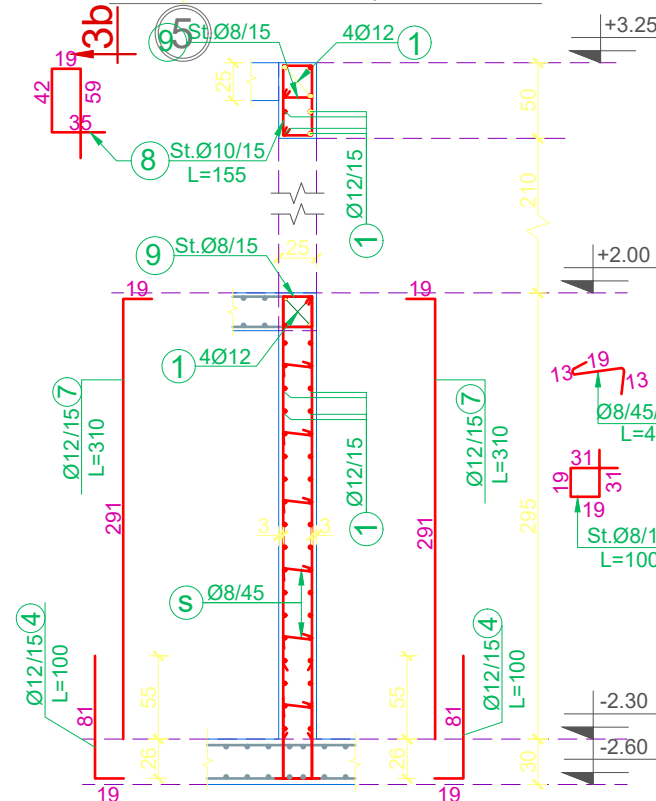


TABELA E SPECIFIKIMIT TE ARMATURES / TABLE OF REINFORCEMENT

Lloji Type	Sasia Pieces	Poz. Element	d	l (cm)	cope quantity	L (m)	Pesha/nj weight/unit	Pesha / Weight	TOTAL/ TOTAL
RC wall D	1	1	12	1160	44	510.40	0.888	453.14	453.14
		2	12	1045	28	292.60	0.888	259.78	259.78
		3	12	60	28	16.80	0.888	14.92	14.92
		4	12	100	154	154.00	0.888	136.72	136.72
		5	12	570	144	820.80	0.888	728.72	728.72
		6	12	310	144	446.40	0.888	396.32	396.32
		7	12	80	10	8.00	0.888	7.10	7.10
		8	10	155	5	7.75	0.617	4.78	4.78
		9	8	105	154	161.70	0.395	63.80	63.80
		s	8	46	271	124.66	0.395	49.19	49.19
									2114.47

Investitor : Shoqëria Rajonale Ujësjellës Kanalizime Shkoder Sh.a

Projekt Zbatimi: Ndërtimi i Ujësjellësit Bardhaj dhe Bledan Bashkia Shkoder

DEPO 150 m3

MURI B/A D

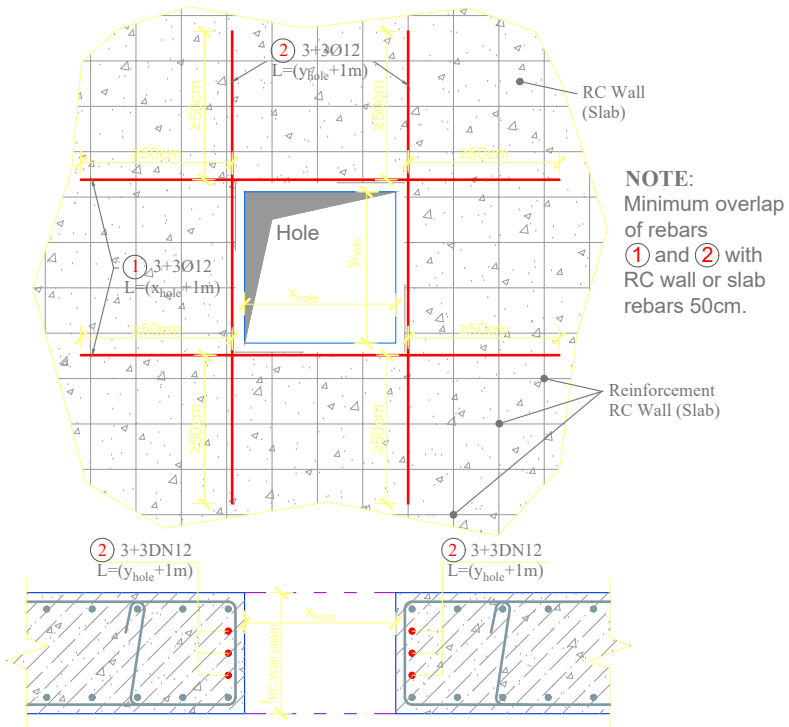
Rishikuar	Date	Pergatiti	Kontrolloi
		Emri... Firma...	Emri... Firma...

		Ing. B. Dedja	
		Ing. E. Teodhori	
		Ing. B. Kaliqi	
		Ing. M. Ramlika	
		Ing. D. Troci	

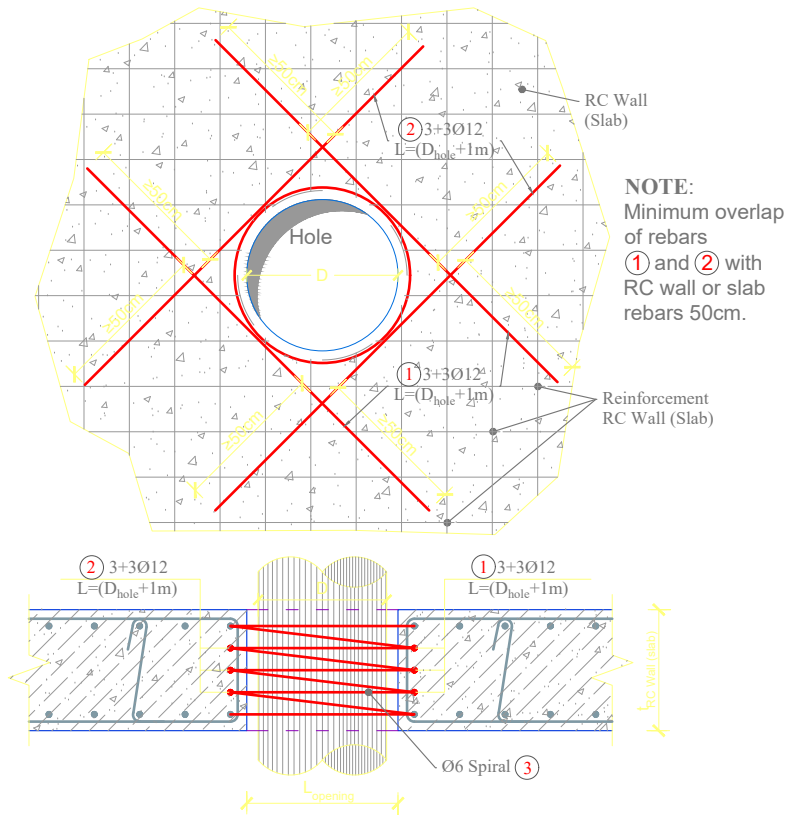
Firma: **DERBI-E**

Kodi i vizatimit	Shkalla	Formati	A 3
K-12	1:50		1

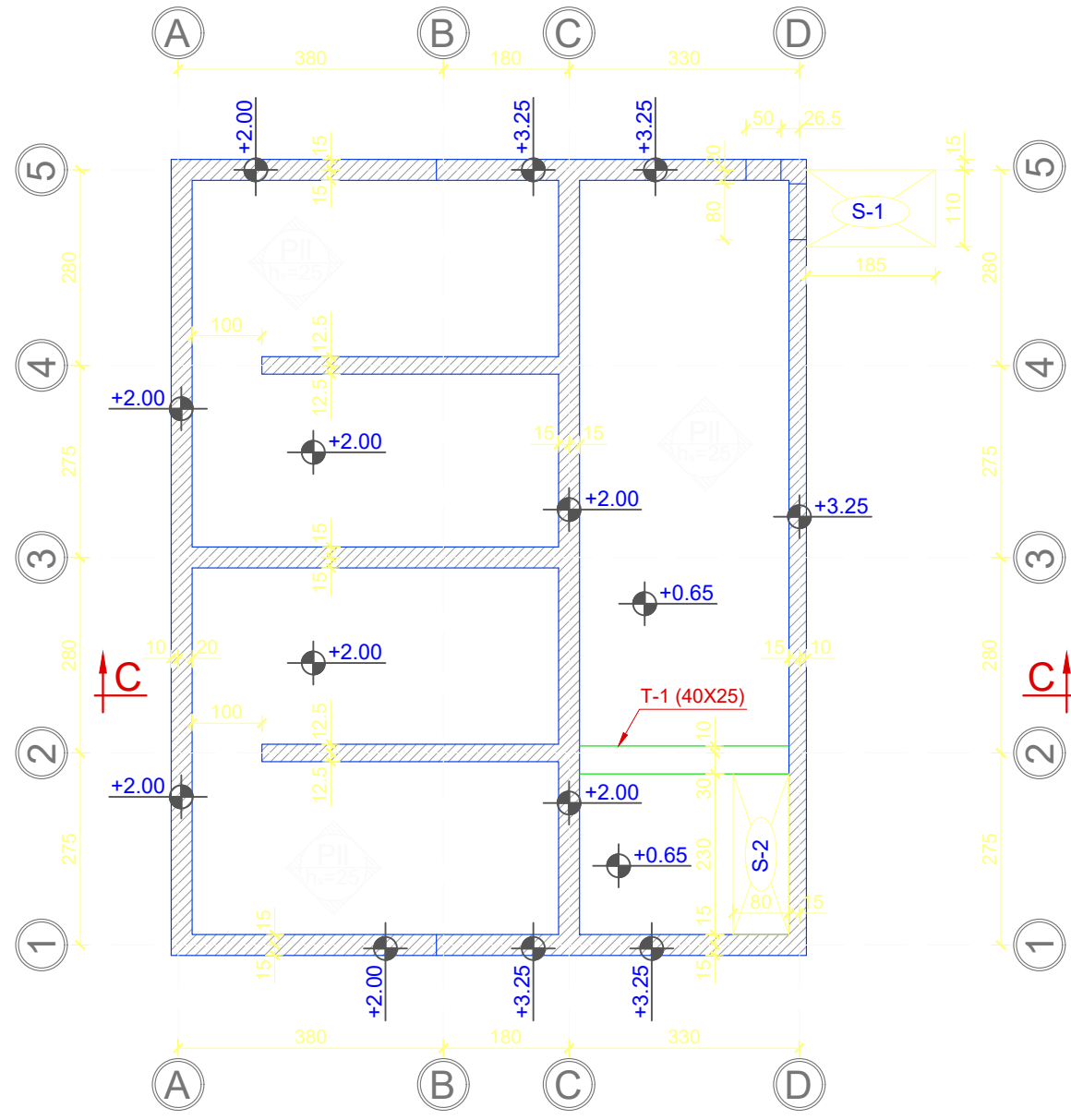
DETAIL OF OPENINGS (RECTANGULAR HOLE), Sc. 1:25



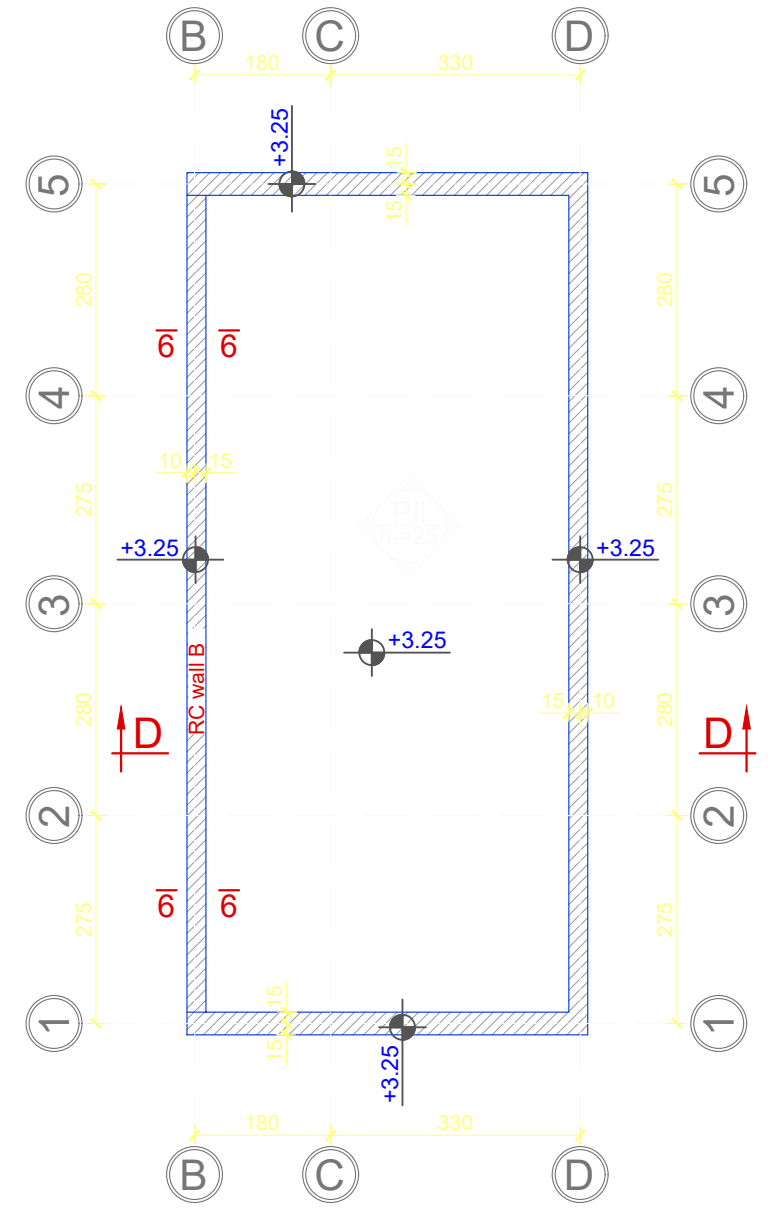
DETAIL OF OPENINGS (CIRCULAR HOLE), Sc. 1:25



STRUCTURAL PLAN LEVEL +0.65 / +2.00, Sc. 1:100



STRUCTURAL PLAN LEVEL +3.25, Sc. 1:100

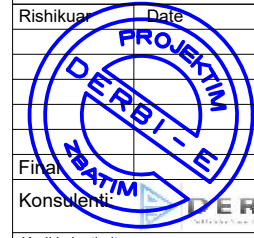


NOTE!
Refer to architectural project for the positioning and dimensions of openings.

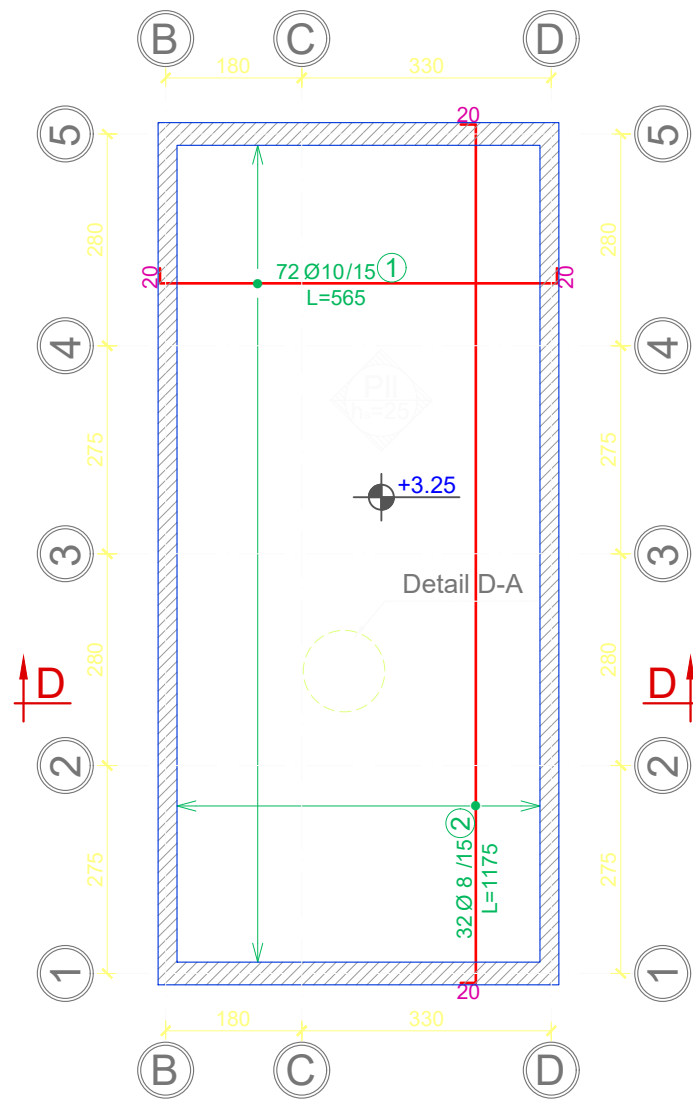
CONCRETE: C30/37
STEEL: S500
CONCRETE COVER: a=2.5cm

- NOTE:**
1. Section C-C is displayed on page K-14.
 2. Section D-D is displayed on page K-15.
 3. Reinforcement of beam T-1 is displayed on page K-15.
 4. Staircases S-1 and S-2 are displayed on page K-16.

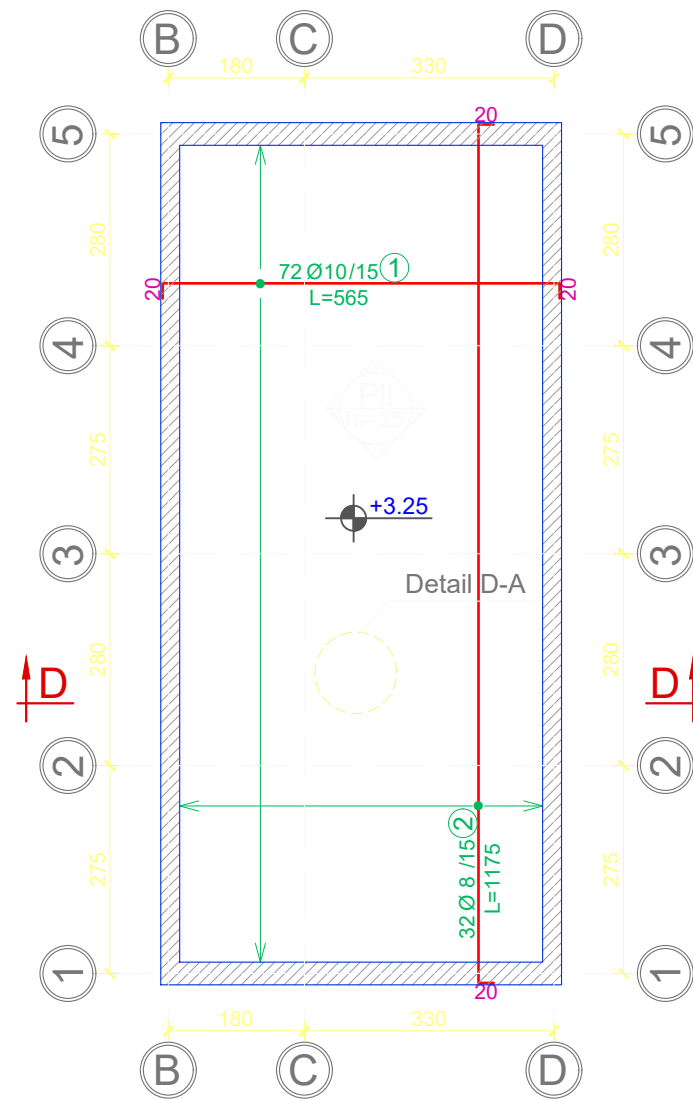
Investitor : Shoqëria Rajonale Ujësjellës Kanalizime Shkoder Sh.a			
Projekt Zbatimi: Ndërtimi i Ujësjellësit Bardhaj dhe Bledan Bashkia Shkoder			
DEPO 150 m3			
PLANET E STRUKTURAVE			
Rishikuar	Date	Pergatiti	Kontrolloi
		Emri... Firma...	Emri... Firma...
		Ing. B. Dedja	
		Ing. E. Teodhori	
		Ing. B. Kaliqi	
		Ing. M. Ramlika	
		Ing. D. Troci	
Konsulent:			Miratoi
Kodi i vizatimit		Shkalla	Formati
K-13		1:50	A 3
			1



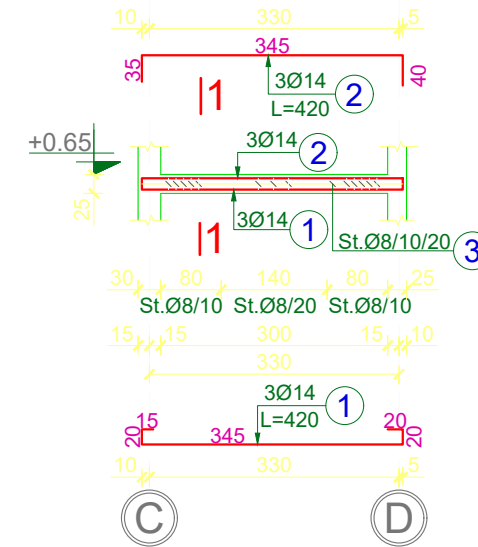
SLAB LEVEL +3.25 (lower reinforcement), Sc. 1:100



SLAB LEVEL +3.25 (upper reinforcement), Sc. 1:100



BEAM T-1 Sc. 1:100



SECTION 1-1 sc. 1:25

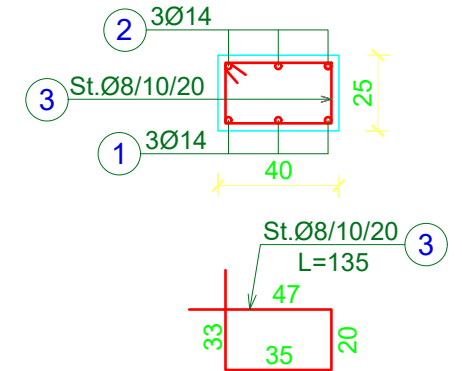


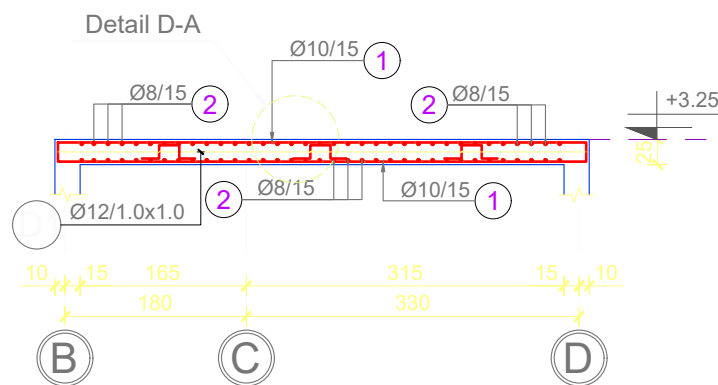
TABELA E SPECIFIKIMIT TE ARMATURES / TABLE OF REINFORCEMENT

Lloji Type	Sasia Pieces	Poz. Element	d	l (cm)	cope quantity	L (m)	Pesha/nj weight/unit	Pesha / Weight	TOTAL/ TOTAL
T-1	1	1	14	420	3	12.6	1.208	15.23	15.23
		2	14	420	3	12.6	1.208	15.23	15.23
		3	8	135	24	32.4	0.395	12.78	12.78
									43.24

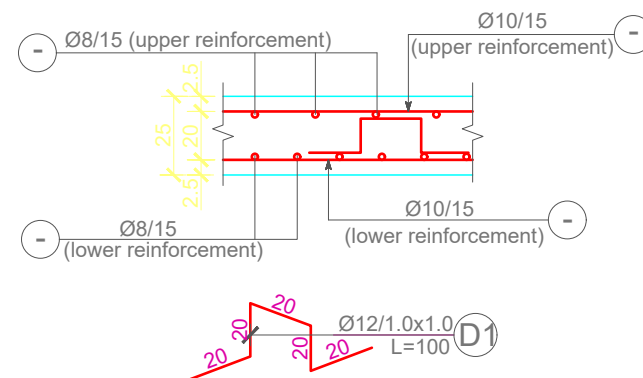
TABELA E SPECIFIKIMIT TE ARMATURES / TABLE OF REINFORCEMENT

Lloji Type	Sasia Pieces	Poz. Element	d	l (cm)	cope quantity	L (m)	Pesha/nj weight/unit	Pesha / Weight	TOTAL/ TOTAL
Slab level +3.25 (lower reinforcement)	1	1	10	565	72	406.80	0.617	250.81	250.81
		2	8	1175	32	376.00	0.395	148.36	148.36
		D1	12	100	61	61.00	0.888	54.16	54.16
									453.33
Slab level +3.25 (upper reinforcement)	1	1	10	565	72	406.80	0.617	250.81	250.81
		2	8	1175	32	376.00	0.395	148.36	148.36
									399.17

SECTION D-D Sc. 1:75



DETAIL D-A sc. 1:25



CONCRETE: C30/37
 STEEL: S500
 CONCRETE COVER: a=2.5cm

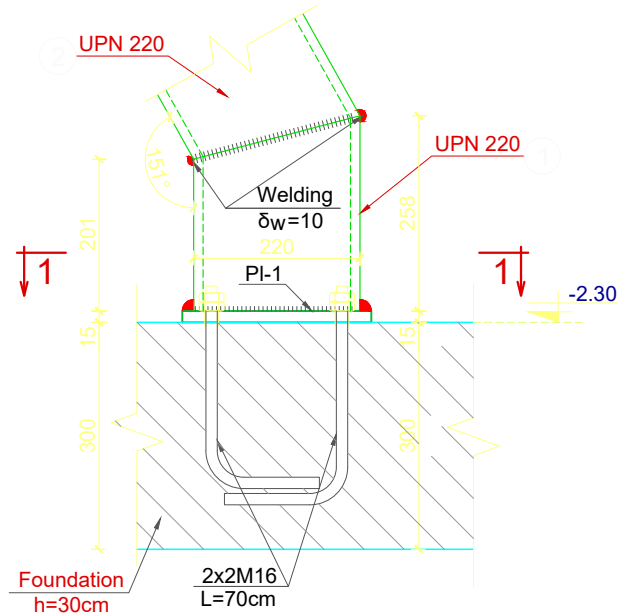
Investitor : Shoqëria Rajonale Ujësjellës Kanalizime Shkoder Sh.a
 Projekt Zbatimi: Ndërtimi i Ujësjellësit Bardhaj dhe Bledan Bashkia Shkoder

DEPO 150 m3

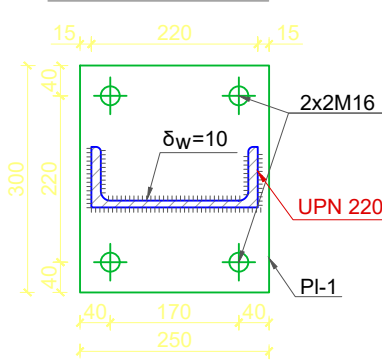
ARMIMI I SOLETES KUOTA +3.25. TRAU T-1

Rishikuar	Date	Pergatiti	Kontrolloi
		Emri... Firma...	Emri... Firma...
		Ing. B. Dedja	
		Ing. E. Teodhori	
		Ing. B. Kaliqi	
		Ing. M. Ramlika	
		Ing. D. Troci	
Firma			
Konsulent			Miratoi
Kodi i vizatimit	Shkalla	Formati	A 3
K-15	1:50		1

DETAIL D-1 sc. 1:10

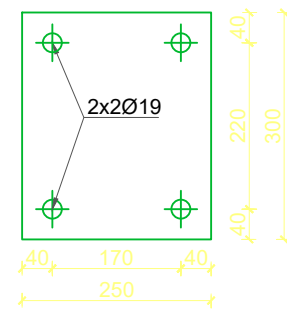


1-1 sc. 1:10

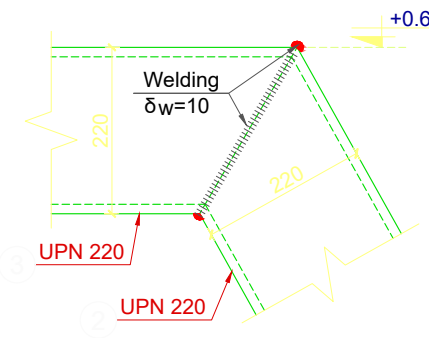


PI-1 [1 pc]

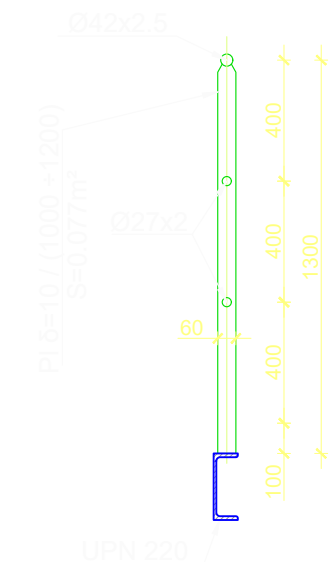
S = 0.0750 m²
δ = 15



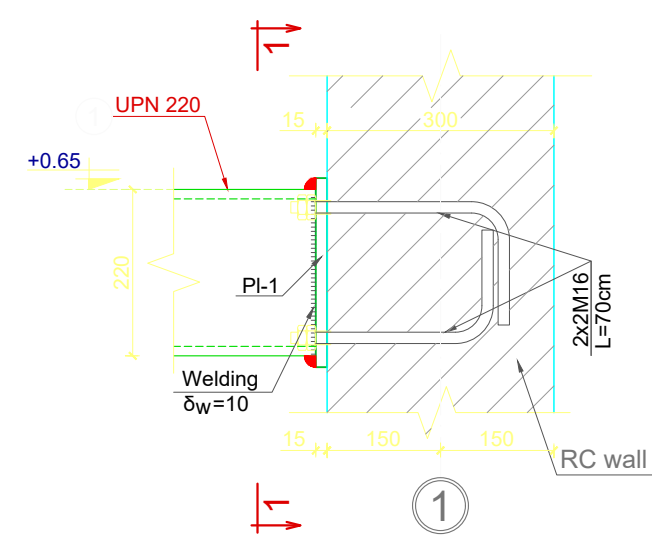
DETAIL D-2 sc. 1:10



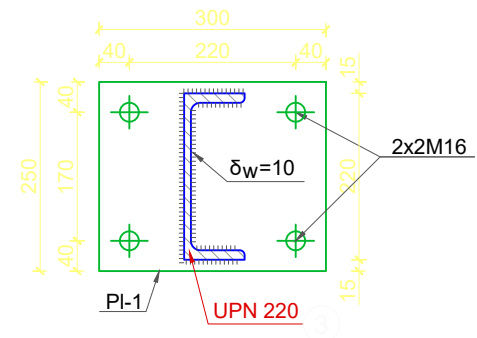
Handrail sc. 1:25



DETAIL D-3 sc. 1:10



1-1 sc. 1:10



PI-1 [1 pc]

S = 0.0750 m²
δ = 15

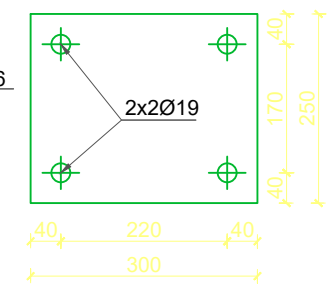


TABELA E MATERIALEVE / TABLE OF MATERIALS

Lloji / Type	UNIT	ml (m ²)/PC	NO OF ELEMENTS	LENGTH/(SURFACE)	CROSS SECTION (cm ²)	SPECIFIC WEIGHT	TOTAL WEIGHT (kg)
Shkalla S-2 / Staircase S-2							
Profile 1 (UPN 220)	ml	0.258	2	0.516	37.4	29.359	15.15
Profile 2 (UPN 220)	ml	3.073	2	6.146	37.4	29.359	180.44
Profile 3 (UPN 220)	ml	0.785	2	1.57	37.4	29.359	46.09
Plate PI-1 δ= 15mm	m ²	0.075	4	0.3		117.5	35.26
	sum	kg					378.44
Handrail h=130m, L=5.4ml							
Profile Ø42x2.5	ml	12	1	12	3.1	2.4335	29.20
Profile Ø27x2	ml	12	2	24	1.57	1.2325	29.58
Plate PI δ= 10mm	m ²	0.077	10	0.77		78.4	60.33
	sum	kg					119.11


STRUCTURAL STEEL: S275JR
BOLTS: C8.8

Investitor : Shoqëria Rajonale Ujësjellës Kanalizime Shkoder Sh.a
Projekt Zbatimi: Ndërtimi i Ujësjellësit Bardhaj dhe Bledan Bashkia Shkoder

DEPO 150 m³

SHKALLET S-2, DETAJE. TABELA E MATERIALEVE

Rishikuar	Date	Pergatiti	Kontrolloi
		Emri... Firma...	Emri... Firma...
		Ing. B. Dedja	
		Ing. E. Teodhori	
		Ing. B. Kaliqi	
		Ing. M. Ramlika	
		Ing. D. Troci	
Finalizuar			Miratoi
Konsulentit			
Kodi i vizatimit	Shkalla	Formati	A 3
K-17	1:50		1



Lista e Vizatimeve Dhoma e Klorit

Pershkrimi i fletes	Kodi i Vizatimit
Planimetria e dhomes se klorinimit	DHK-1
Prerje dhe detaje	DHK-2
Detaje te armimit	DHK-3
Skema teknologjike	DHK-4
Puseta e neutralizimit	DHK-5


Investitor : Shoqëria Rajonale Ujësjetllës Kanalizime
Shkoder Sh.a

Projekt Zbatimi: Ndërtimi i Ujësjetllës Bardhaj dhe Bledan
Bashkia Shkoder

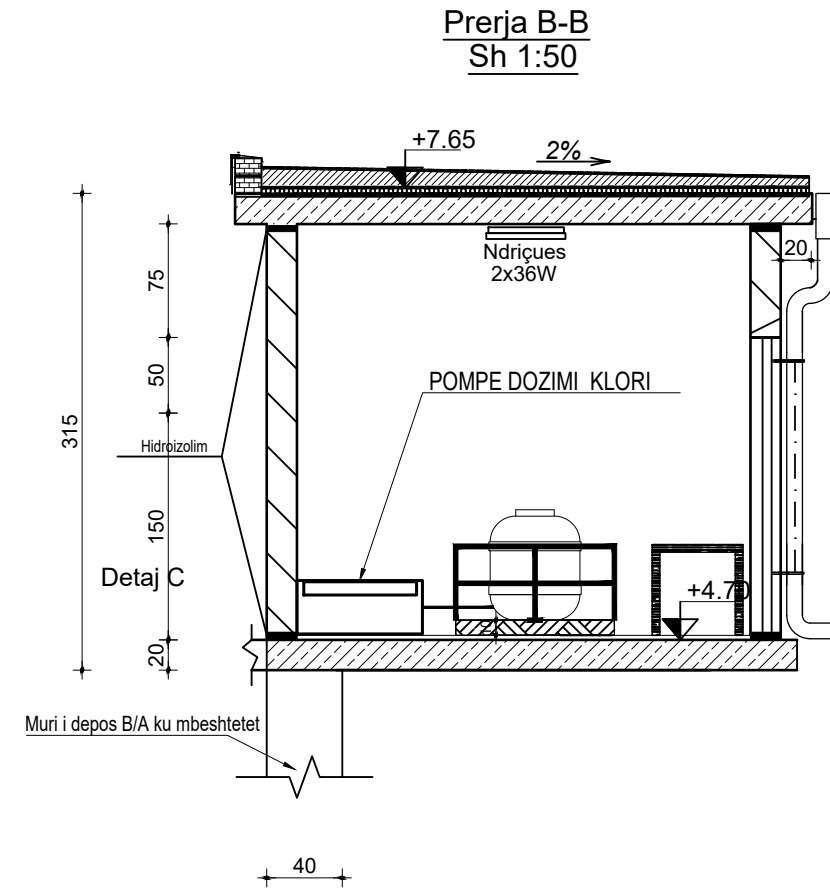
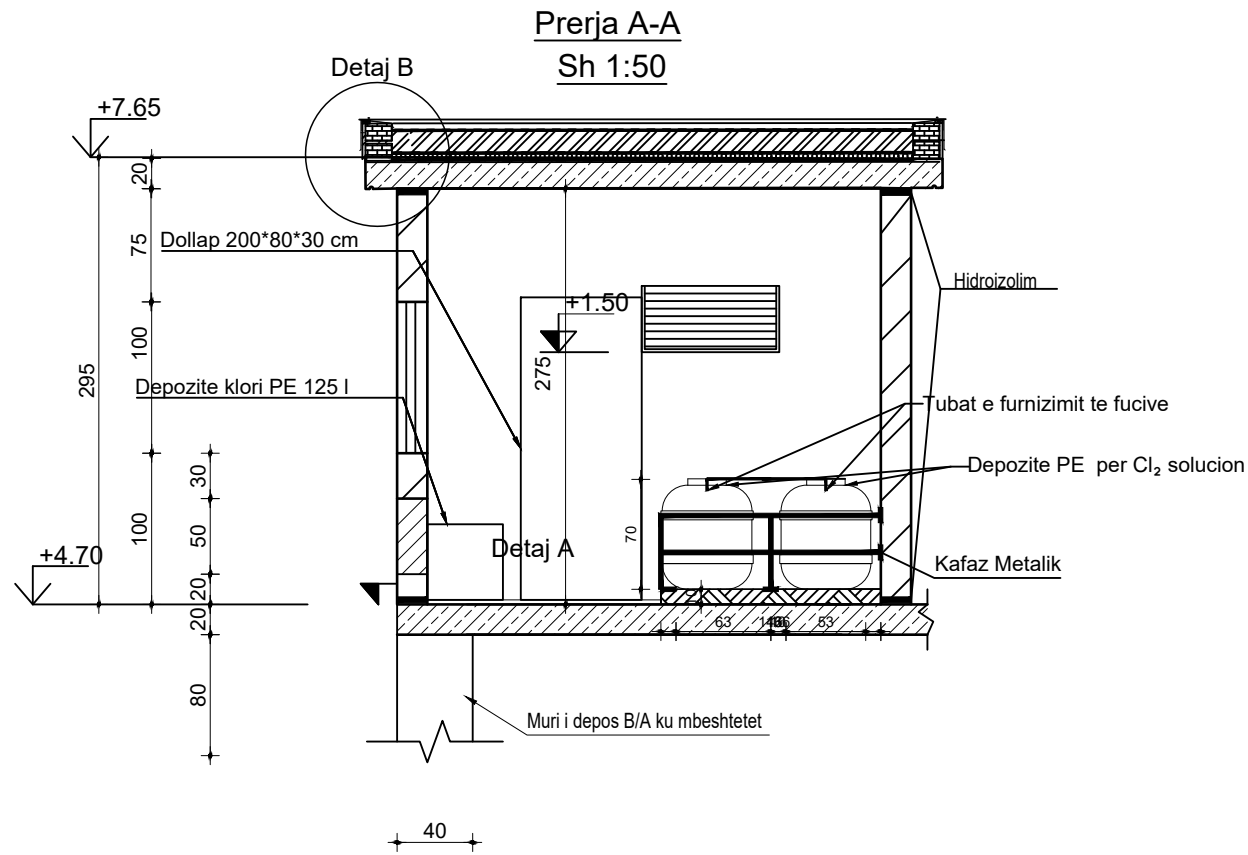
PROJEKTI I DHOMES SE KLORINIMIT

Puseta per neutralizimin e klorit

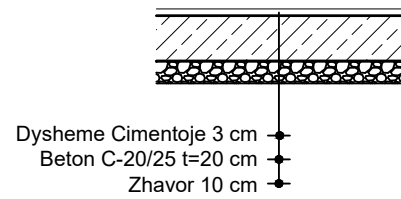
Rishikuar	Date	Pergatiti	Kontrolloi
		Emri... Firma...	Emri... Firma...
		Ing. B. Dedja	
		Ing. E. Teodhori	
		Ing. B. Kallaj	
		Ing. M. Ramlika	
		Ing. D. Troci	
Financuar			Miratoi
Konsulent			
Kodi i vizatimit	Shkalla	Formati	A 3
DHK-5			1



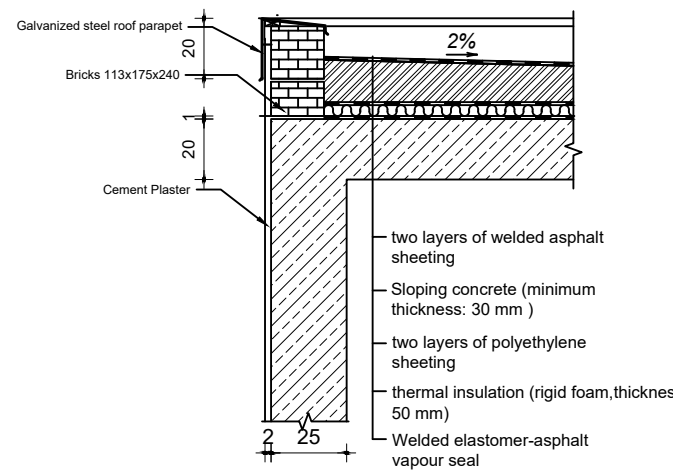
DHOMA KLORINIMIT, PRERJE DHE DETAJE



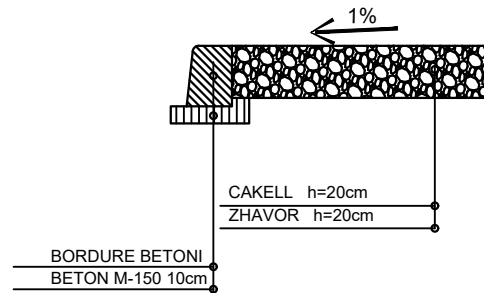
DETAJ A - DYSHEMEJA



DETAIL B - ROOF CHLORINATION BUILDING



DETAJ C - DHOMA E KLORINIMIT



Shenim:

- Suvatim me llac cemento mure te brendshme dhe te jashtme, 1.5 cm ne cdo ane.
- 2 shtresa boje epoksid e jashtme e papershkueshme nga agjentet atmosferike
- 2 shtresa boje vaji e brendshme

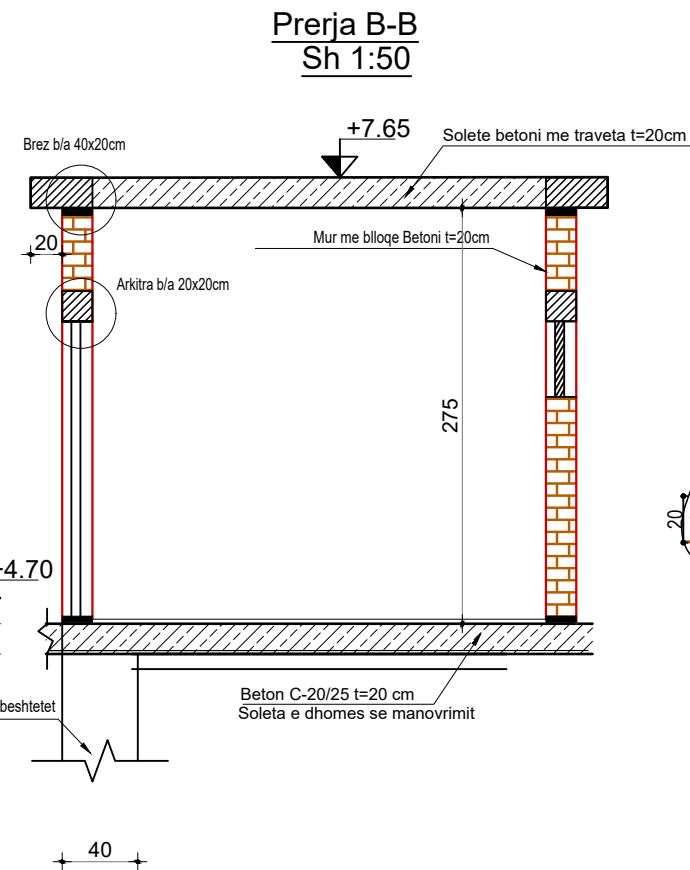
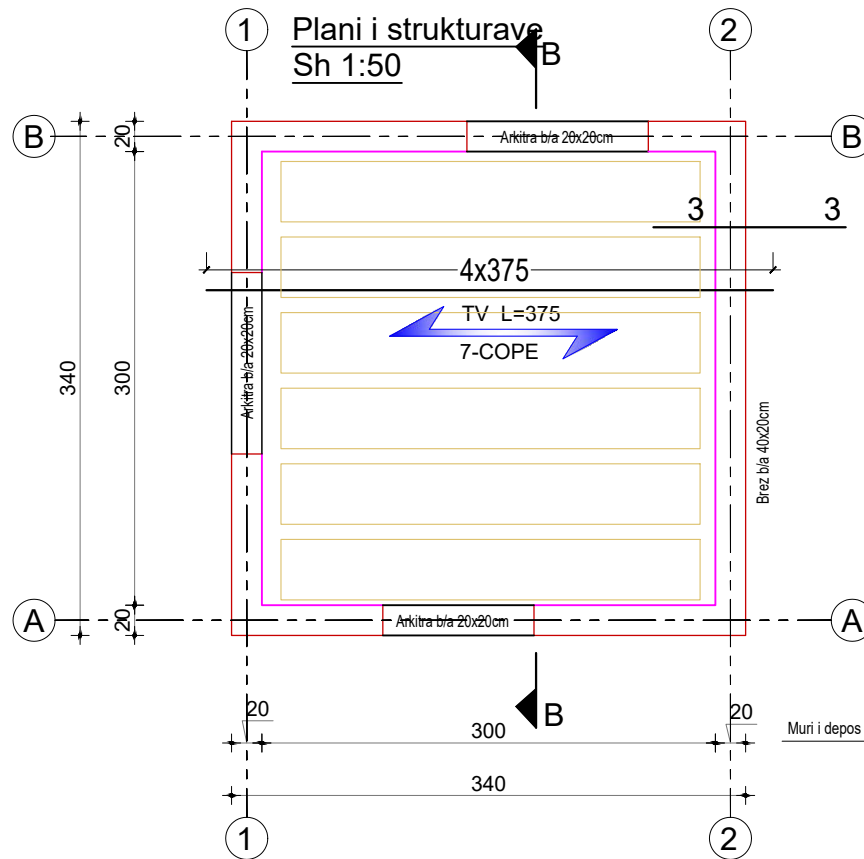
Investitor : Shoqëria Rajonale Ujësjellës Kanalizime Shkoder Sh.a
Projekt Zbatimi: Ndërtimi i Ujësjellësit Bardhaj dhe Bledan Bashkia Shkoder

PROJEKTI I DHOMES SE KLORINIMIT

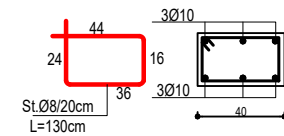
Prerjet dhe detajet e dhomes se klorit

Rishikuar	Date	Pergatiti	Kontrolloi
		Emri... Firma...	Emri... Firma...
		Ing. B. Dedja	
		Ing. E. Teodhori	
		Ing. B. Kaliqi	
		Ing. M. Ramlika	
		Ing. D. Troci	
Final			Miratoi
Konsulent		DERBI-E	
Kodi i vizatimit		Shkalla	Formati
DHK-2			A 3
			1

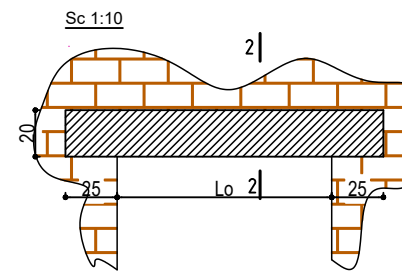
DHOMA E KLORINIMIT, PLAN DHE PRERJE TE ARMIMIT



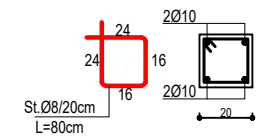
Brez B/A Detaj i Armimit Prerja 3-3



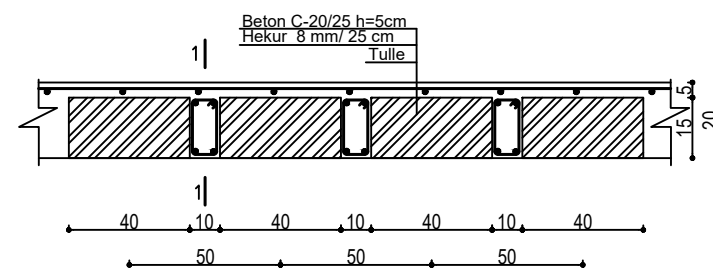
Arkitra B/A 20x20cm



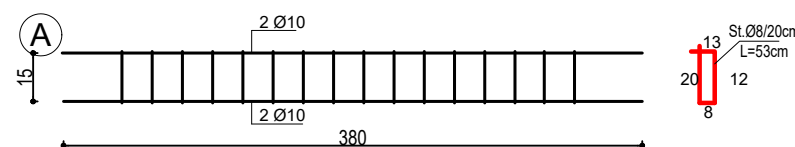
Detaj i Armimit Prerja 2-2



Soleta B/A me traveta t=20cm
Sh 1:10



Detaj i Armimit Prerja 1-1



NR.	Ø mm	L cm	SASIA cope	L m	PERMBLEDHJE E ARMATURES.			
					Ø mm	ΣL m	PESHA kg/ml	PESHA kg
Soleta					10	220.2	0.616	135.6
1	8	800	14.44	115.52				
2	8	53	105	55.65				
3	10	375	28	105				
Breza						229.2		
1	8	130	68	88.4				
2	10	1520	6	91.2				
3	8	80	32	25.6				
9	10	600	4	24.0				
Hekur/Steel Fys=4400kg/cm ²							Sum kg	135.6
Beton/Concrete Rck=250kg/cm ²							m ³	5.10

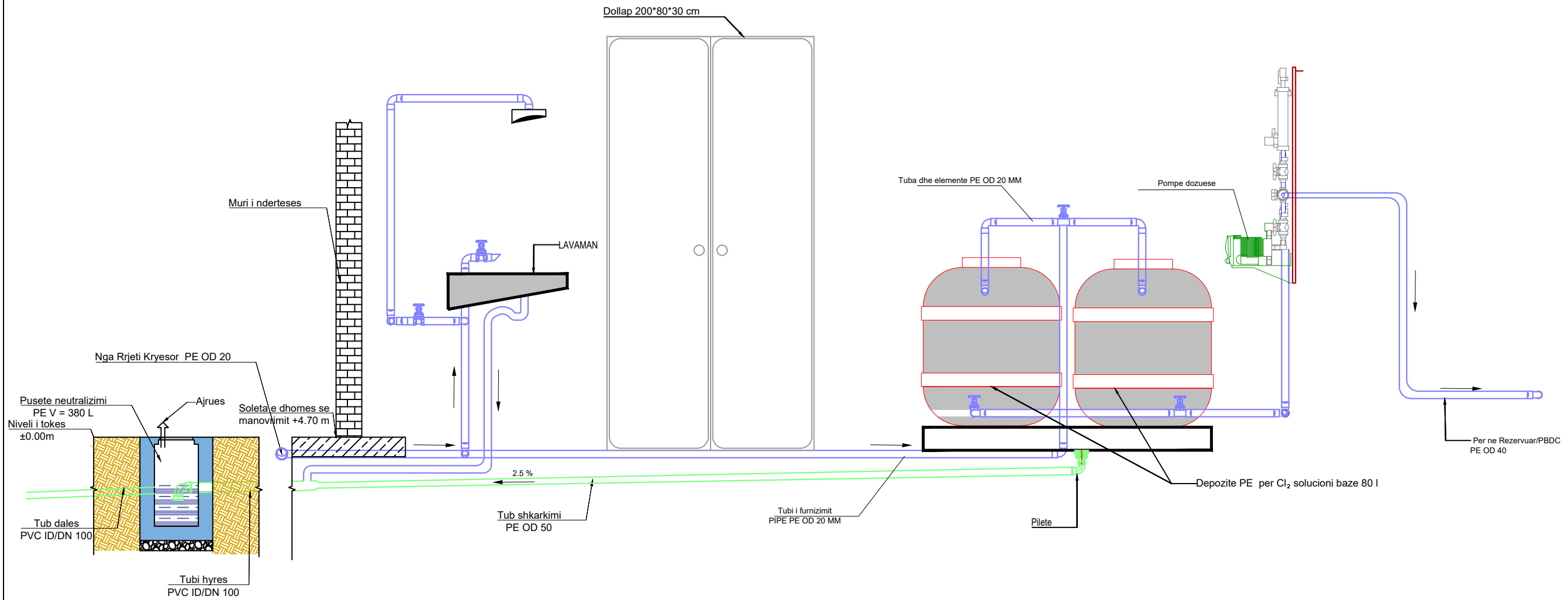
Investitor : Shoqëria Rajonale Ujësjellës Kanalizime Shkoder Sh.a
 Projekt Zbatimi: Ndërtimi i Ujësjellësit Bardhaj dhe Bledan Bashkia Shkoder

PROJEKTI I DHOMES SE KLORINIMIT

Detaje te armimeve

Rishikuar	Date	Pergatiti	Kontrolloi
		Emri... Firma... Ing. B. Dedja Ing. E. Teodhori Ing. B. Kalijqi Ing. M. Ramlika Ing. D. Troci	Emri... Firma...
Final			Miratoi
Konsulentit		DERBI-E	
Kodi i vizatimit DHK-3		Shkalla	Formati A 3 1

SKEMA TEKNOLOGJIKE E IMPIANITI TE KLORINIMIT




Investitor : Shoqëria Rajonale Ujësjellës Kanalizime Shkoder Sh.a
 Projekt Zbatimi: Ndërtimi i Ujësjellësit Bardhaj dhe Bledan Bashkia Shkoder

PROJEKTI I DHOMES SE KLORINIMIT

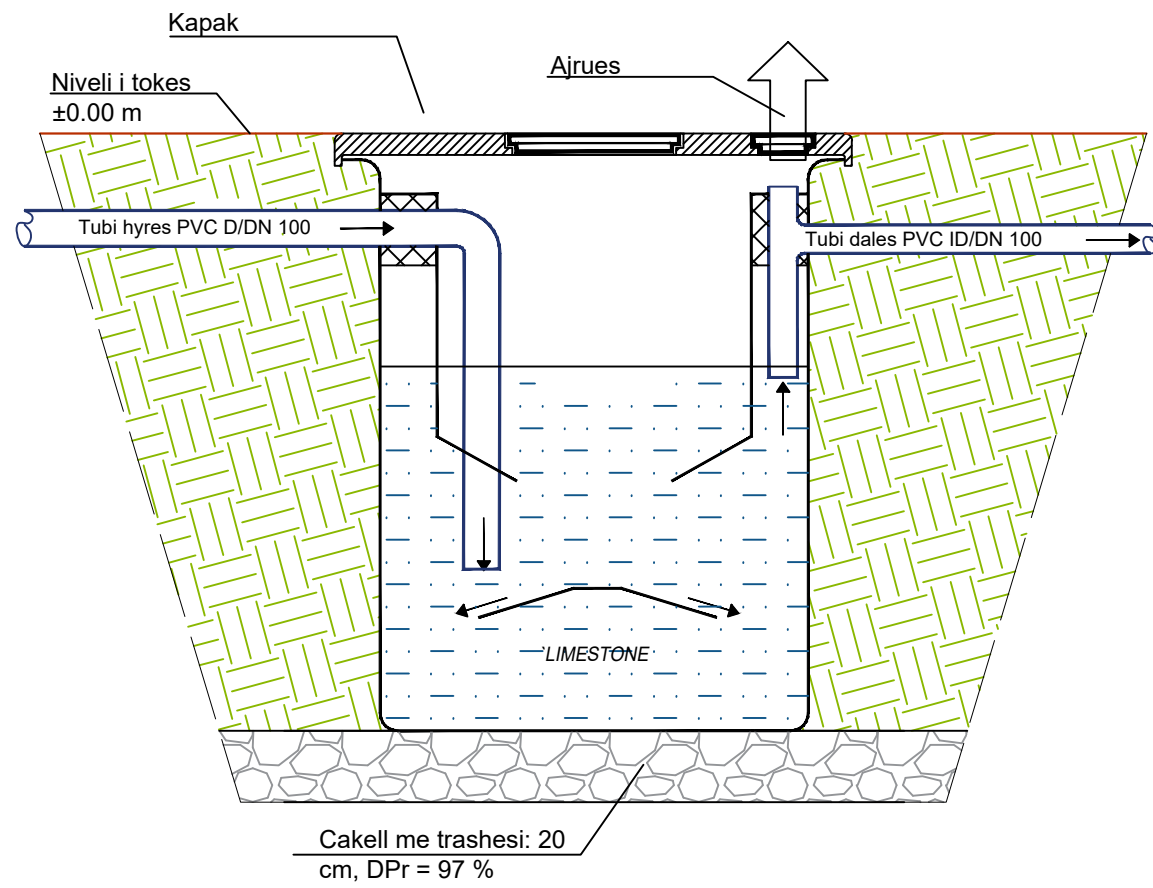
Skema teknologjike e dhomes se klorit

Rishikuar	Date	Pergatiti	Kontrolloi
		Emri... Firma...	Emri... Firma...
		Ing. B. Dedja	
		Ing. E. Teodhori	
		Ing. B. Kaliqi	
		Ing. M. Ramlika	
		Ing. D. Troci	
Final			Miratoi
Konsulentit			
Kodi i vizatimit	Shkalla	Formati	A 3
DHK4			1

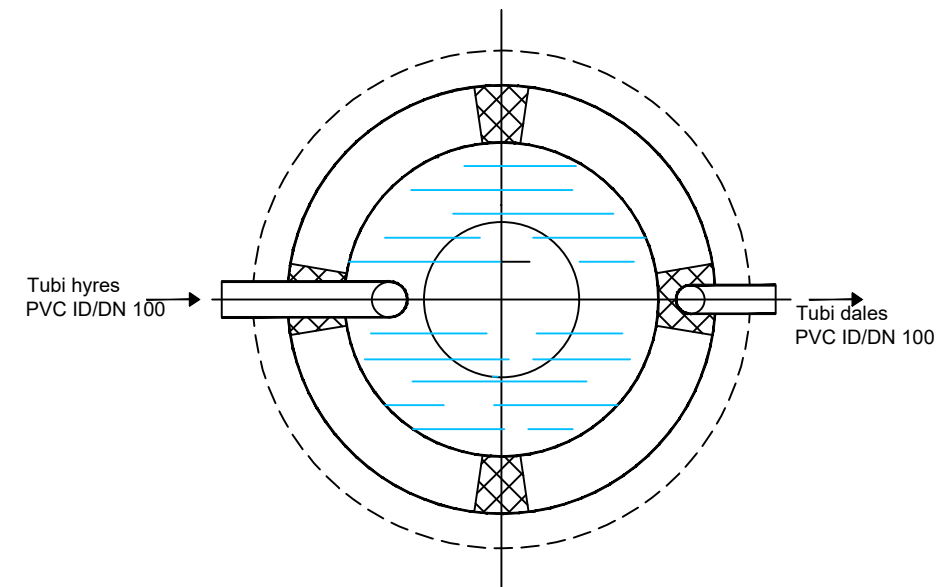


PUSETE PE PER NEUTRALIZIMIN E KLORIT V = 380L

PRERJE



PLANIMETRI




Investitor : Shoqëria Rajonale Ujësjellës Kanalizime
Shkoder Sh.a
Projekt Zbatimi: Ndërtimi i Ujësjellësit Bardhaj dhe Bledan
Bashkia Shkoder

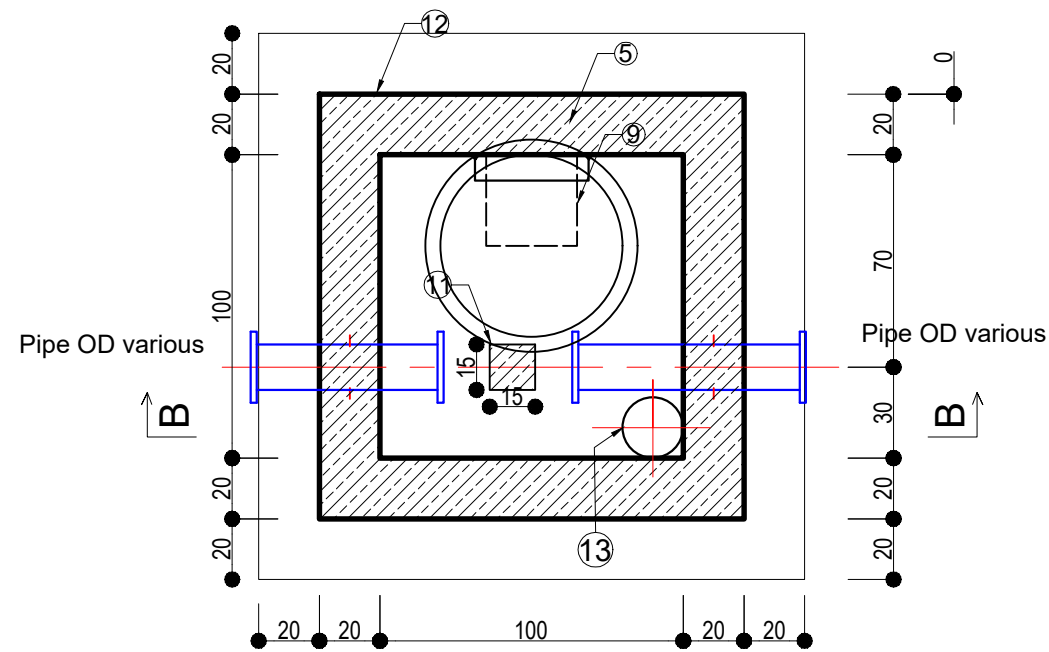
PROJEKTI I DHOMES SE KLORINIMIT

Puseta per neutralizimin e klorit

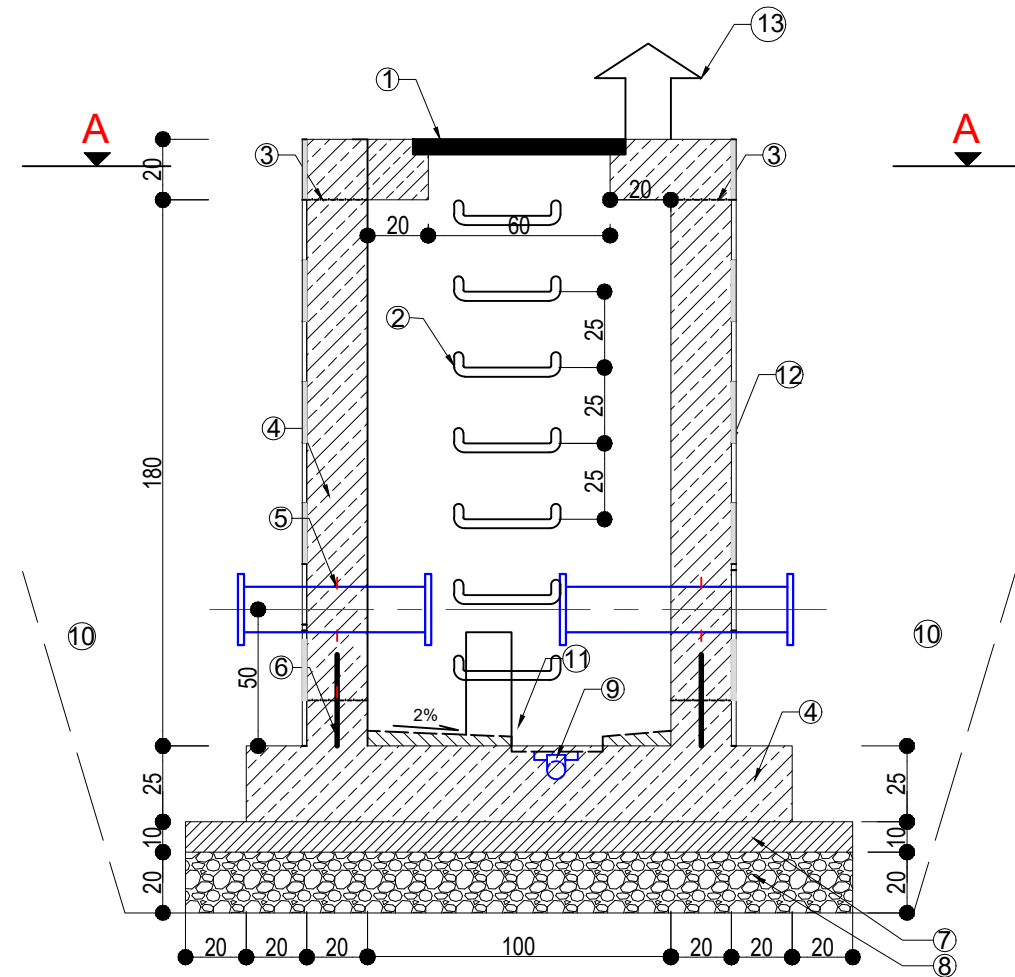
Rishikuar	Date	Pergatiti	Kontrolloi
		Emri... Firma...	Emri... Firma...
		Ing. B. Dedja	
		Ing. E. Teodhori	
		Ing. B. Kaliqi	
		Ing. M. Ramlika	
		Ing. D. Troci	
Final			Miratoi
Konsulentit			
Kodi i vizatimit		Shkalla	Formati A 3
DHK-5			1



PUSETA AJRUESE PLANIMETRI



PUSETA AJRUESE SEKSIONI B - B




Nr. l elementit	Elementi
1	Kapak Gize dhe kornize, EN 124, Klasi A15 deri D400, me hapje 600mm
2	Shkalle, EN 13101, shkelja 300 x 150 mm
3	Nyje bashkimi e papershkueshme nga uji me material ngjites
4	Beton C20/25
5	Tub me gomine per kalimin e murit ose tub me flanaxhe, DN variabe
6	Waterstop
7	Beton I varfer C12/15, 10cm
8	Zhavor, 20cm, shkalla e ngjeshjes 97 %
9	Grope ne dysheme, 30x30x5 (e pajisur me pilete dhe tub 32 aty ku eshte l mundur drenazhi)
10	Mbushje perreth pusetes me material jo koheziv (toke kategoria 3-4), ne shtresa prej 40 cm, shkalla e ngjeshjes 97 %
11	Beton C12/15 per suportin e tubave, dimensionet variojne
12	Tre shtresa me Bitum ne faqet e jashtme te mureve qe jane ne kontakt me dheun
13	Tub Ajrimi

Investitor :
BASHKIA SHKODËR
Projekt Zbatimi Furnizimi me uje i Fshatrave Bardhaj, Bleran me puse shpimi ne Njesine Administrative Bardhaj, Bashkia Shkoder

PUSETA E AJRIMIT

Puseta e ajrimit plan dhe prerje

Rishikuar	Date	Pergatiti	Kontrolloi
		Emri... Firma... Ing. B. Dedja	Emri... Firma...
		Ing. E. Teodhori	
		Ing. B. Kaliqi	
		Ing. M. Ramlika	
		Ing. D. Troci	
Final			
Konsulent			Miratoi
Kodi i vizatimit	Shkalla	Formati	A 3
	1:2000		1



OBJEKTI: PUSETE AJRIMI

PROJEKTI KONSTRUKTIV

TABELA E FLETEVE

NR. I FLETES	EMERTIMI I FLETES
J-02	PLANI I THEMELEVE, KUOTA -1.40. PAMJET E MUREVE B/A
J-03	PLLAKA E THEMELIT (zgara e poshtme dhe e siperme)
J-04	MURI B/A 1, 2, A DHE B
J-05	PLANI I STRUKTURAVE KUOTA +0.60
J-06	ARMIMI I SOLETES KUOTA +0.60

Shenime

Investitor
Bashkia Divjake

Emertimi i projektit:
NDERTIMI I DEPOS,
TUBACIONIT KRYESOR
DHE RRJETIT
SHPERNDARES TE
UJESJELLESIT GRABIAN

Faza e Projektit

PROJEKT ZBATIM

PUSETA E AJRIMIT
PROJEKTI KONSTRUKTIV

Konsulentit

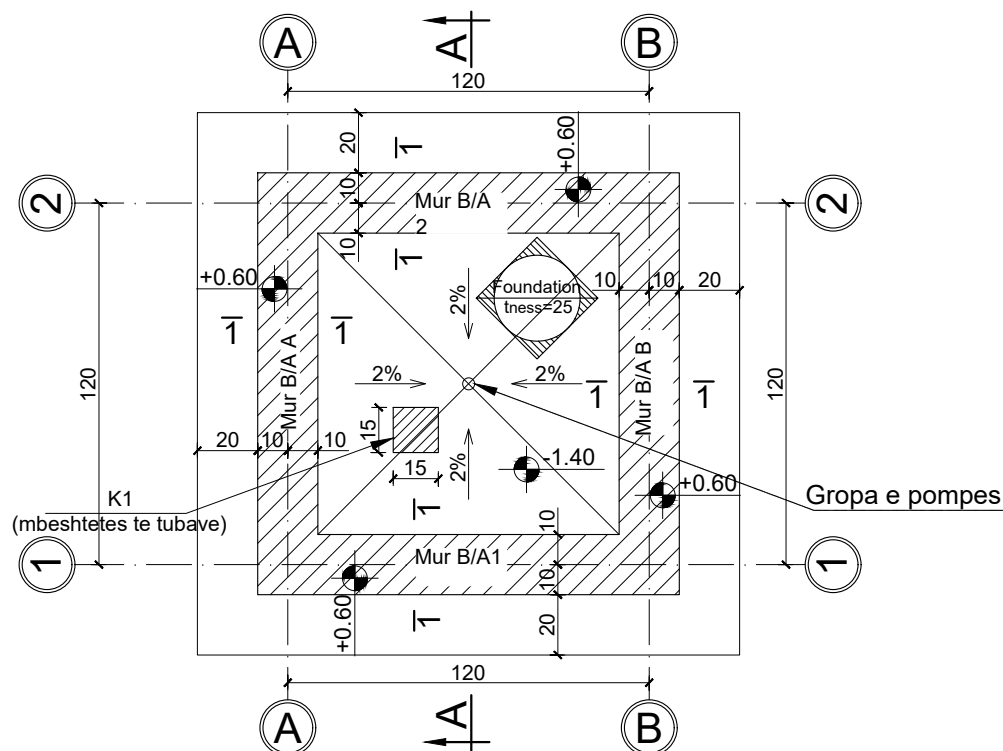
.....Logo_CEC_GROUP.jpg

Projektoi	Emer Mbiemer	Firma
Insh. Nderim	Vangjush MBRICË	
Insh. Nderim	Anduen MBRICË	
Insh. Mekanik	Paskal JARAZI	
Insh. Gjeolog	Pellumb TOSKA	
Insh. Elektrik	Xhulian HOXHA	
Insh. Topograf	Nuredin HAMZAI	
Topograf	Gerald FARI	
Insh. Civil	Xhensika LENGU	

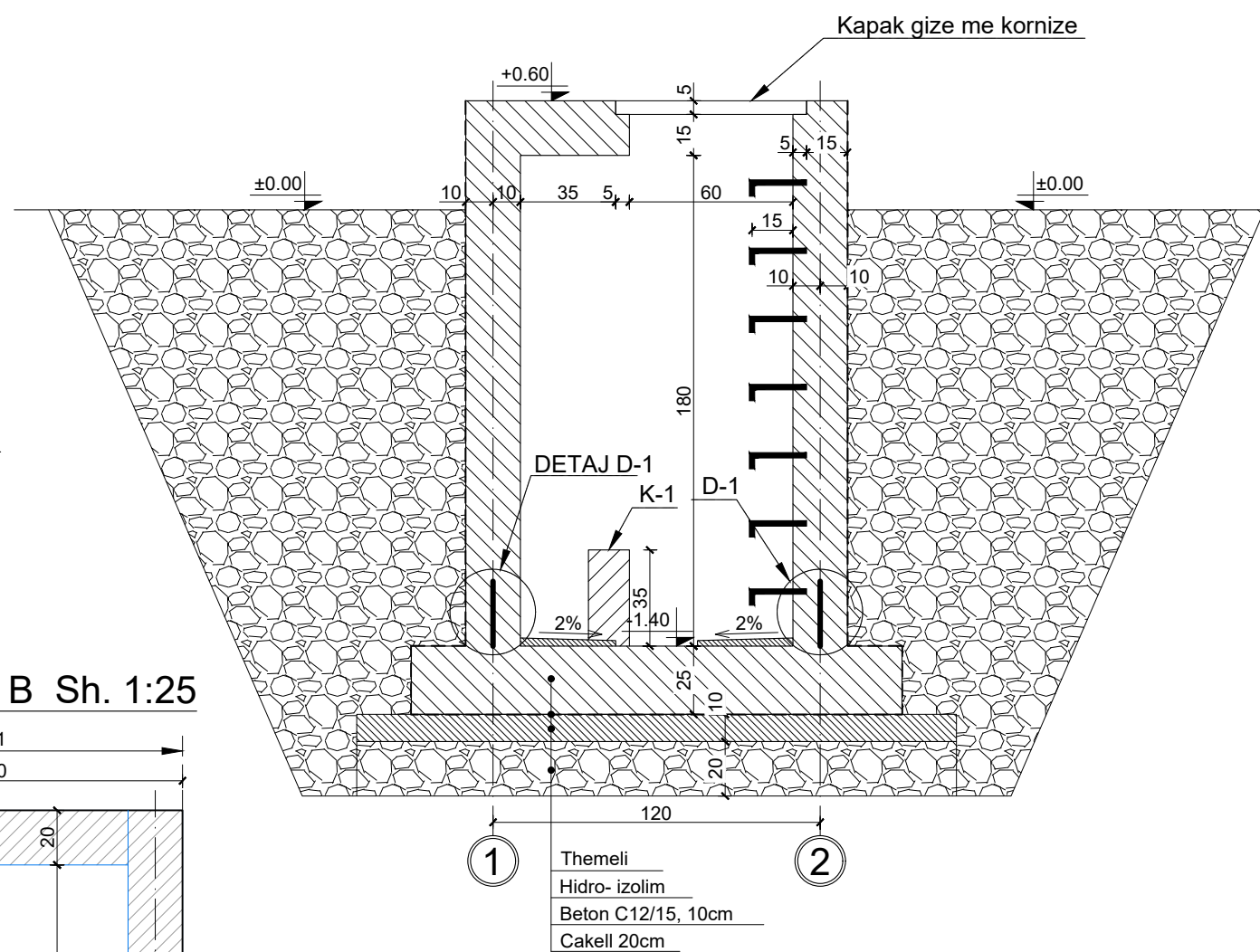
Emertimi fletes:
Tabela e fleteve

Nr. i fletes:

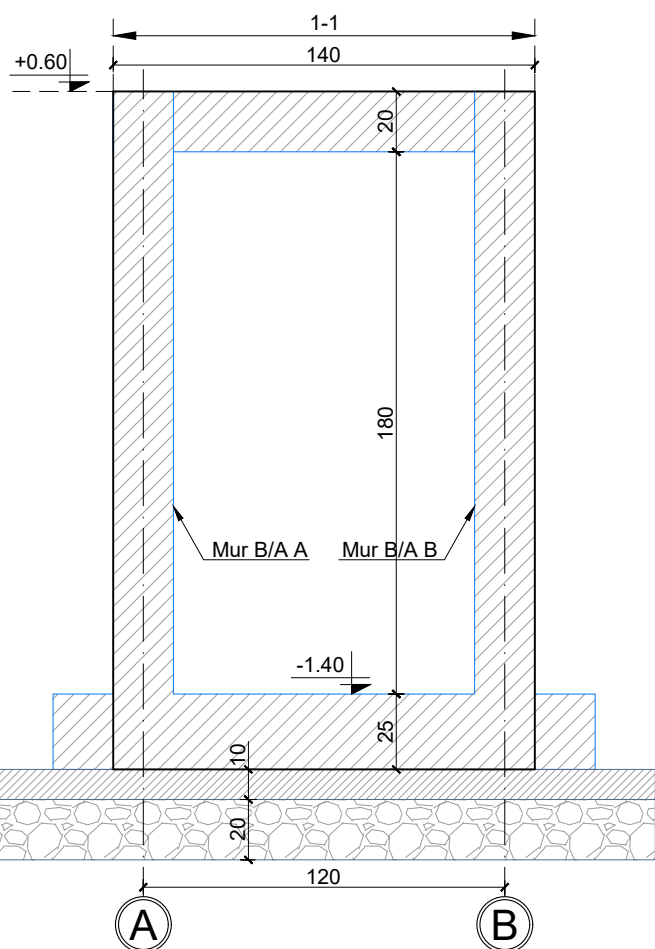
PLANI I THEMELEVE -1.40, Sh. 1:25



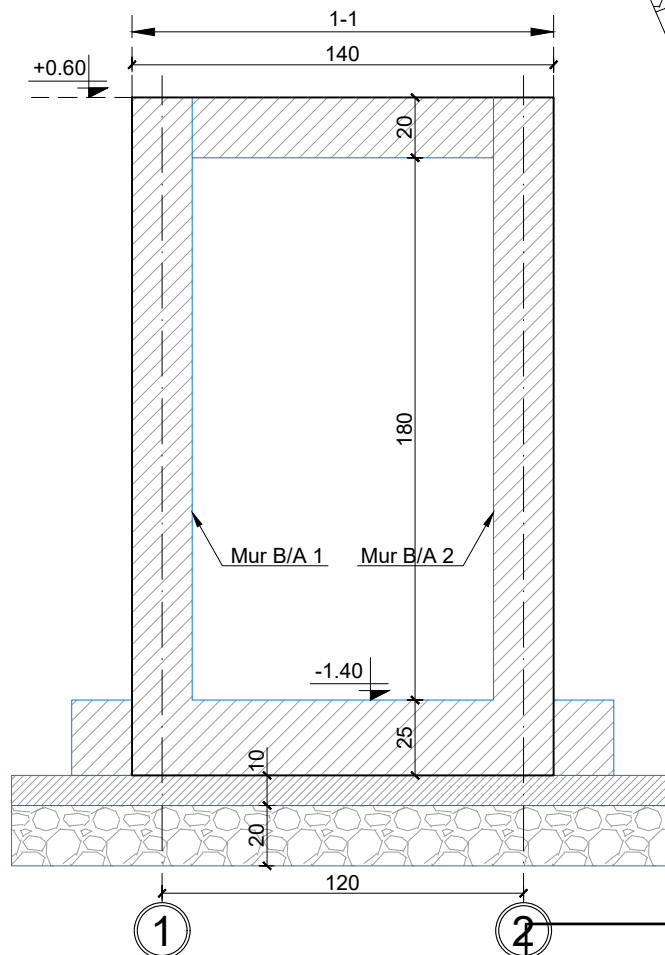
PRERJA A-A, Sh. 1:25



Mur B/A 1 & 2 Sh. 1:25



Mur B/A A & B Sh. 1:25



DETAJ D-1
Armimi per mbrojtjen waterstop, Sh.1:25

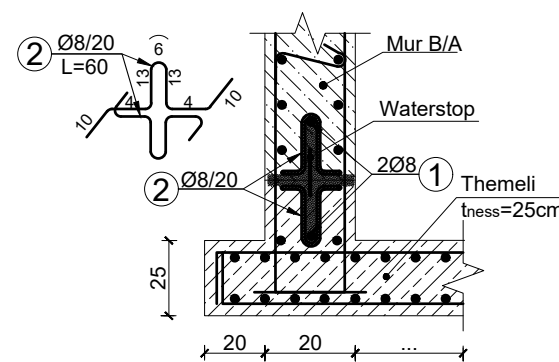


TABELA E SPECIFIKIMIT TE ARMATURES

Lloji	Sasia	Poz. Element	d	l (cm)	cope	L (m)	Pesha/nj	Pesha /	TOTALI/
D-1	1	1	8	1200	1	12.00	0.395	4.74	4.74
		2	8	60	48	28.80	0.395	11.36	11.36
									16.10

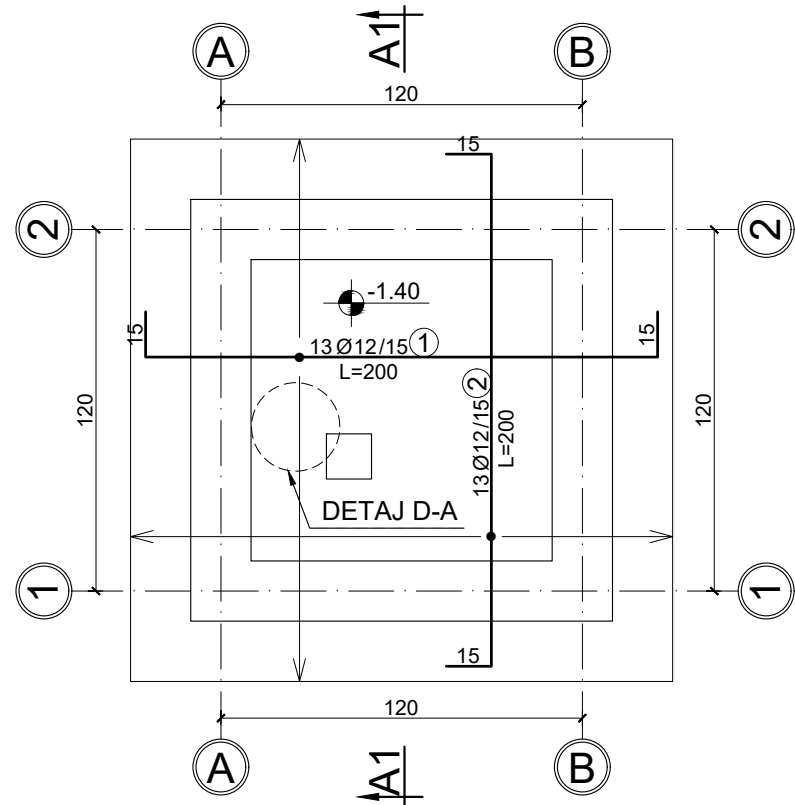
Investitor :
BASHKIA SHKODËR
Projekt Zbatimi Furnizimi me uje i Fshatrave Bardhaj, Bleran me puse shpimi ne Njesine Administrative Bardhaj, Bashkia Shkoder

PUSETA E AJRIMIT

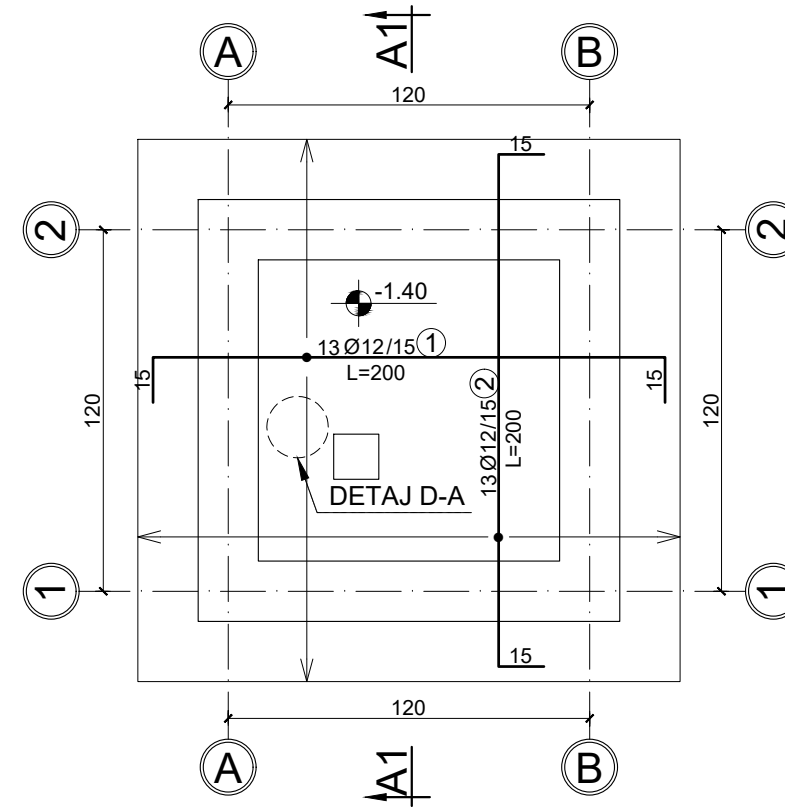
Plani i themeleve, kuota -1.40

Rishikuar	Date	Pergatiti	Kontrolloi
		Emri... Firma... Ing. B. Dedja	Emri... Firma... Ing. E. Teodhori
		Ing. B. Kaliqi	Ing. M. Ramlika
		Ing. D. Troci	
Kodi i vizatimit		Shkalla	Formati
1:2000			A 3

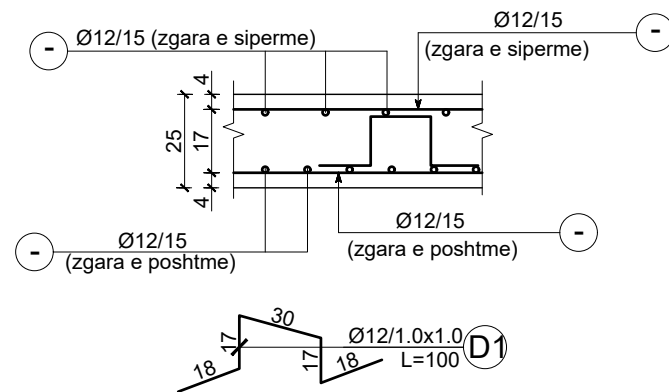
**ARMIMI I PLLAKES SE THEMELIT
(ZGARA E POSHTME) KUOTA: -1.40 ,Sh. 1:2:**



**ARMIMI I PLLAKES SE THEMELIT
(ZGARA E SIPERME) KUOTA: -1.40 ,Sh. 1:25**



DETAJ D-A, Sh. 1:25



PRERJA A1-A1, Sh. 1:25

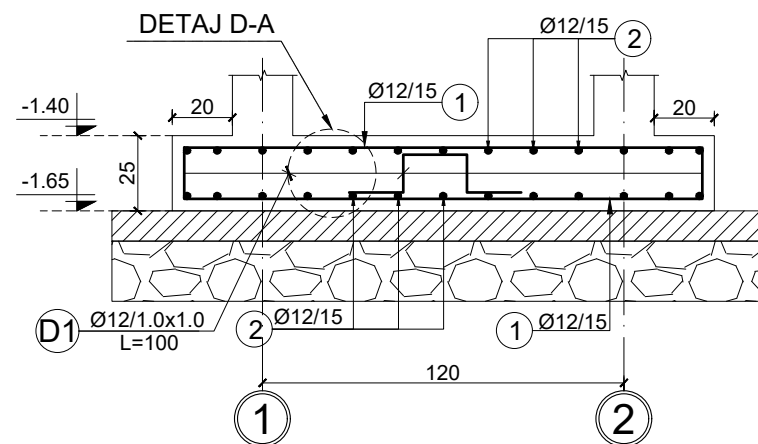


TABELA E SPECIFIKIMIT TE ARMATURES


Lloji	Sasia	Poz. Element	d	l (cm)	cope	L (m)	Pesha/nj	Pesha /	TOTALI/
Pllaka e themelit / (zgara e poshtme)	1	1	12	200	13	26.0	0.888	23.08	23.08
		2	12	200	13	26.0	0.888	23.08	23.08
		D1	12	100	4	4.0	0.888	3.55	3.55
								49.72	
(zgara e sipërme)	1	1	12	200	13	26.0	0.888	23.08	23.08
		2	12	200	13	26.0	0.888	23.08	23.08
								46.17	

Investitor :
BASHKIA SHKODËR
Projekt Zbatimi Furnizimi me uje i Fshatrave Bardhaj,Bleran me
puse shpimi ne Njesine Administrative Bardhaj, Bashkia Shkoder

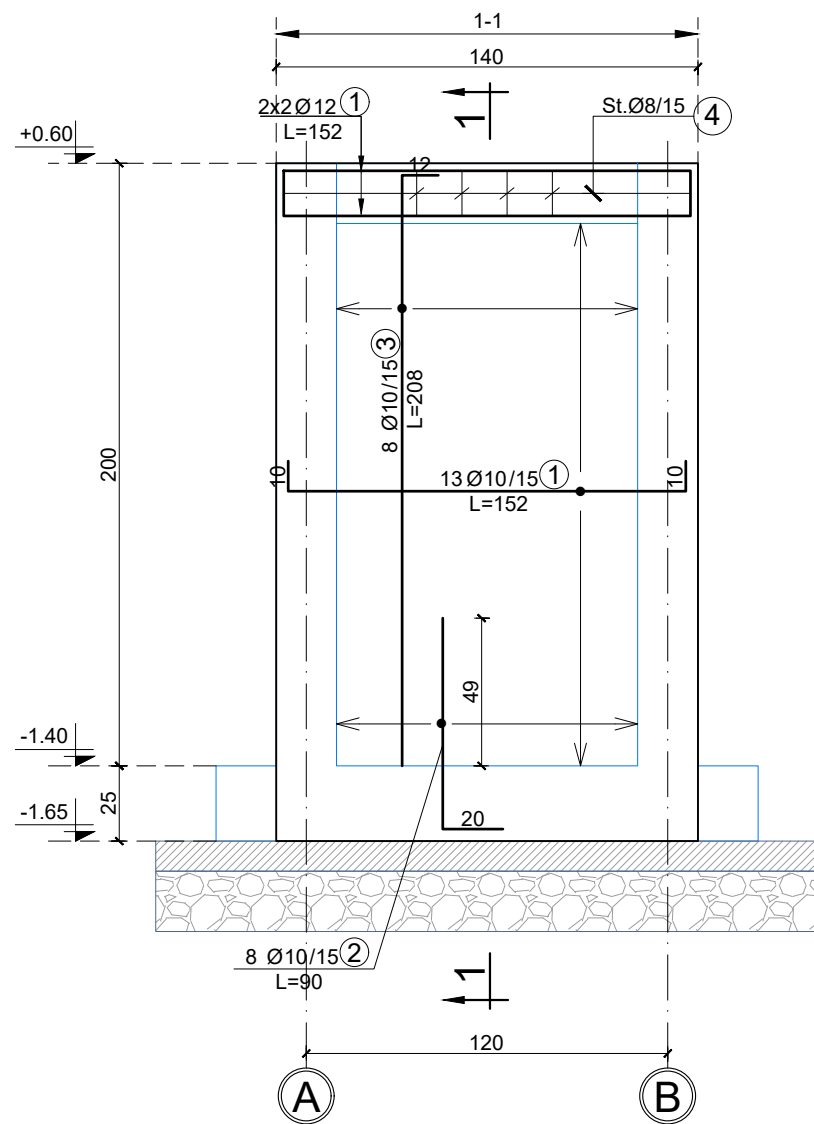
PUSETA E AJRIMIT

Armimi i pllakes se themelit

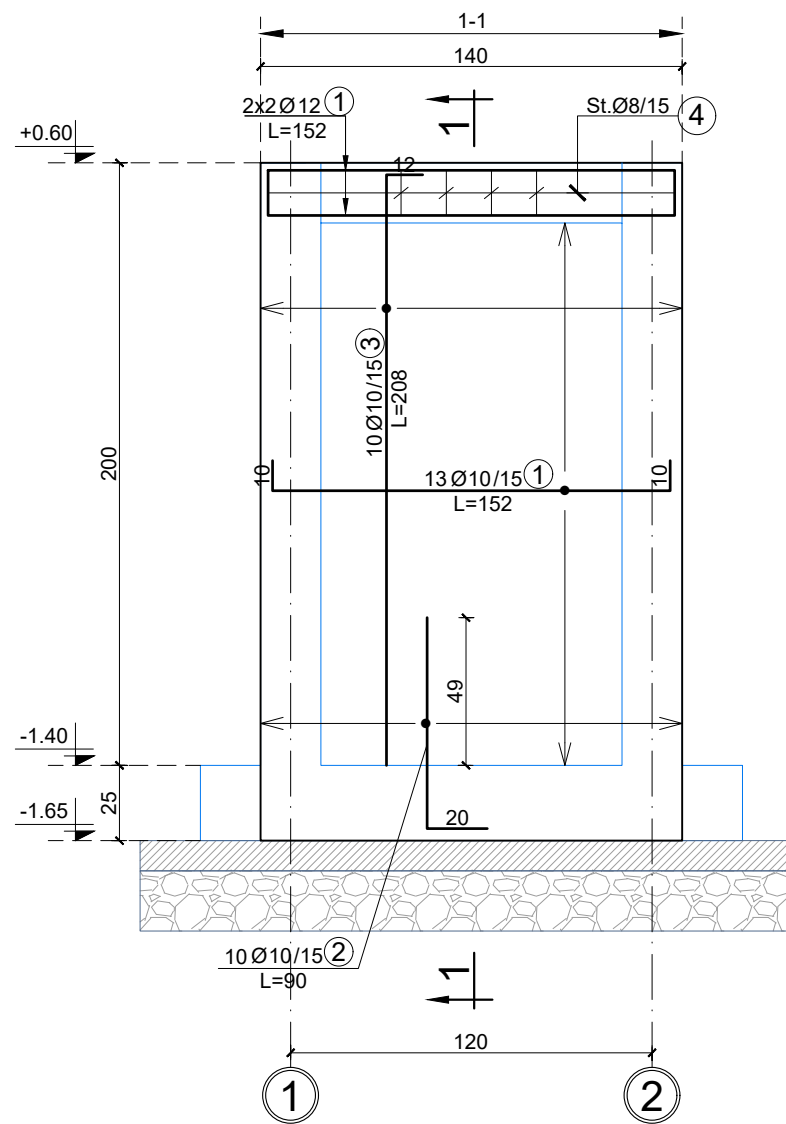
Rishikuar	Date	Pergatiti	Kontrolloi
		Emri... Firma...	Emri... Firma...
		Ing. B. Dedja	
		Ing. E. Teodhori	
		Ing. B. Kaliqi	
		Ing. M. Ramlika	
		Ing. D. Troci	
Final			
Konsulent			Miratoi
Kodi i vizatimit	Shkalla	Formati	A 3
	1:2000		1



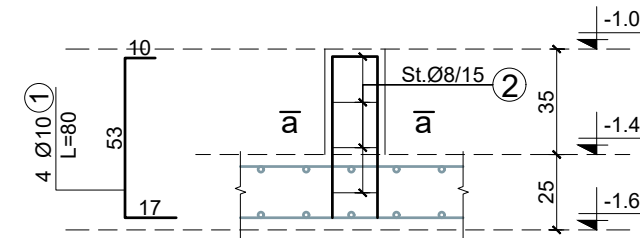
Mur B/A 1 & 2 Sh. 1:25



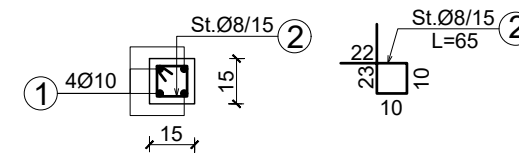
Mur B/A A & B Sh. 1:25



K1 - Sh. 1:25



Prerja 1-1, Sh. 1:25



Prerja 1-1, Sh. 1:25

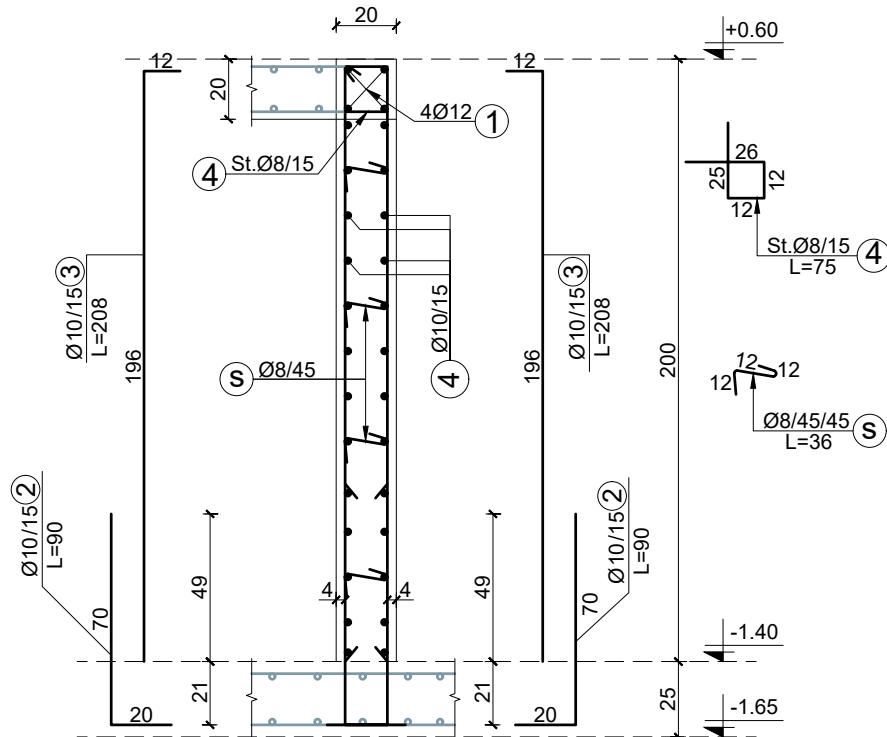



TABELA E SPECIFIKIMIT TE ARMATURES									
Lloji	Sasia	Poz. Element	d	l (cm)	cope	L (m)	Pesha/nj	Pesha /	TOTALI/
Mur B/A 1 & 2	2	1	10	152	17	25.84	0.617	15.93	31.86
		2	10	90	8	7.20	0.617	4.44	8.88
		3	10	208	8	16.64	0.617	10.26	20.52
		4	8	75	8	6.00	0.395	2.37	4.74
		s	8	36	13	4.68	0.395	1.85	3.69
									69.69
Mur B/A A & B	2	1	10	152	17	25.84	0.617	15.93	31.86
		2	10	90	10	9.00	0.617	5.55	11.10
		3	10	208	10	20.80	0.617	12.82	25.65
		4	8	75	8	6.00	0.395	2.37	4.74
		s	8	36	13	4.68	0.395	1.85	3.69
									77.04
K1	1	1	10	80	4	3.20	0.617	1.97	3.95
		2	8	65	4	2.60	0.395	1.03	2.05
									6.00

Investitor :
BASHKIA SHKODËR
Projekt Zbatimi Furnizimi me uje i Fshatrave Bardhaj, Bleran me puse shpimi ne Njesine Administrative Bardhaj, Bashkia Shkoder

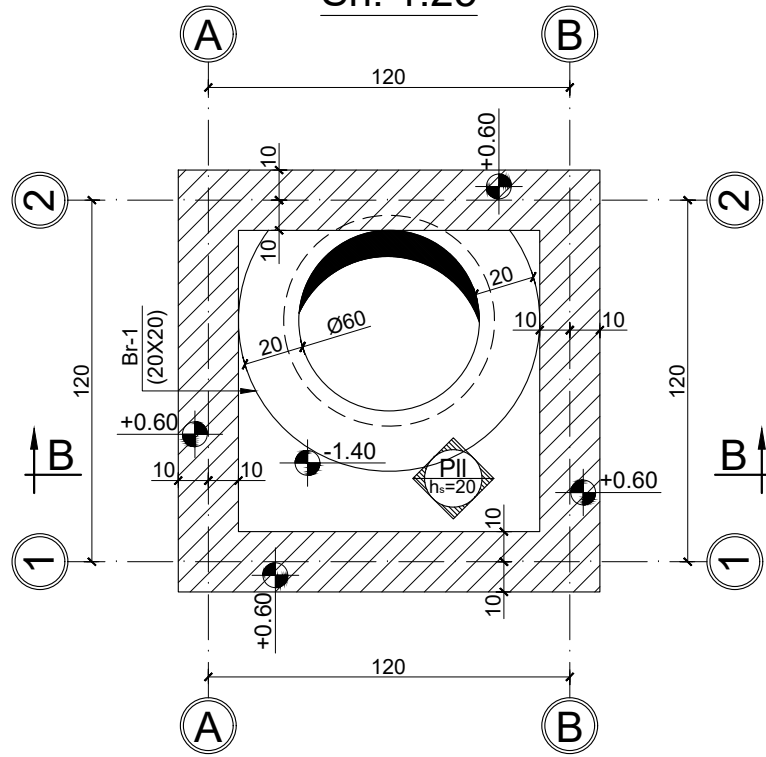
PUSETA E AJRIMIT

Armimi i mureve - pusetat e ajrimit

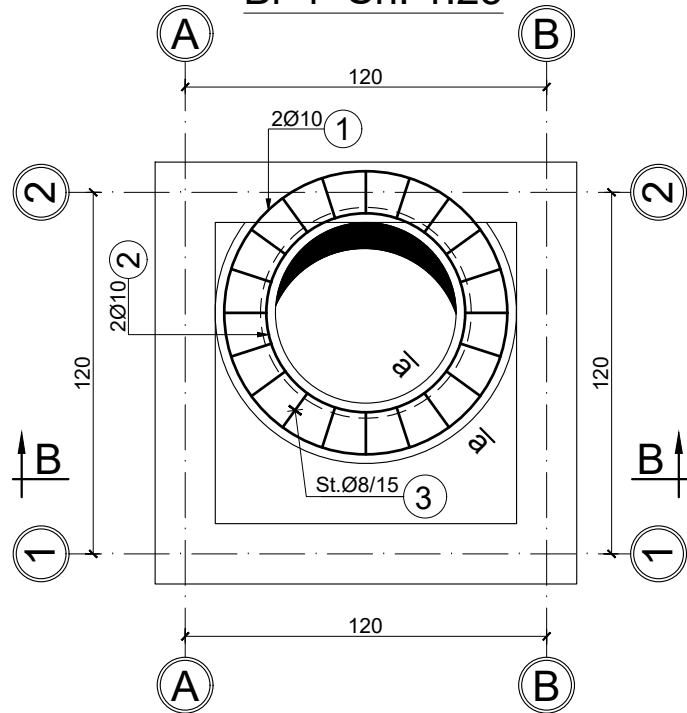
Rishikuar	Date	Pergatiti	Kontrolloi
		Emri... Firma...	Emri... Firma...
		Ing. B. Dedja	
		Ing. E. Teodhori	
		Ing. B. Kaliqi	
		Ing. M. Ramlika	
		Ing. D. Troci	
Firma			
Konsulent			Miratoi
Kodi i vizatimit	Shkalla	Formati	A 3
	1:2000		1



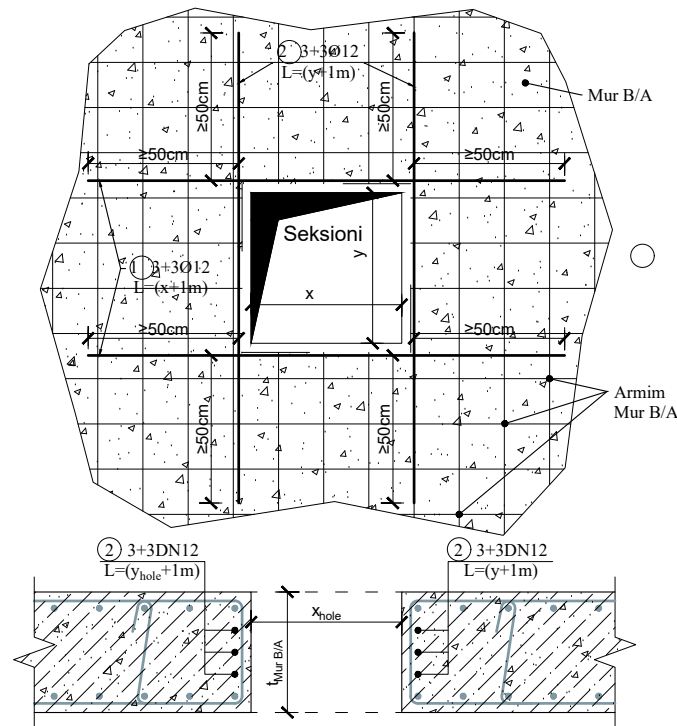
PLANI I STRUKTURAVE NIVELI +0.60,
Sh. 1:25



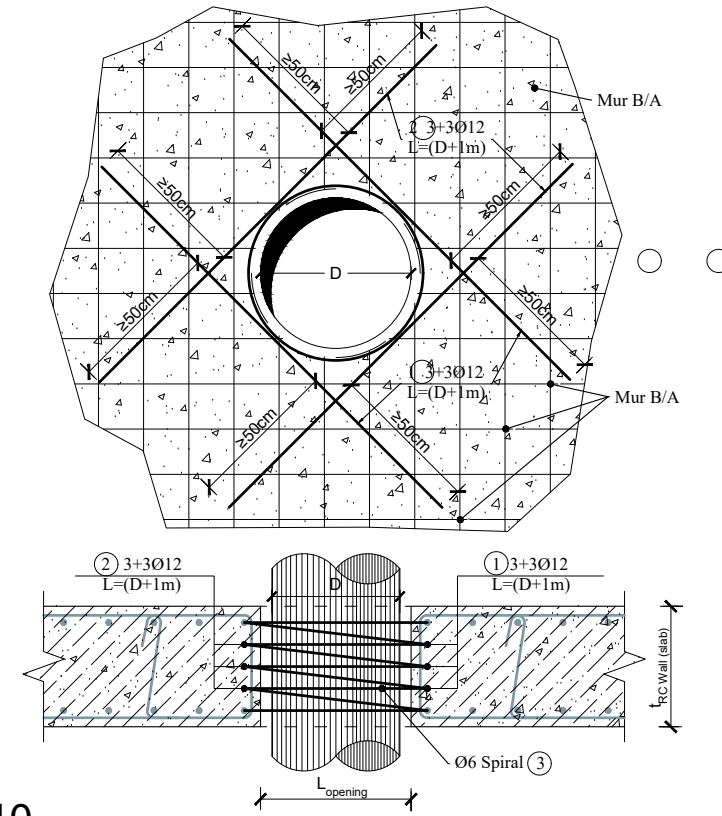
Br-1 Sh. 1:25



PROFIL TIP TIP
(SEKSION DREJTKENDOR), Sh. 1:25



PROFIL TIP
(SEKSION RRETHOR), Sh. 1:25



Prerja a-a Sh. 1:10

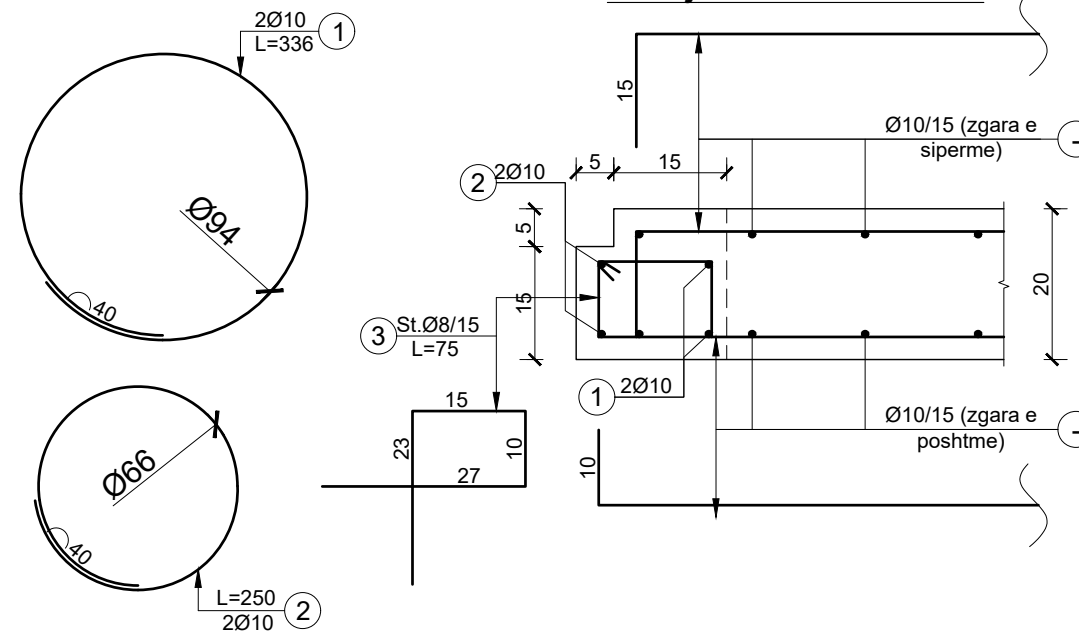


TABELA E SPECIFIKIMIT TE ARMATURES


Lloji	Sasia	Poz. Element	d	l (cm)	cope	L (m)	Pesha/nj	Pesha /	TOTALI/
Br-1	1	1	10	336	2	6.72	0.617	4.14	4.14
		2	10	250	2	5.00	0.617	3.08	3.08
		3	8	75	20	15.00	0.395	5.92	5.92
									13.14

Investitor :
BASHKIA SHKODËR
Projekt Zbatimi Furnizimi me uje i Fshatrave Bardhaj, Bleran me puse shpimi ne Njesine Administrative Bardhaj, Bashkia Shkoder

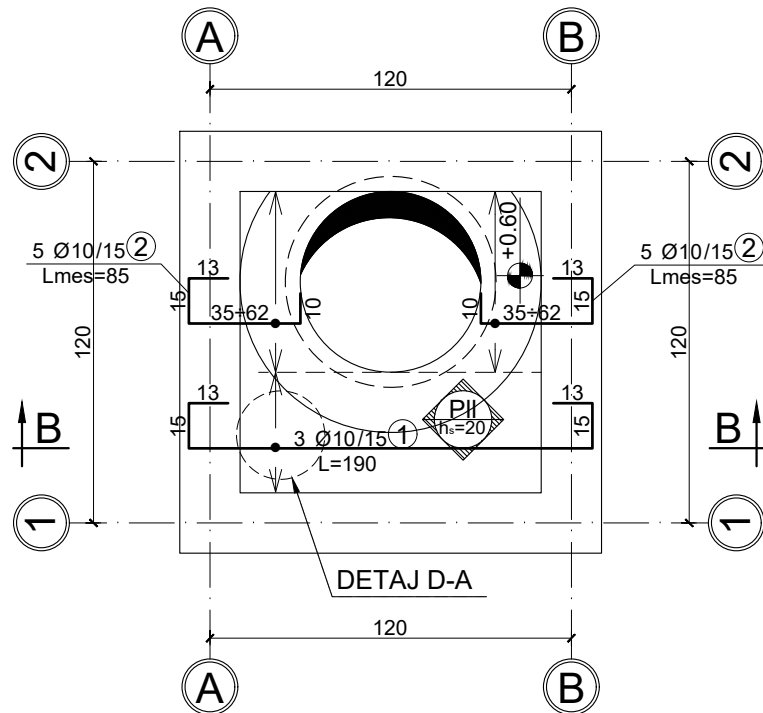
PUSETA E AJRIMIT

Plani i strukturave- kuota +0.60m

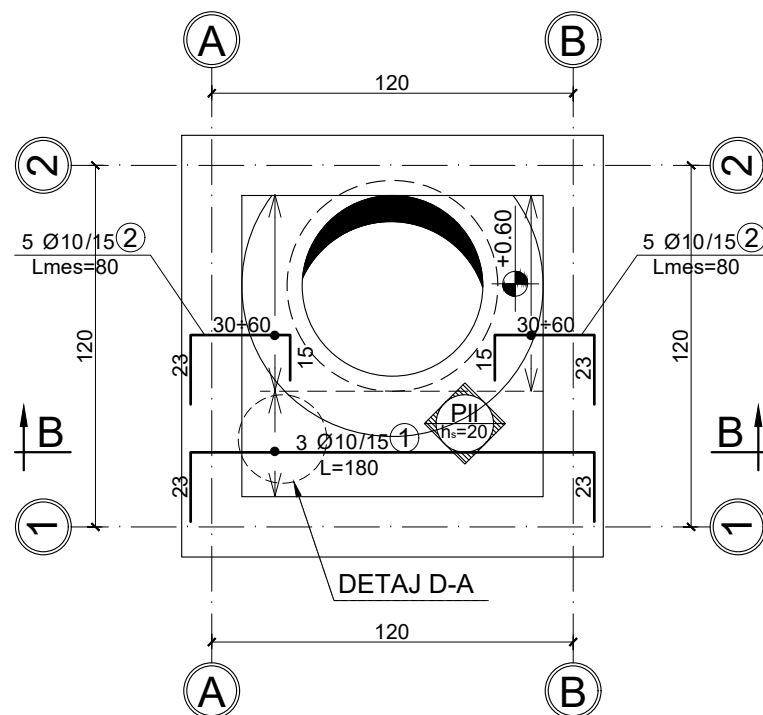
Rishikuar	Date	Pergatiti	Kontrolloi
		Emri... Firma...	Emri... Firma...
		Ing. B. Dedja	
		Ing. E. Teodhori	
		Ing. B. Kaliqi	
		Ing. M. Ramlika	
		Ing. D. Troci	
Konsulent:			Miratoi
Kodi i vizatimit		Shkalla	Formati
		1:2000	A 3
			1



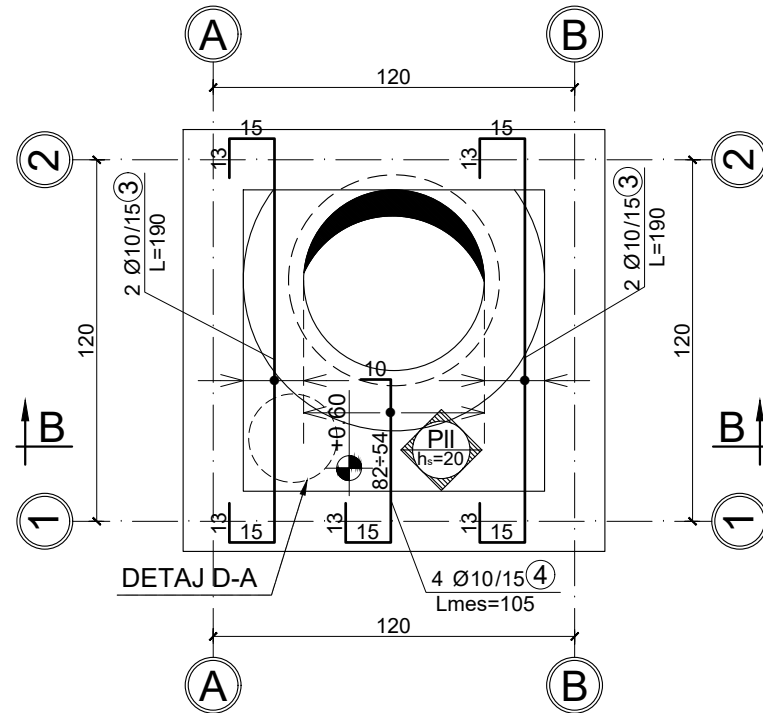
Soleta ne kuoten +0.60
(zgara e poshtme, drejtimi 1), Sh. 1:25



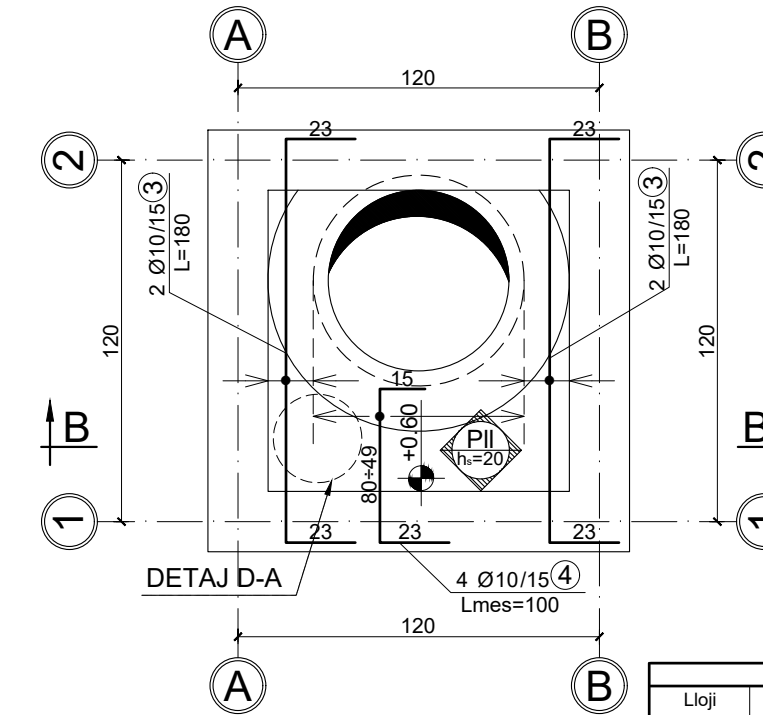
Soleta ne kuoten +0.60
(zgara e sipërme, drejtimi 1), Sh. 1:25



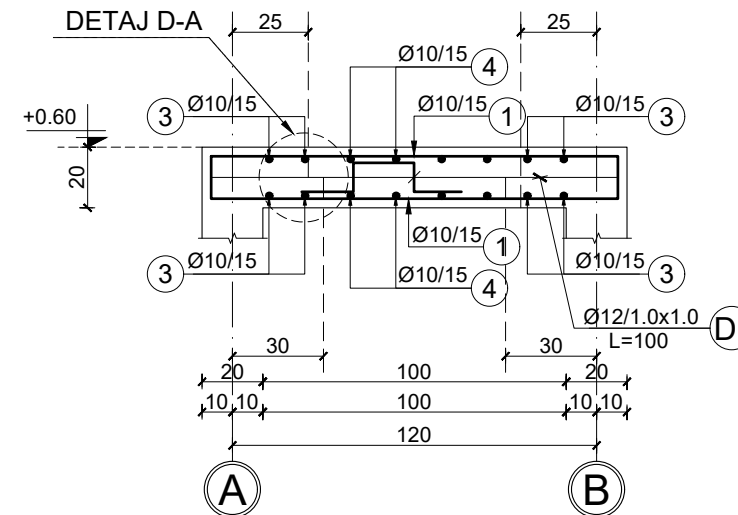
Soleta ne kuoten +0.60
(zgara e poshtme, drejtimi 2), Sh. 1:25



Soleta ne kuoten +0.60
(zgara e sipërme, drejtimi 2), Sh. 1:25



Prerja B-B Sh. 1:25



DETAJ D-A Sh. 1:25

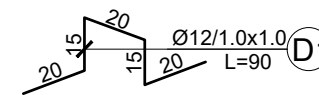
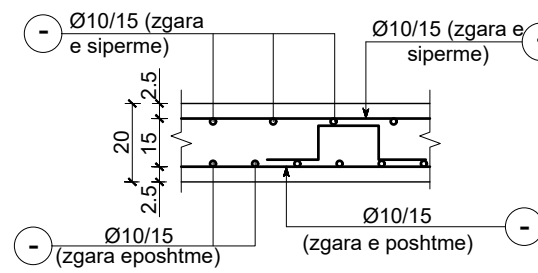


TABELA E SPECIFIKIMIT TE ARMATURES									
Lloji	Sasia	Poz. Element	d	l (cm)	cope	L (m)	Pesha/nj	Pesha /	TOTALI/
Kuota +0.60 (zg. e poshtme)	1	1	10	190	3	5.70	0.617	3.51	3.51
		2	10	*85	10	8.50	0.617	5.24	5.24
		3	10	190	4	7.60	0.617	4.69	4.69
		4	10	*105	4	4.20	0.617	2.59	2.59
		D1	12	100	3	3.00	0.888	2.66	2.66
(*) - gjatesi mesatare								18.69	
Kuota +0.60 (zg. e sipërme)	1	1	10	180	3	5.40	0.617	3.33	3.33
		2	10	*80	10	8.00	0.617	4.93	4.93
		3	10	180	4	7.20	0.617	4.44	4.44
		4	10	*100	4	4.00	0.617	2.47	2.47
(*) - gjatesi mesatare								15.17	

Investitor :
BASHKIA SHKODËR
Projekt Zbatimi Furnizimi me uje i Fshatrave Bardhaj, Bleran me puse shpimi ne Njesine Administrative Bardhaj, Bashkia Shkoder

PUSETA E AJRIMIT

Armimi i soletes, kuota -1.40

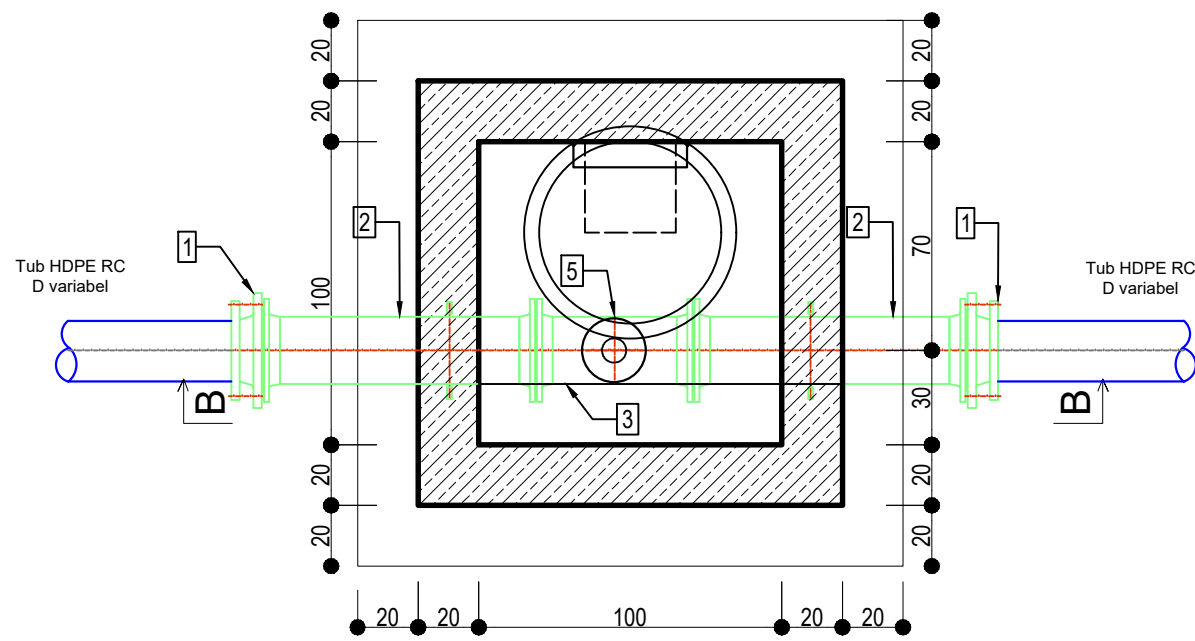
Rishikuar	Date	Pergatiti	Kontrolloi
		Emri... Firma...	Emri... Firma...
		Ing. B. Dedja	
		Ing. E. Teodhori	
		Ing. B. Kaliqi	
		Ing. M. Ramlika	
		Ing. D. Troci	

Kodi i vizatimit: Shkalla: 1:2000, Formati: A3, Nr: 1

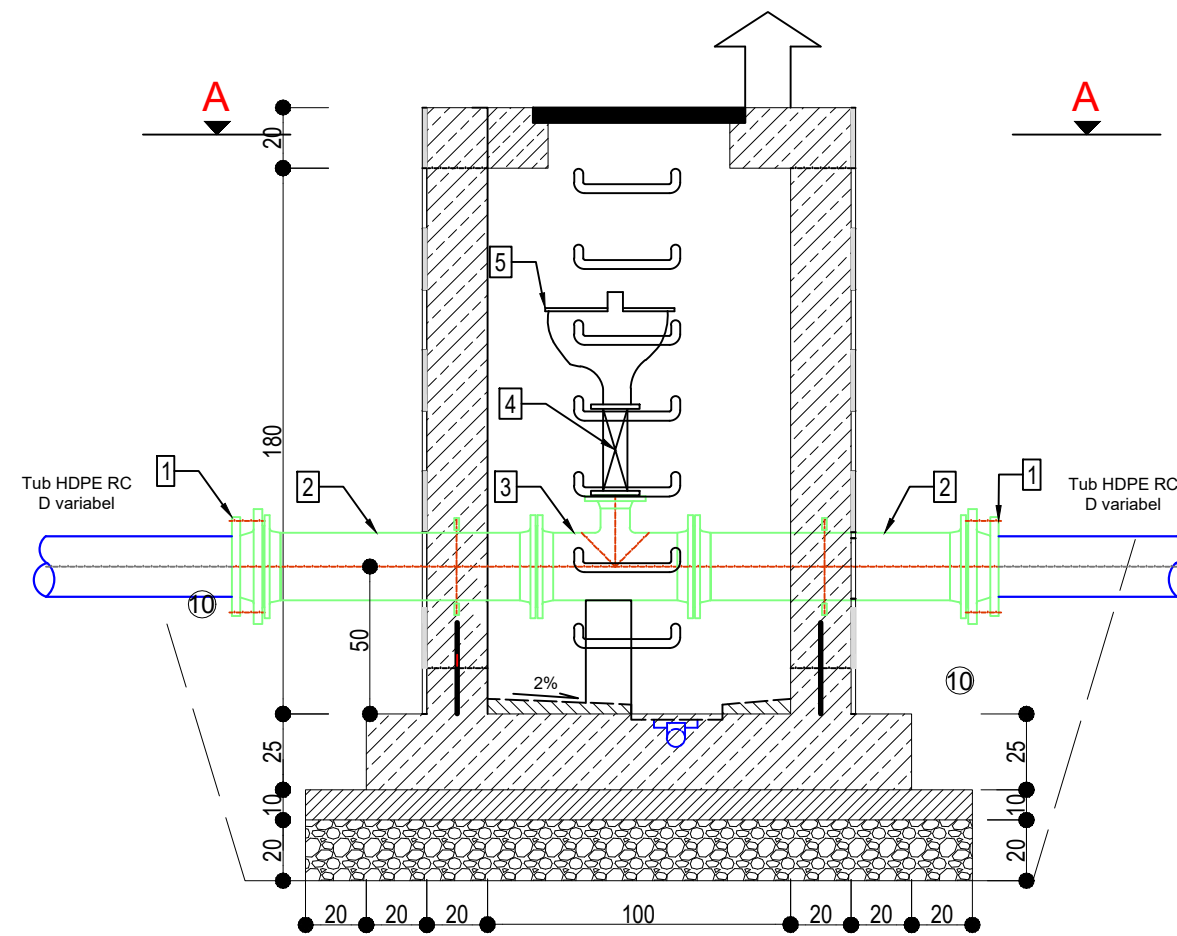
PUSETA AJRUESE MEKANIKET, PLANIMETRI B-B

PUSETA AJRUESE,MEKANIKET SEKSIONI A-A

PRERJA A-A



PRERJA B-B



ELEMENTET

- | | | |
|---|--------------------------|--------|
| ① | FLLANXE ADAPTOR | 2 cope |
| ② | TUB ME FLLANXHA L=1000 | 2 cope |
| ③ | T REUKTUESE ME FLLANXE | 1 cope |
| ④ | SARACINESKE DN 50/50 | 1 cope |
| ⑤ | VALVE / AJRUES DN 50 /50 | 1 cope |

Investitor :
BASHKIA SHKODËR
Projekt Zbatimi Furnizimi me uje i Fshatrave Bardhaj,Bleran me
puse shpimi ne Njesine Administrative Bardhaj, Bashkia Shkoder

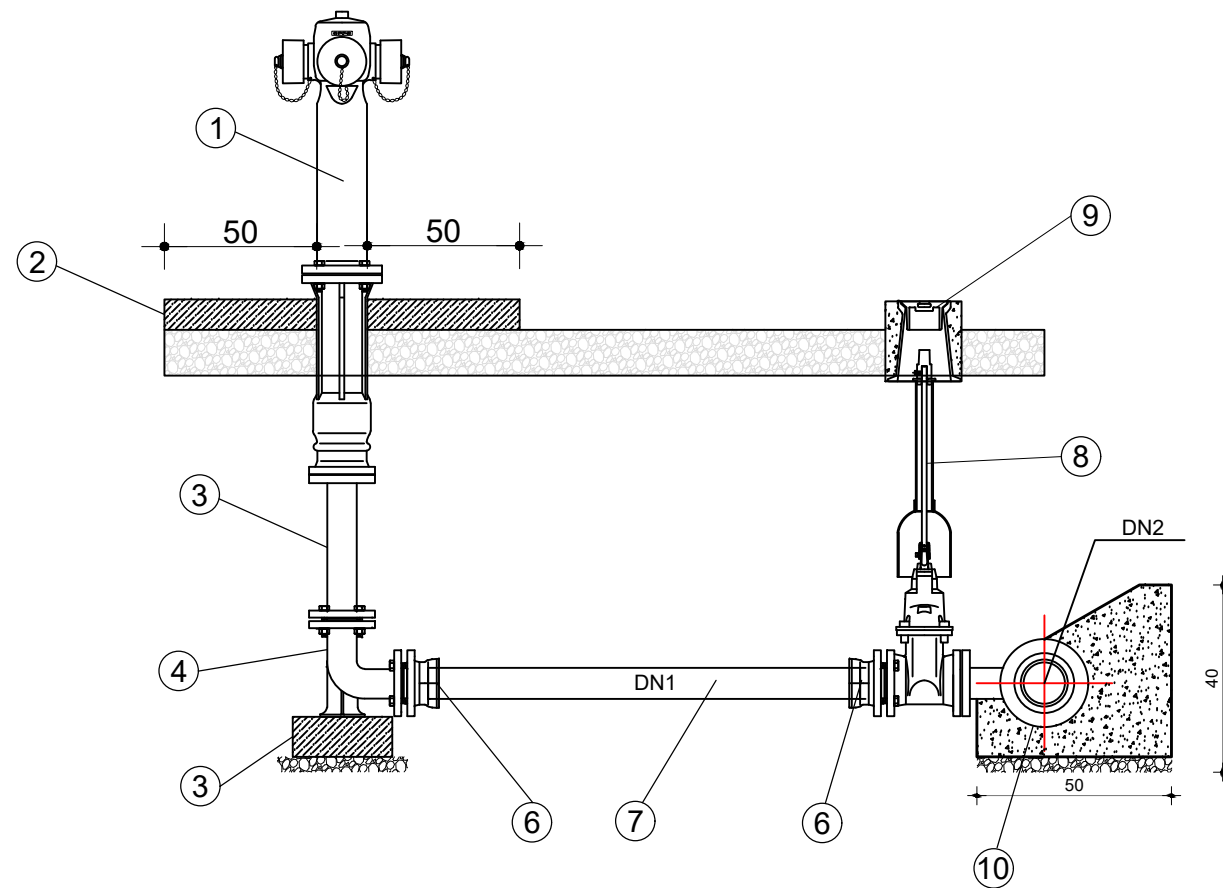
PUSETA E AJRIMIT

Armimi i soletes, kuota -1.40

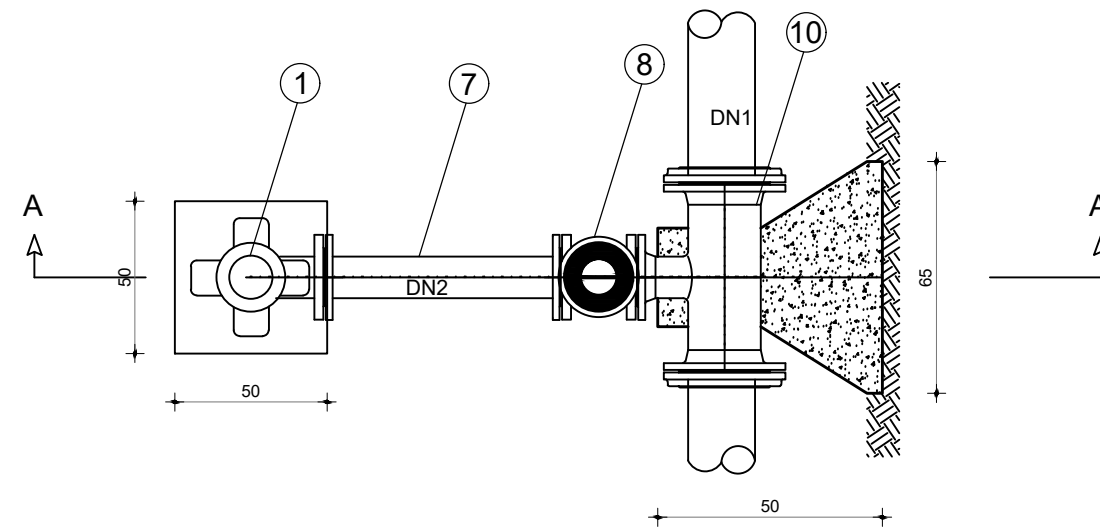
Rishikuar	Date	Pergatiti	Kontrolloi
		Emri... Firma...	Emri... Firma...
		Ing. B. Dedja	
		Ing. E. Teodhori	
		Ing. B. Kaliqi	
		Ing. M. Ramlika	
		Ing. D. Troci	
Final			Miratoi
Konsulent:		DERBI-E	
Kodi i vizatimit	Shkalla	Formati	A 3
	1:2000		1

INSTALIMI I HIDRANTEVE MBI TOKE

PRERJA A-A



PLAN



Nr.	Pershkrimi	Njesia	Sasia
1	Hidrant	cope	1
2	Blok betoni 0.5x0.5m	cope	1
3	Tub me Fllanxe	cope	1
4	DI Brryl 90°	cope	1
5	Blok betoni	cope	1
6	Flanxe Adaptor	cope	2
7	TUB PE100-RC OD 90 L ~	cope	1
8	Saracinesk me Aks Vertikal DN80	cope	1
9	Kutia Siperfaqesore per Saracinesken	cope	1
10	Tee Reduktuese PE EF	cope	1

Investitor :
BASHKIA SHKODËR
 Projekt Zbatimi Furnizimi me uje i Fshatrave Bardhaj, Bleran me
 puse shpimi ne Njesine Administrative Bardhaj, Bashkia Shkoder

HIDRANTET

Instalimi i hidranteve mbi toke

Rishikuar	Date	Pergatiti	Kontrolloi
		Emri... Firma...	Emri... Firma...
		Ing. B. Dedja	
		Ing. E. Teodhori	
		Ing. B. Kaliqi	
		Ing. M. Ramlika	
		Ing. D. Troci	
Final			
Konsulenti:		DERBI-E	Miratoi
Kodi i vizatimit	Shkalla	Formati	A 3
	1:2000		1

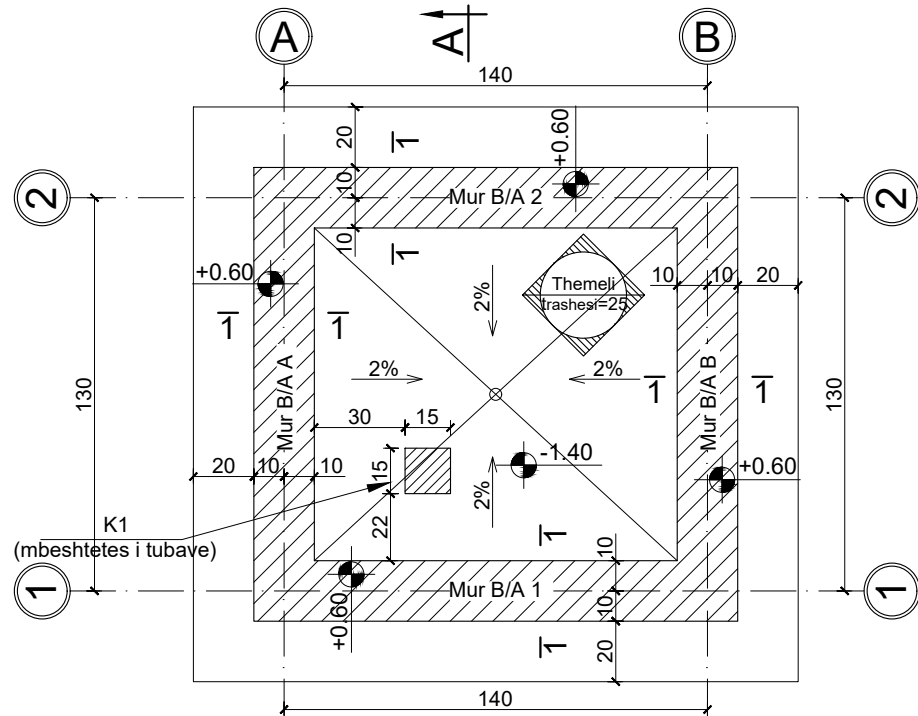
OBJEKTI: PUSETE SHKARKIMI

PROJEKTI KONSTRUKTIV

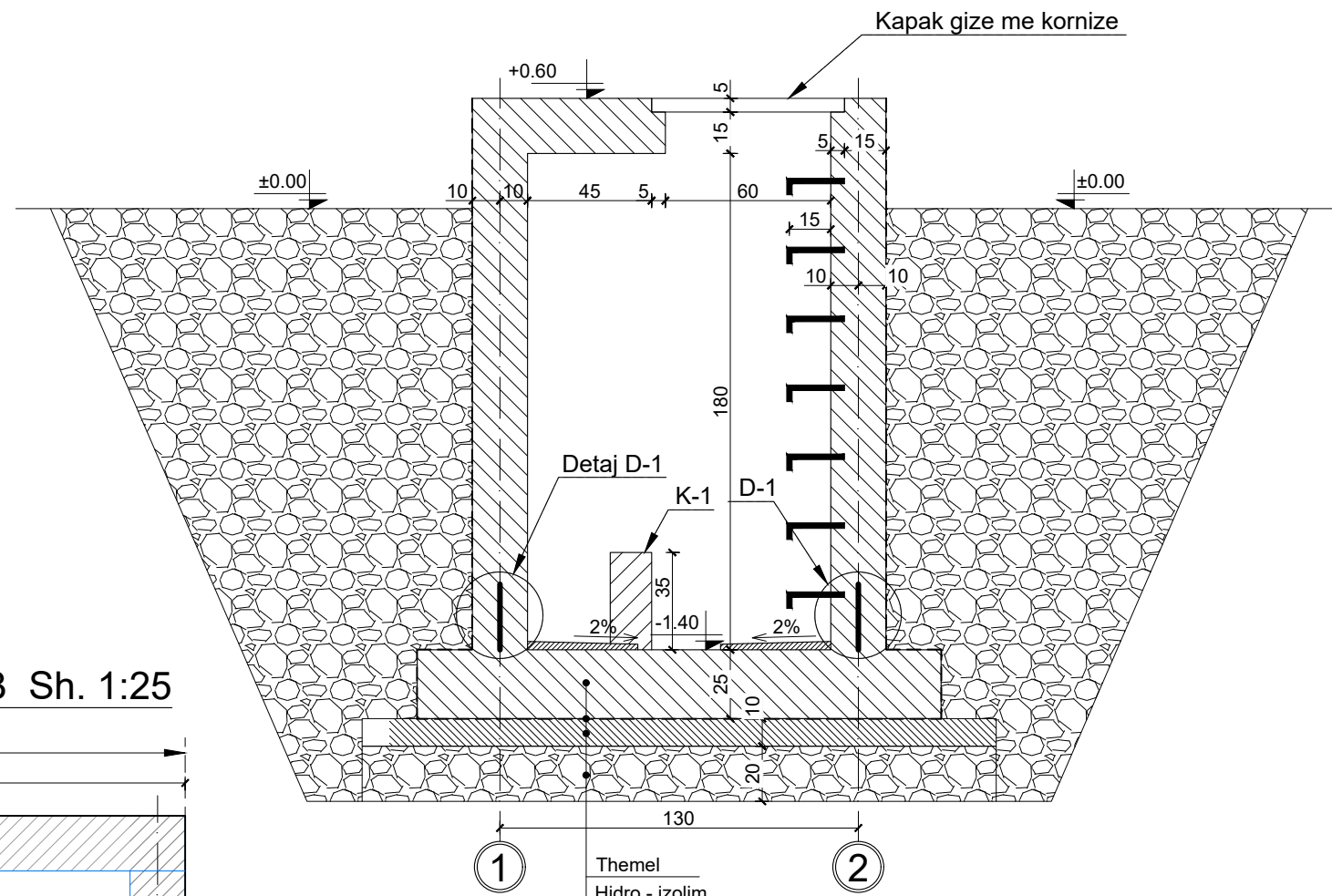
TABELA E FLETEVE

NR. I FLETES	EMERTIMI I FLETES
K-01	SHENIME TEKNIKE DHE KONSTRUKTIVE
K-02	PLANI I THEMELEVE, KUOTA -1.40. PAMJET E MUREVE B/A
K-03	PLLAKA E THEMELIT (zgara e poshtme dhe e sipërme)
K-04	MURI B/A 1, 2, A DHE B
K-05	PLANI I STRUKTURAVE KUOTA +0.60
K-06	ARMIMI I SOLETES KUOTA +0.60

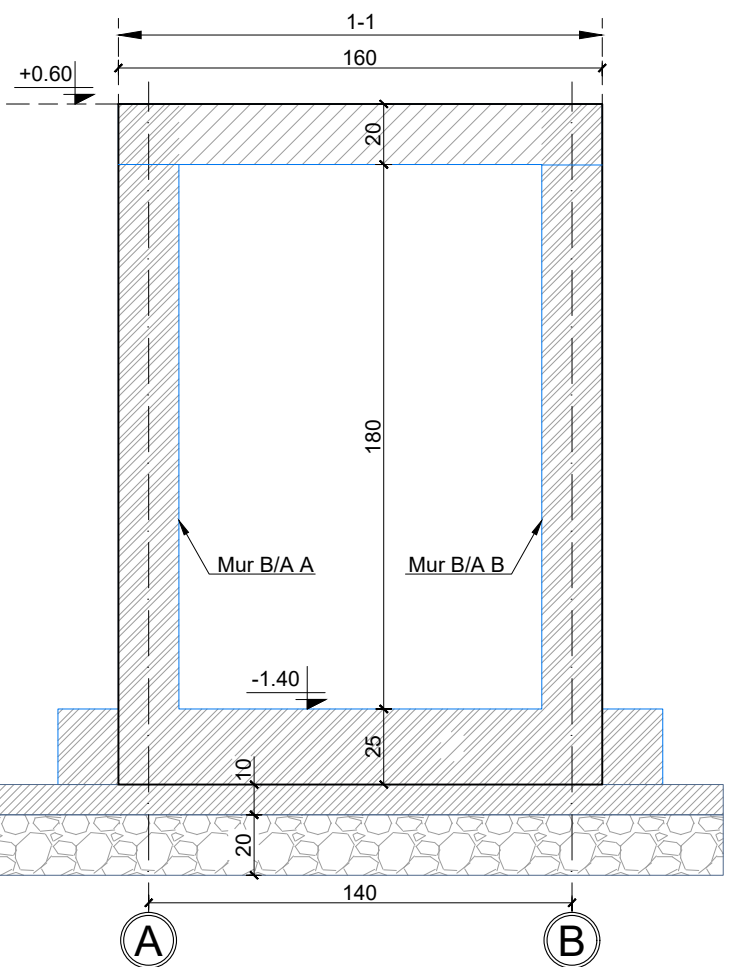
PLANI I THEMELEVE, KUOTA -1.40, Sh. 1:25



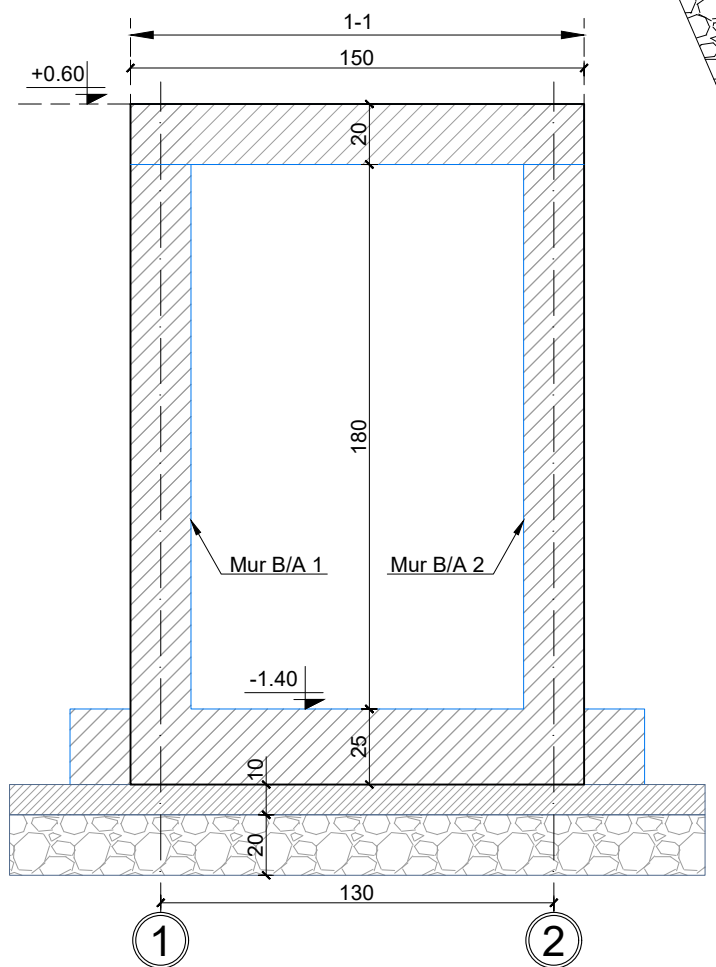
PRERJA A-A, Sh. 1:25



Mur B/A 1 & 2 Sh. 1:25



Mur B/A A & B Sh. 1:25



DETAJ D-1
Armimi i waterstop, Sc.1:25

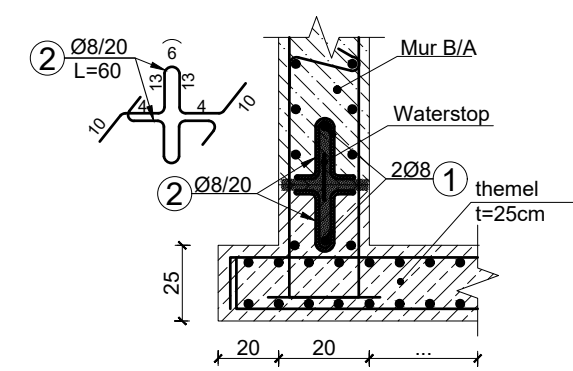


TABELA E SPECIFIKIMIT TE ARMATURES

Lloji	Sasia	Poz.	d	l (cm)	cope	L (m)	Pesha/nj	Pesha /	TOTALI/
D-1	1	1	8	1200	1	12.00	0.395	4.74	4.74
		2	8	60	54	32.40	0.395	12.78	12.78
									17.52

Investitor :
BASHKIA SHKODËR
Projekt Zbatimi Furnizimi me uje i Fshatrave Bardhaj,Bleran me puse shpimi ne Njesine Administrative Bardhaj, Bashkia Shkoder

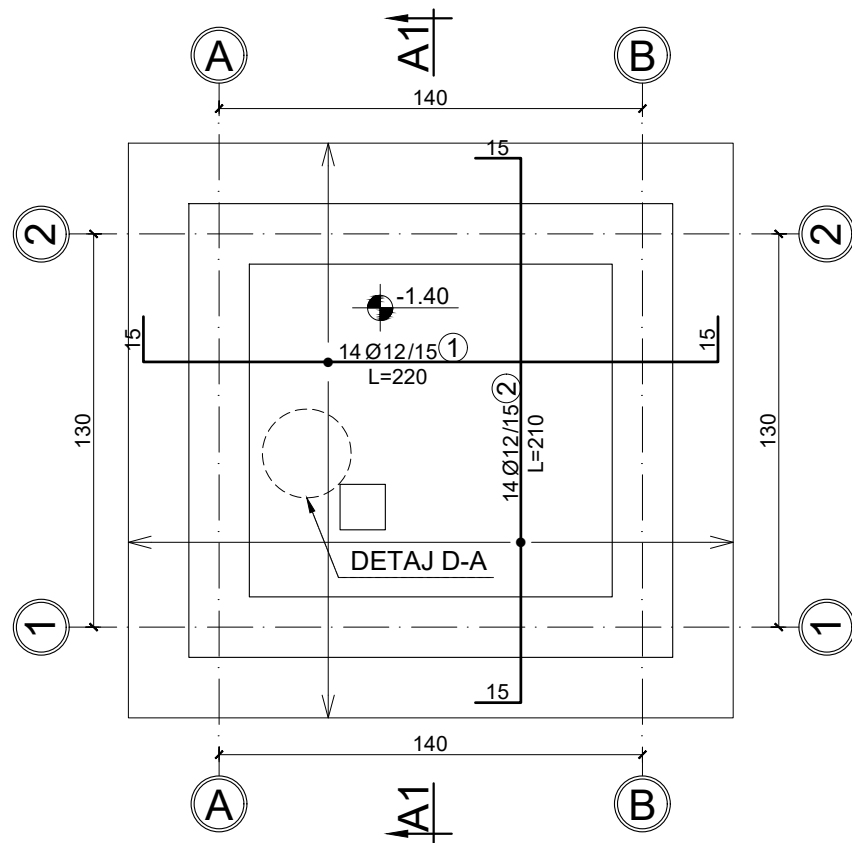
PUSETA E SHKARKIMIT

Detaj

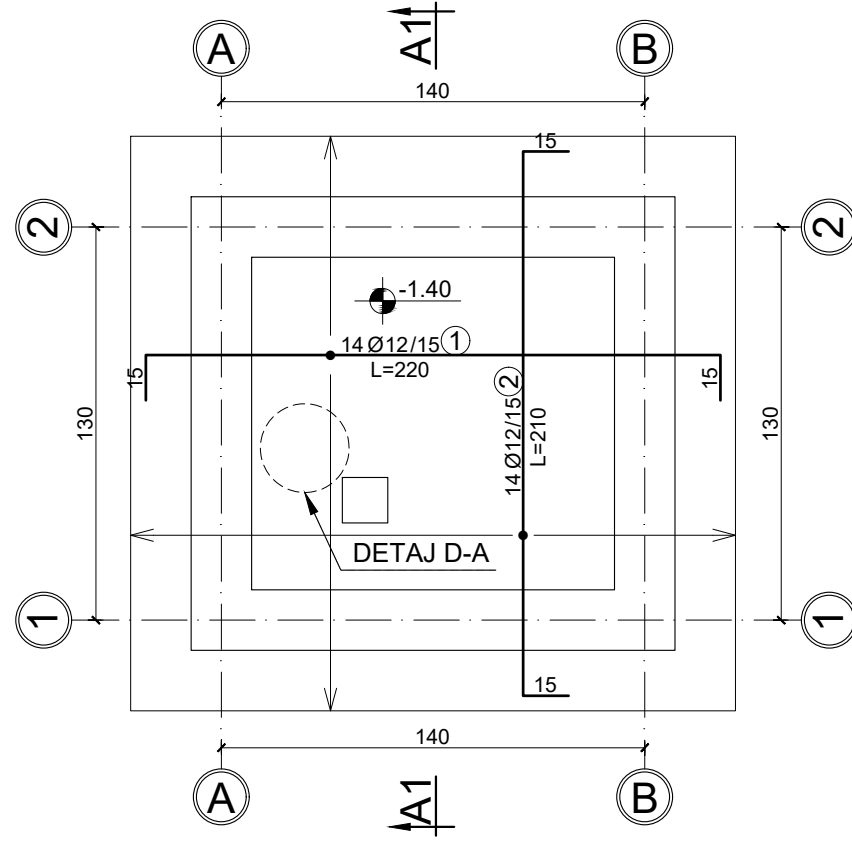
Rishikuar	Data	Pergatiti	Kontrolloi
		Emri... Firma...	Emri... Firma...
		Ing. B. Dedja	
		Ing. E. Teodhori	
		Ing. B. Kaliqi	
		Ing. M. Ramlika	
		Ing. D. Troci	
Fila			
Konsulent			Miratoi
Kodi i vizatimit	Shkalla	Formati	A 3
	1:2000		1



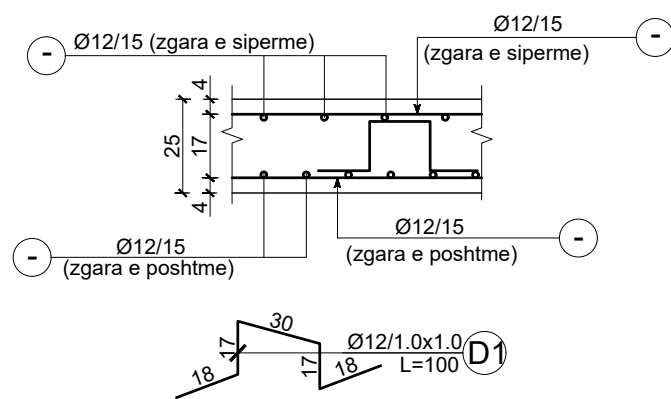
PLLAKA E THEMELIT
(ZGARA E POSHTME) KUOTA: -1.40, Sh. 1:25



PLLAKA E THEMELIT
(PLLAKA E SIPERME) KUOTA: -1.40, Sh. 1:25



DETAJ D-A, Sh. 1:25



PRERJA A1-A1, Sh. 1:25

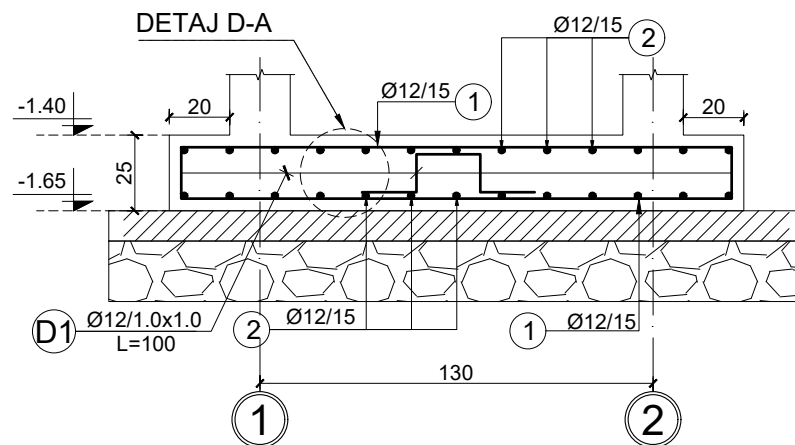



TABELA E SPECIFIKIMIT TE ARMATURES									
Lloji	Sasia	Poz.	d	l (cm)	cope	L (m)	Pesha/nj	Pesha /	TOTALI/
Pllaka e themelit (zgara e poshtme)	1	1	12	220	14	30.8	0.888	27.34	27.34
		2	12	210	14	29.4	0.888	26.10	26.10
		D1	12	100	5	5.0	0.888	4.44	4.44
								57.89	
Pllaka e themelit (zgara e sipërme)	1	1	12	220	14	30.8	0.888	27.34	27.34
		2	12	210	14	29.4	0.888	26.10	26.10
								53.45	

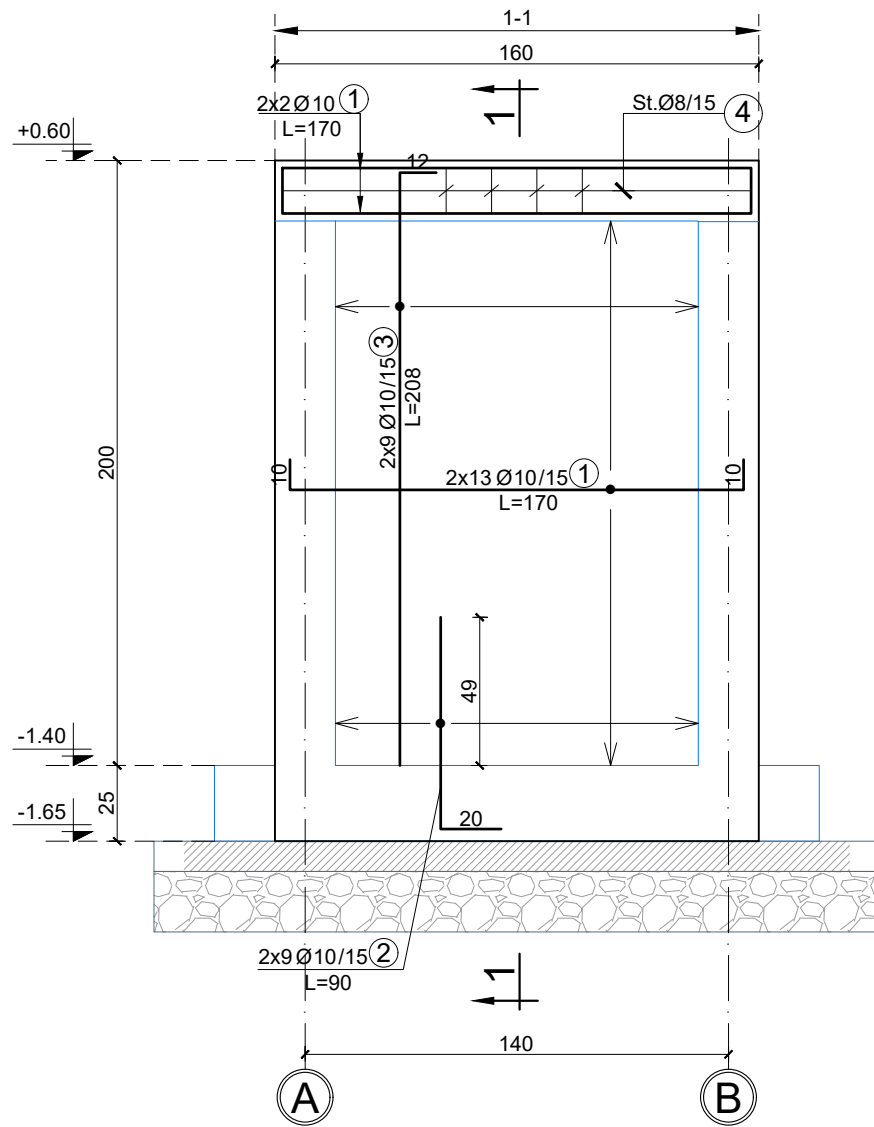
Investitor :
BASHKIA SHKODËR
Projekt Zbatimi Furnizimi me uje i Fshatrave Bardhaj, Bleran me
puse shpimi ne Njesine Administrative Bardhaj, Bashkia Shkoder

PUSETA E SHKARKIMIT

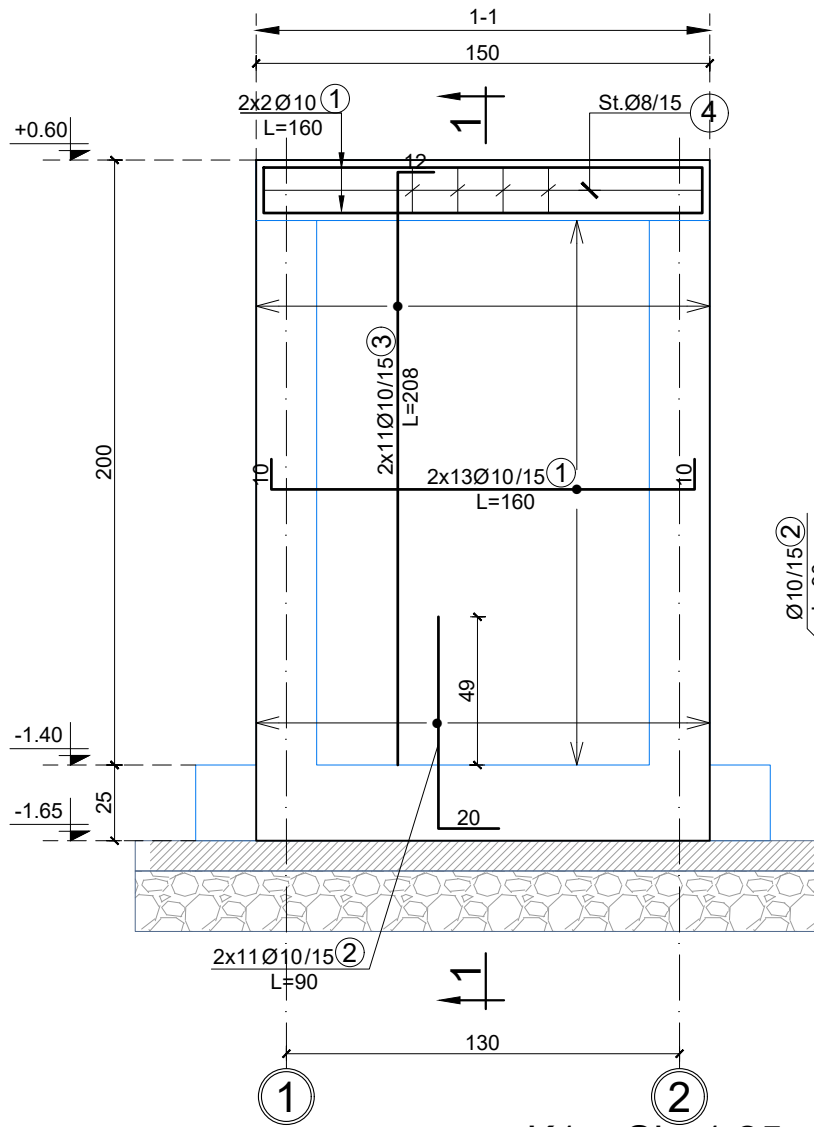
Detaj			
Rishikuar	Date	Pergatiti	Kontrolloi
		Emri... Firma...	Emri... Firma...
		Ing. B. Dedja	
		Ing. E. Teodhori	
		Ing. B. Kaliqi	
		Ing. M. Ramlika	
		Ing. D. Troci	
Firma			
Konsulent			Miratoi
Kodi i vizatimit	Shkalla	Formati	A 3
	1:2000		1



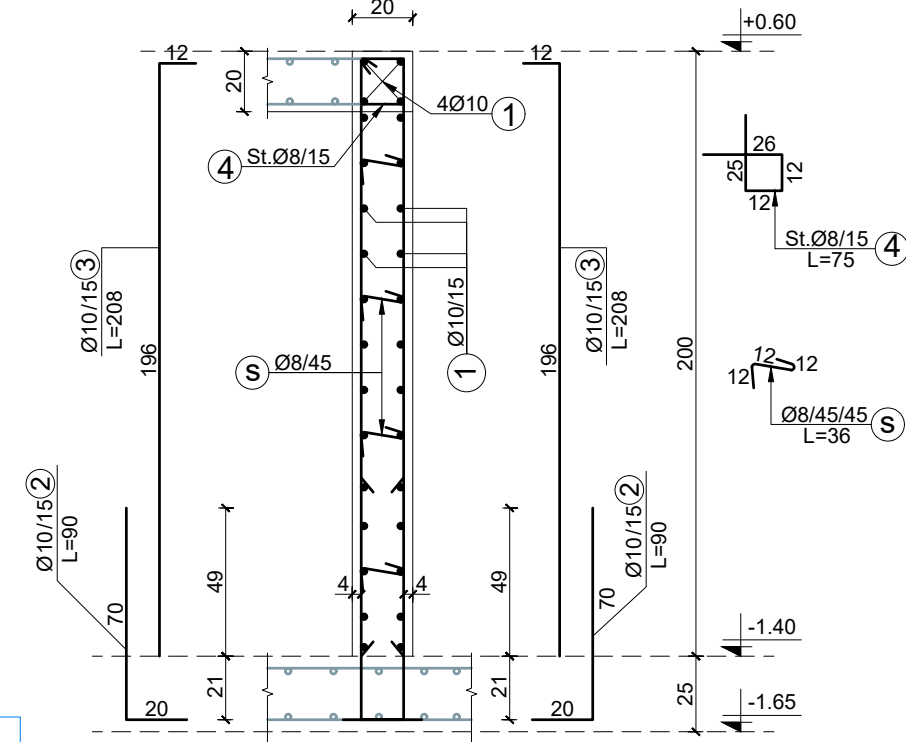
Mur B/A 1 & 2 Sh. 1:25



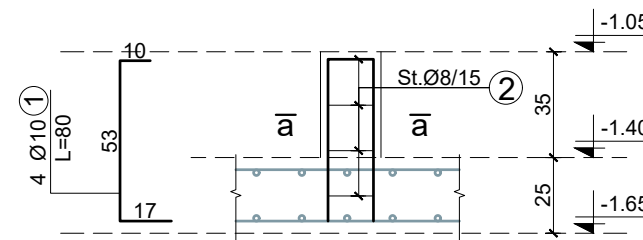
Mur B/A A & B Sh. 1:25



PRERJA 1-1, Sh. 1:25



K1 Sh. 1:25



PRERJA 1-1, Sh. 1:25

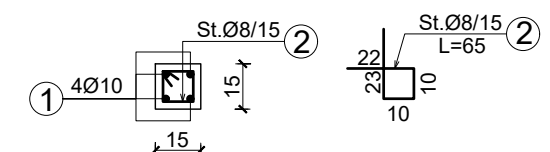


TABELA E SPECIFIKIMIT TE ARMATURES


Lloji	Sasia	Poz.	d	l (cm)	cope	L (m)	Pesha/nj	Pesha /	TOTALI/
Mur B/A 1 & 2	2	1	10	170	30	51.00	0.617	31.44	62.89
		2	10	90	18	16.20	0.617	9.99	19.98
		3	10	208	18	37.44	0.617	23.08	46.17
		4	8	75	9	6.75	0.395	2.66	5.33
		s	8	36	13	4.68	0.395	1.85	3.69
									138.05
Mur B/A A & B	2	1	10	160	30	48.00	0.617	25.59	59.19
		2	10	90	22	19.80	0.617	12.21	24.41
		3	10	208	22	45.76	0.617	28.21	56.43
		4	8	75	8	6.00	0.395	2.37	4.74
		s	8	36	13	4.68	0.395	1.85	3.69
									148.46
K1	1	1	10	80	4	3.20	0.617	1.97	3.95
		2	8	65	4	2.60	0.395	1.03	2.05
									6.00

Investitor :
BASHKIA SHKODËR
Projekt Zbatimi Furnizimi me uje i Fshatrave Bardhaj, Bleran me puse shpimi ne Njesine Administrative Bardhaj, Bashkia Shkoder

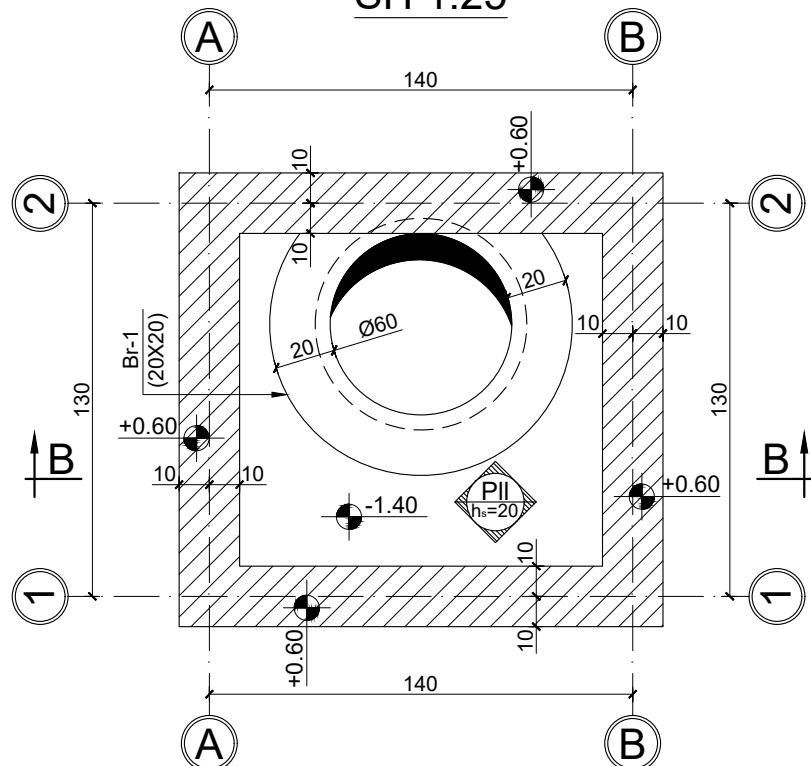
PUSETA E SHKARKIMIT

Detaj

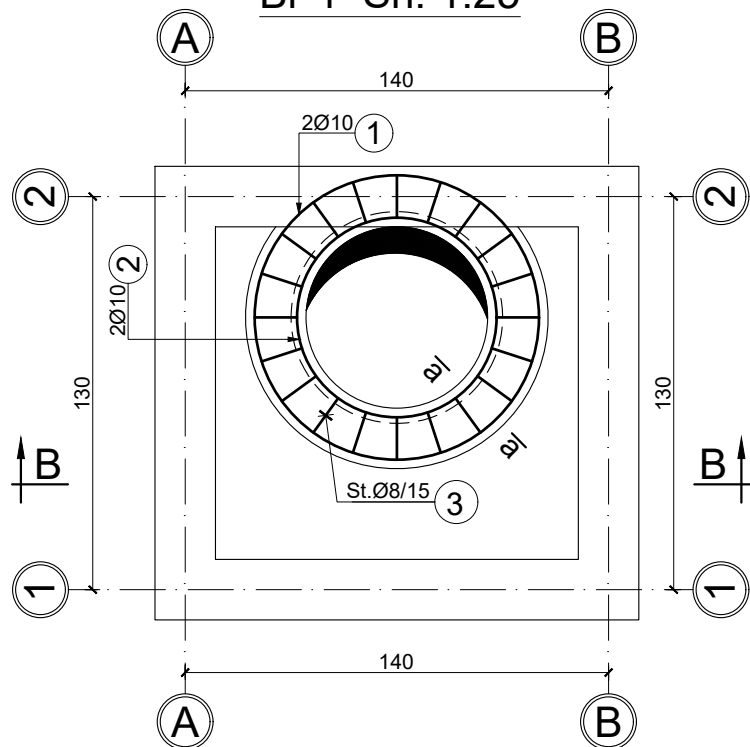
Rishikuar	Data	Pergatiti	Kontrolloi
		Emri... Firma...	Emri... Firma...
		Ing. B. Dedja	
		Ing. E. Teodhori	
		Ing. B. Kaliji	
		Ing. M. Ramlila	
		Ing. D. Troci	
Firma			
Konsulent			Miratoi
Kodi i vizatimit	Shkalla	Formati	A 3
	1:2000		1



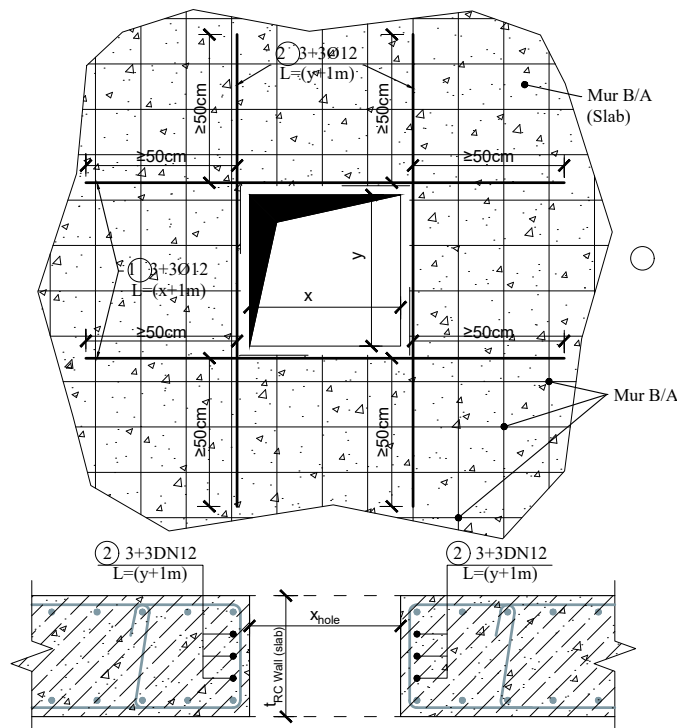
PLANI I THEMELEVE, KUOTA +0.60,
SH 1:25



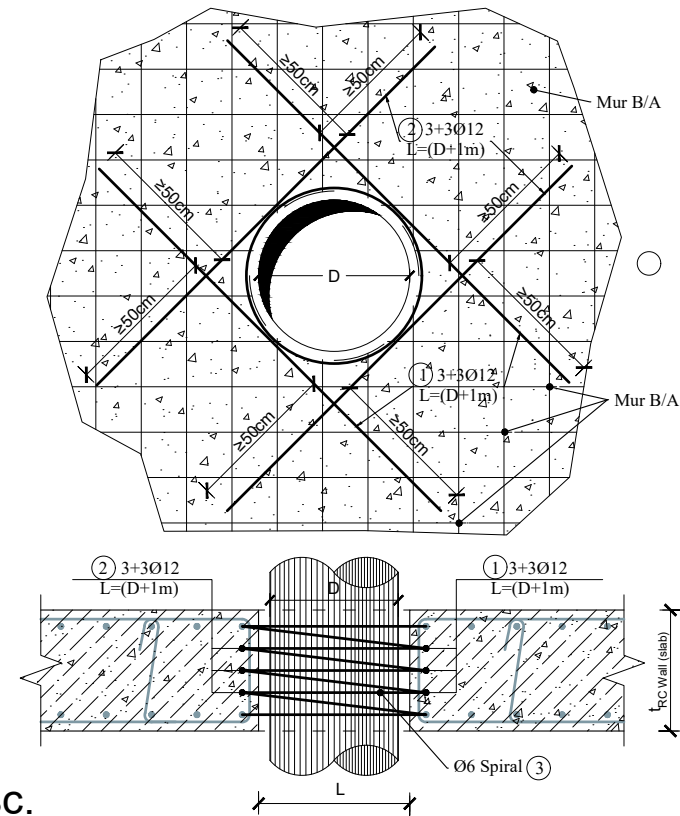
Br-1 Sh. 1:25



PROFILI TIP
(SEKSION DREJTKENDOR), Sh. 1:25



PROFIL TIP
(SEKSION RRETHOR), Sh. 1:25



PRERJA a-a sc.

1:10

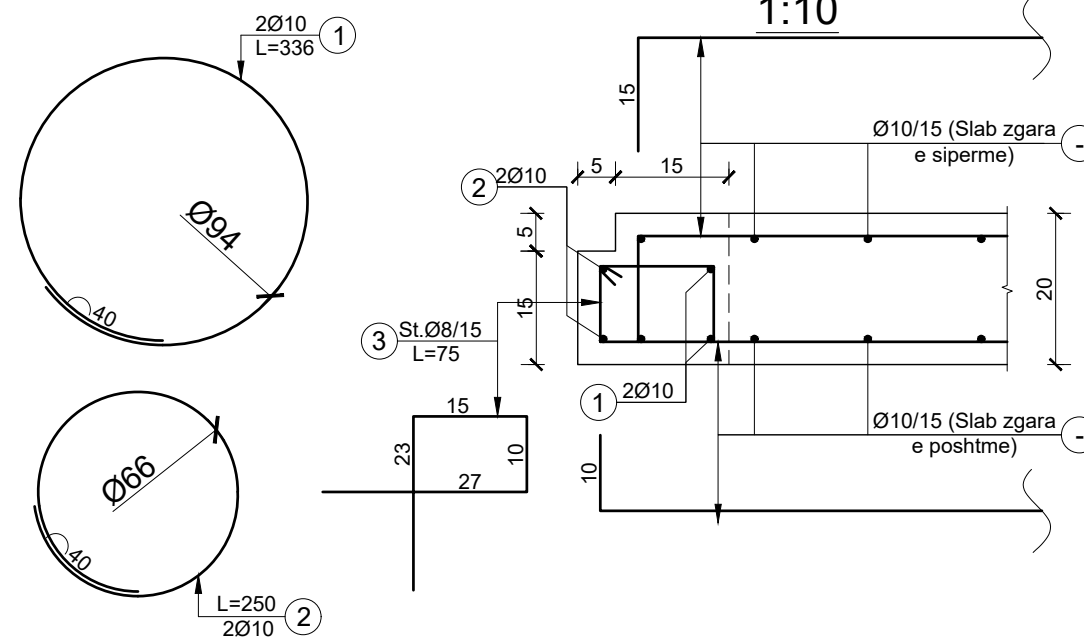


TABELA E SPECIFIKIMIT TE ARMATURES


Lloji	Sasia	Poz.	d	l (cm)	cope	L (m)	Pesha/nj	Pesha /	TOTALI/
Br-1	1	1	10	336	2	6.72	0.617	4.14	4.14
		2	10	250	2	5.00	0.617	3.08	3.08
		3	8	75	20	15.00	0.395	5.92	5.92
									13.14

Investitor :
BASHKIA SHKODËR
Projekt Zbatimi Furnizimi me uje i Fshatrave Bardhaj, Bleran me puse shpimi ne Njesine Administrative Bardhaj, Bashkia Shkoder

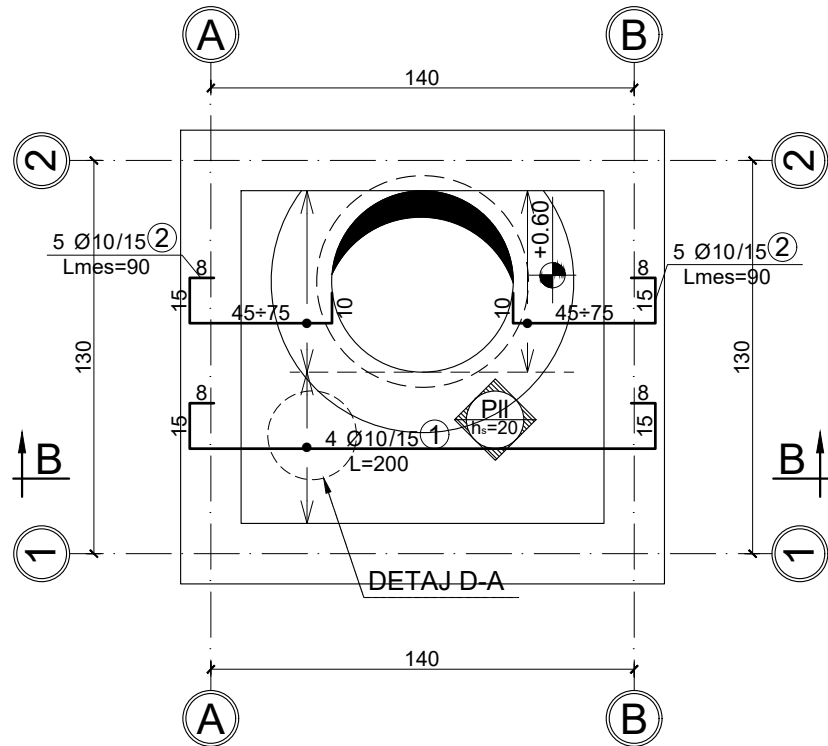
PUSETA E SHKARKIMIT

Detaj

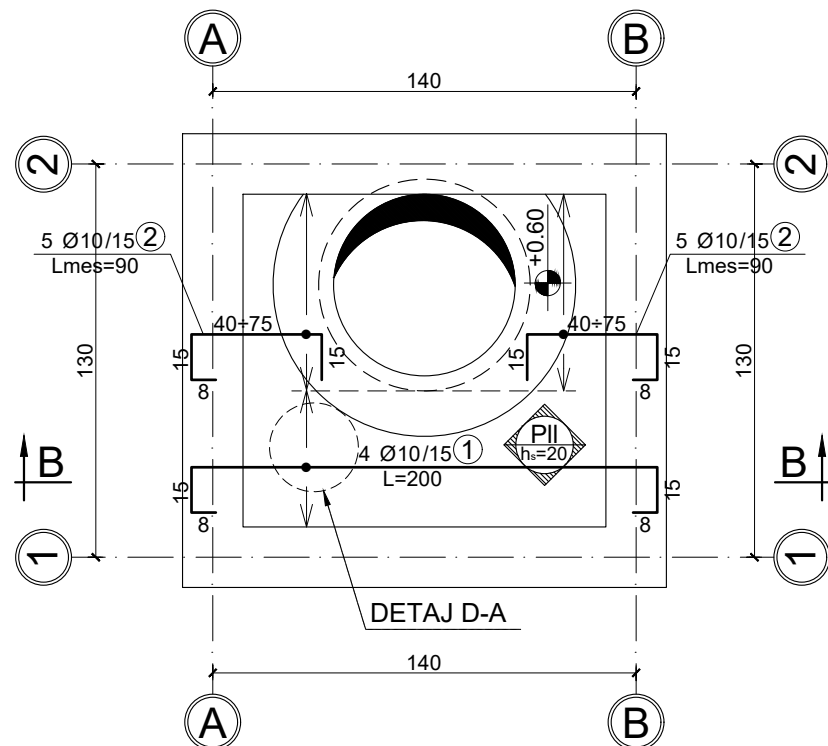
Rishikuar	Date	Pergatiti	Kontrolloi
		Emri... Firma...	Emri... Firma...
		Ing. B. Dedja	
		Ing. E. Teodhori	
		Ing. B. Kalij	
		Ing. M. Ramlika	
		Ing. D. Troci	
Firma			
Konsulent			Miratoi
Kodi i vizatimit	Shkalla	Formati	A 3
	1:2000		1



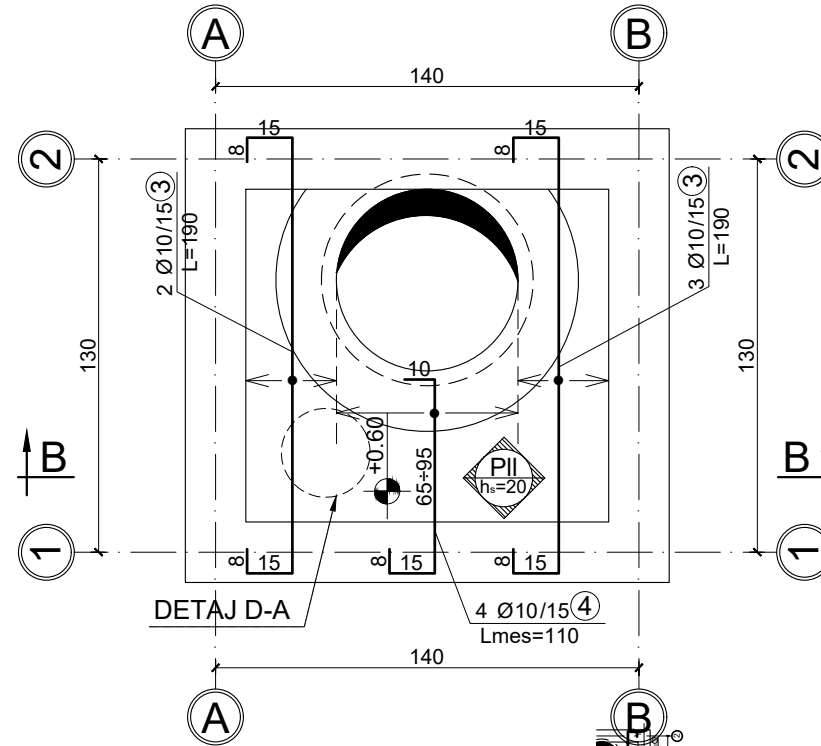
SOLETA NE KUOTEN +0.60 (zgara e poshtme, drejtimi 1), Sh. 1:25



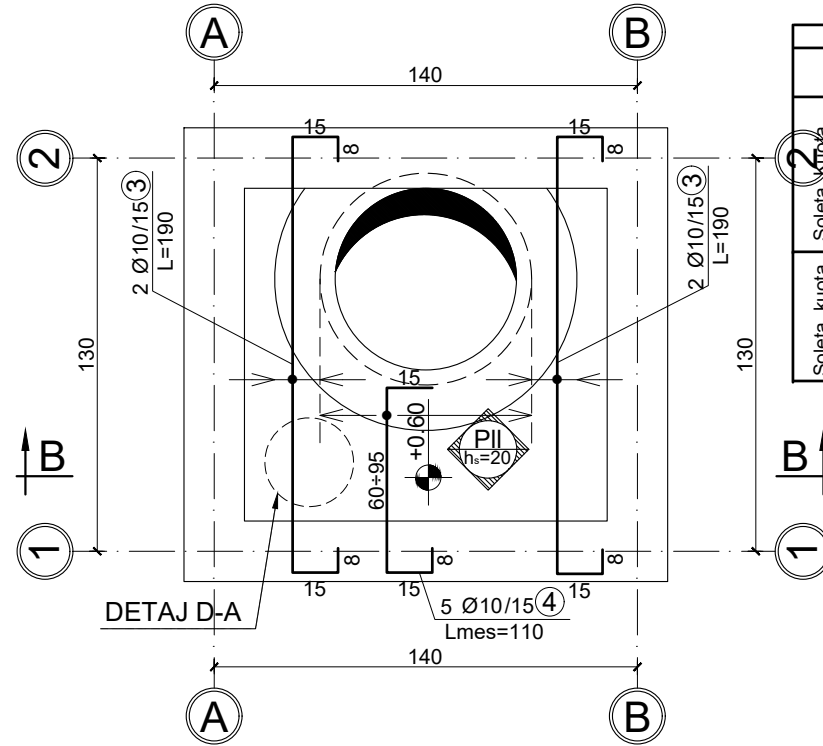
SOLETA NE KUOTEN +0.60 (zgara e sipërme, drejtimi 1), Sh. 1:25



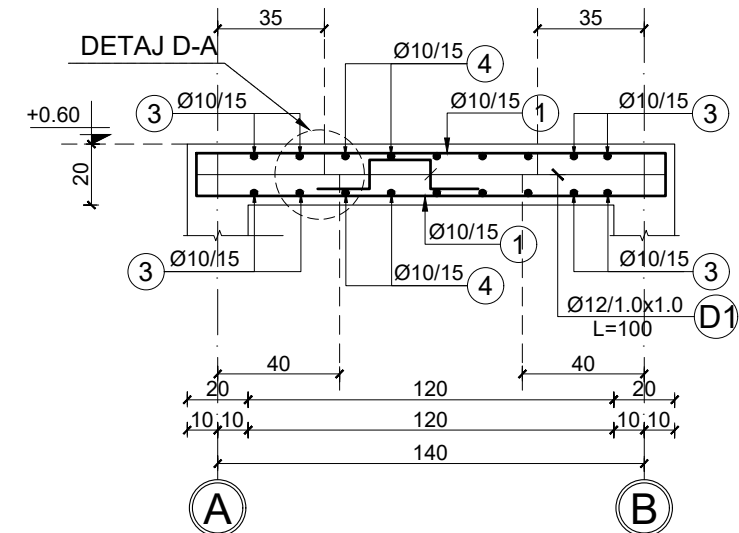
SOLETA NE KUOTEN +0.60 (zgara e poshtme, drejtimi 2), Sh. 1:25



SOLETA NE KUOTEN +0.60 (zgara e sipërme, drejtimi 2), Sh. 1:25



PRERJA B-B Sh. 1:25



DETAJ D-A Sh. 1:25

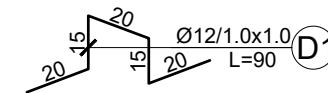
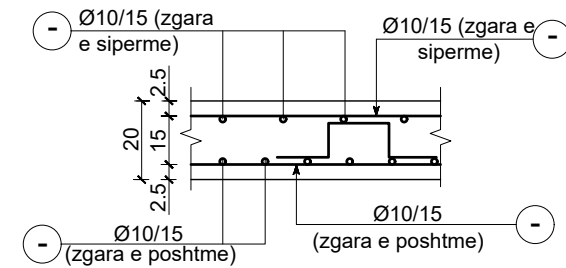


TABELA E SPECIFIKIMIT TE ARMATURES									
Lloji	Sasia	Poz.	d	l (cm)	cope	L (m)	Pesha/nj	Pesha /	TOTALI/
Soleta, kuota +0.60 (zg. poshtme)	1	1	10	200	4	8.00	0.617	4.93	4.93
		2	10	*90	10	9.00	0.617	5.55	5.55
		3	10	190	5	9.50	0.617	5.86	5.86
		4	10	*110	4	4.40	0.617	2.71	2.71
		D1	12	100	3	3.00	0.888	2.66	2.66
(*) - gjatesi mesatare									21.71
Soleta, kuota +0.60 (zg. sipërme)	1	1	10	200	4	8.00	0.617	4.93	4.93
		2	10	*90	10	9.00	0.617	5.55	5.55
		3	10	190	4	7.60	0.617	4.69	4.69
		4	10	*110	5	5.50	0.617	3.39	3.39
(*) - gjatesi mesatare									18.56

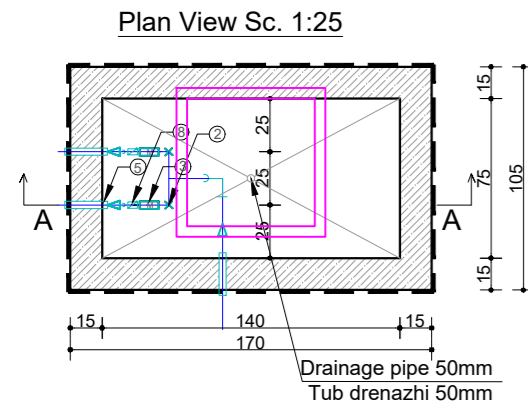
Investitor : BASHKIA SHKODËR
 Projekt Zbatimi Furnizimi me uje i Fshatrave Bardhaj, Bleran me puse shpimi ne Njesine Administrative Bardhaj, Bashkia Shkoder

PUSETA E SHKARKIMIT

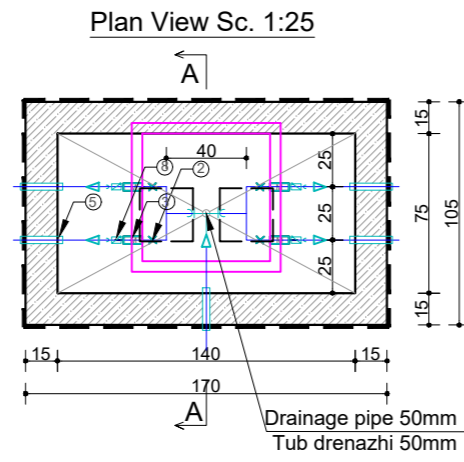
Soleta

Rishikuar	Date	Pergatiti	Kontrolloi
		Emri... Firma...	Emri... Firma...
		Ing. B. Dedja	
		Ing. E. Teodhori	
		Ing. B. Kalij	
		Ing. M. Ramlika	
		Ing. D. Troci	

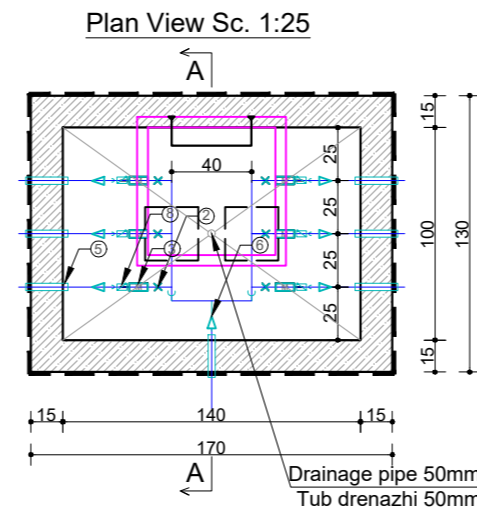
TYPE 2



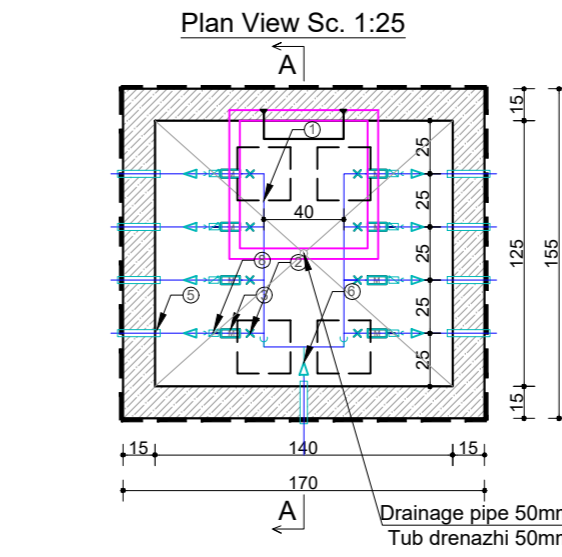
TYPE 4



TYPE 6

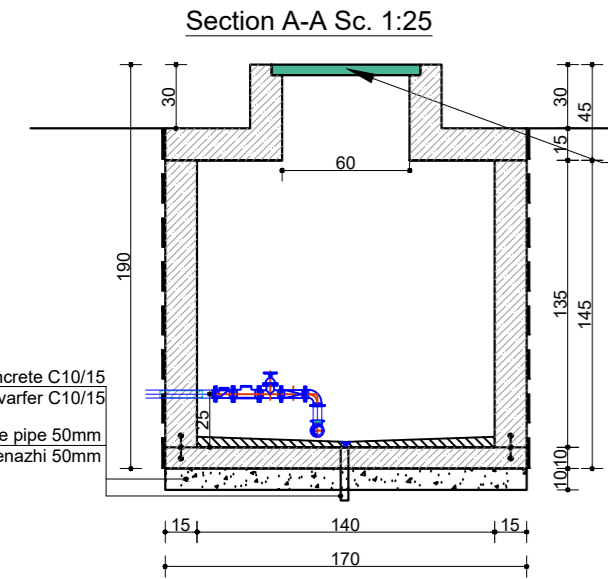


TYPE 8

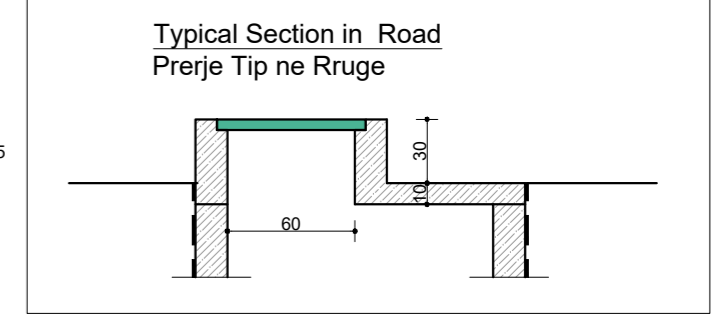
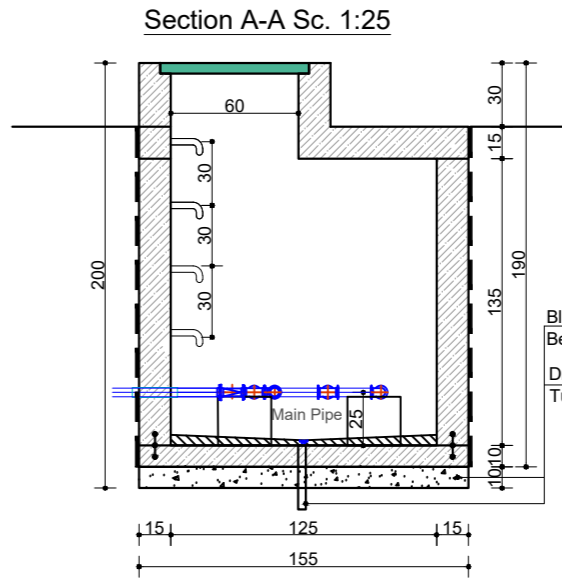
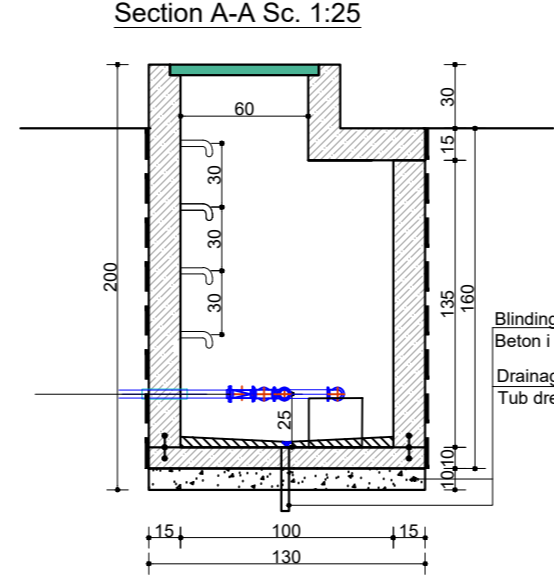
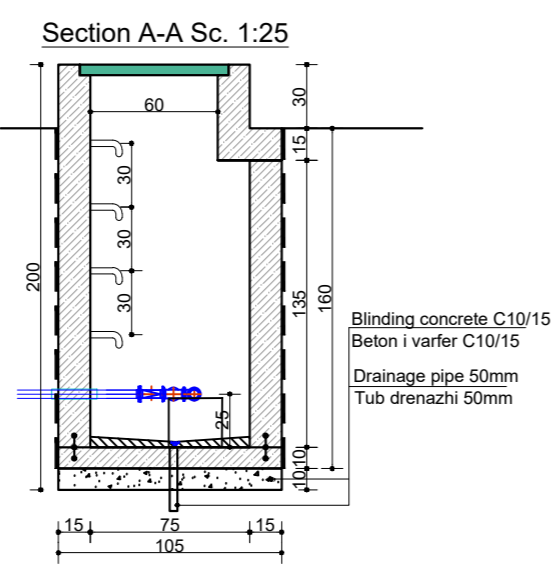


LEGEND:

- ① Pipe / Tubi
- ② Valve / Saraçineske
- ③ Water Meter / Mates uji
- ④ Tee / Ti
- ⑤ Water sleeve / Tub per kalimin e murit
- ⑥ Adaptor / Pershtates
- ⑦ Bend 90° / Brryl 90° (nqs. eshte e nevojeshme)
- ⑧ Non-return Valve / Kundravalvul
- ⑨ Filter
- ⑩ Water proofing coat and water proof felt / Shtrese hidroizoluese
- ⑪ Water stop
- ⑫ Concrete block 25 cm x 25 cm x 25 cm



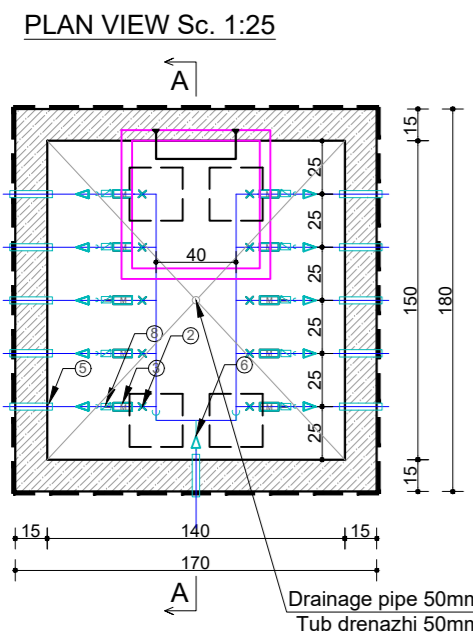
Manhole Cover CI EN 124 Class, A15, clear opening 600*600 mm including frame, hinges, pad lock.
Manhole cover off road stainless steel or hot dipp galvanised
Kapak pusete CI EN 124, A15, me hapje 600*600 mm perfsire kornizen, menteshat, kyçin
Nderim jashte rruge, niveli i kokes se pusetes 30 cm mbi nivelin e tokes natyrale
Kapaku i pusetes me inoks ose celik i galvanizuar ne temperature te larte



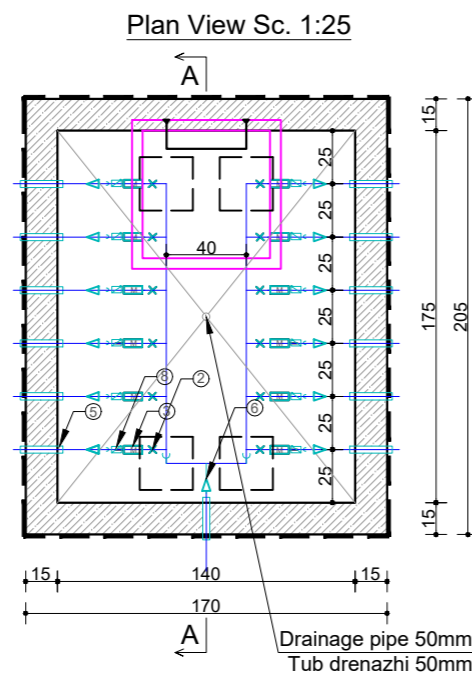
Note / Shenim:
Drainage will be done in all cases where the location of the object allows the discharge of water, otherwise don't have drainage.
Such a thing would be determined during period of the work performed directly on site by the supervisor and contractor.

Drenazhimi do te behet ne te gjitha ato raste ku vendndodhje e objektit e lejon shkarkimin e ujrave, ne rast te kundert nuk do te kete drenazhim.
Nje gje e tille do te percaktohet gjate perudhese se kryerjes se punimeve direkt ne terren nga supervizori dhe kontraktori i punimeve.

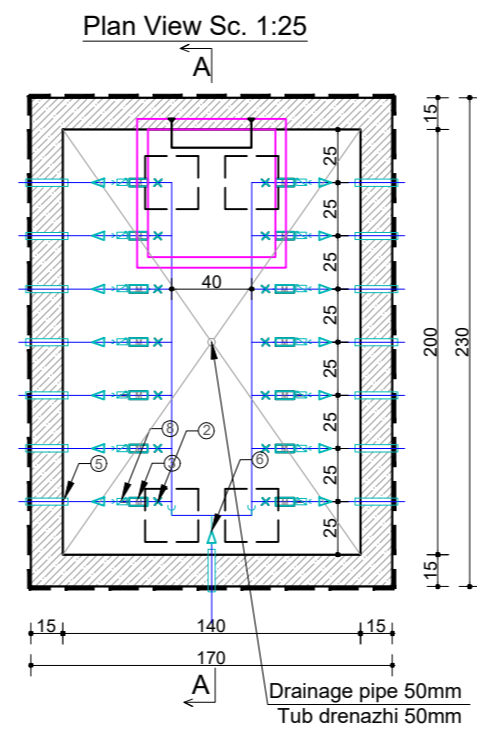
TYPE 10



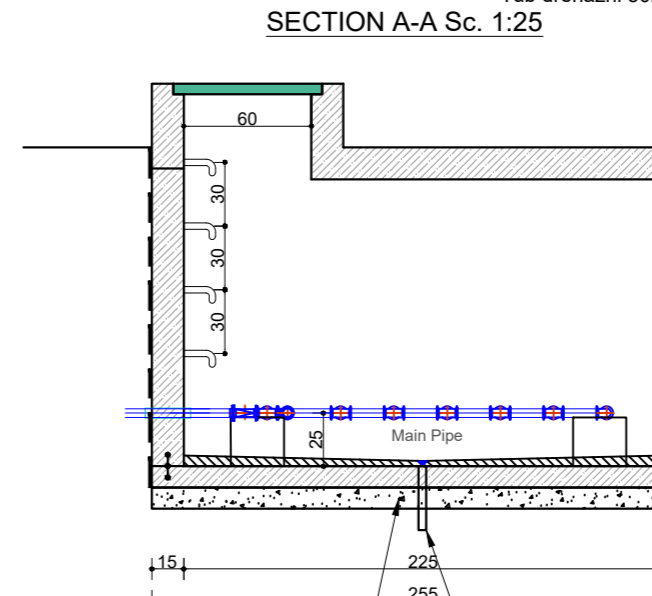
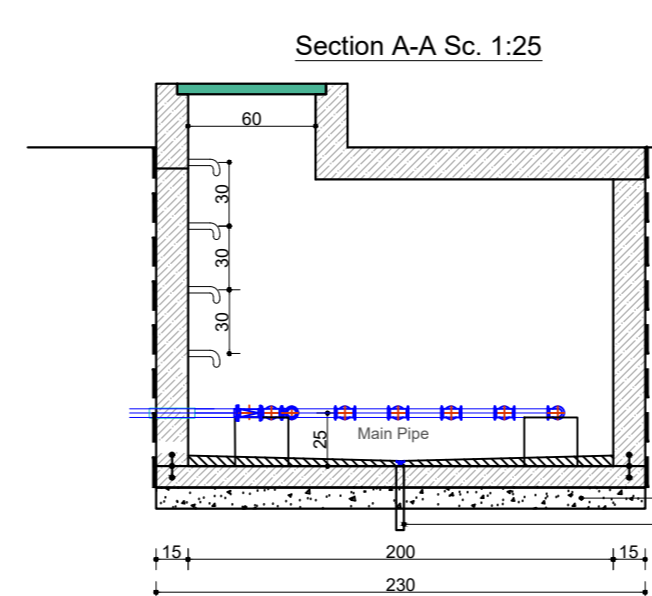
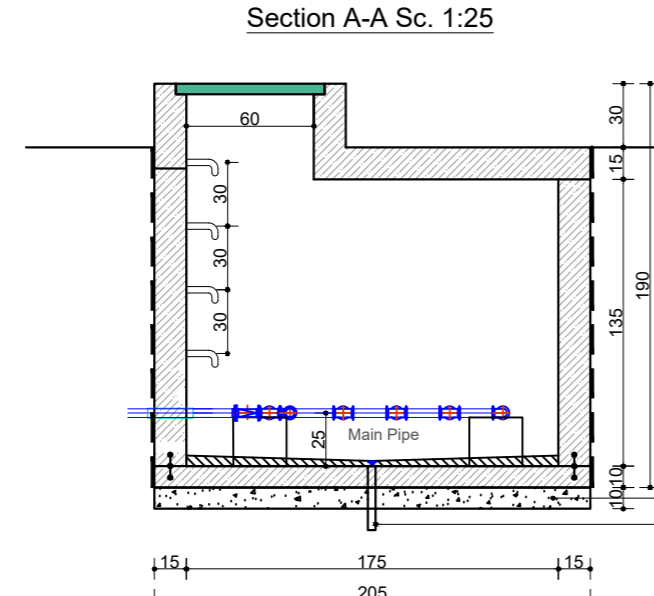
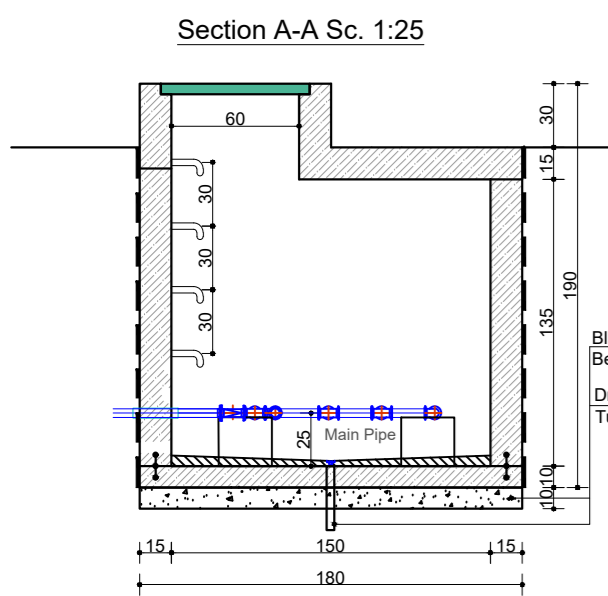
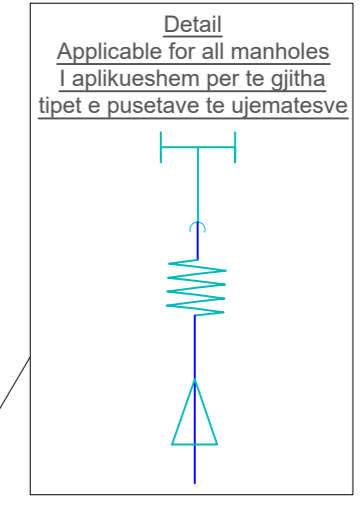
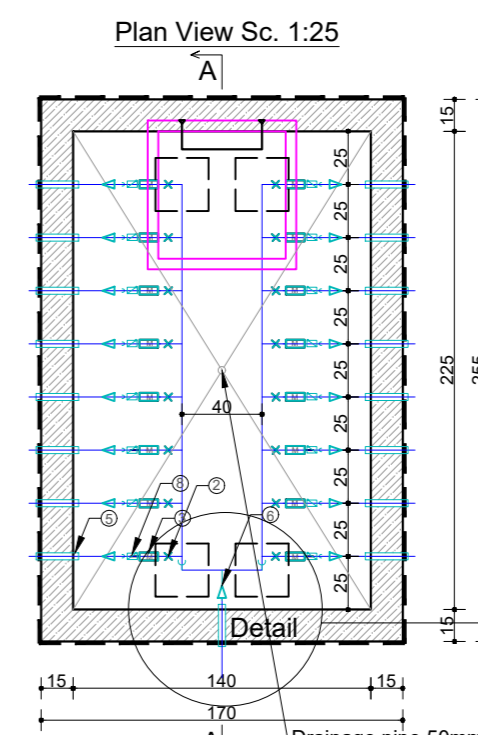
TYPE 12



TYPE 14



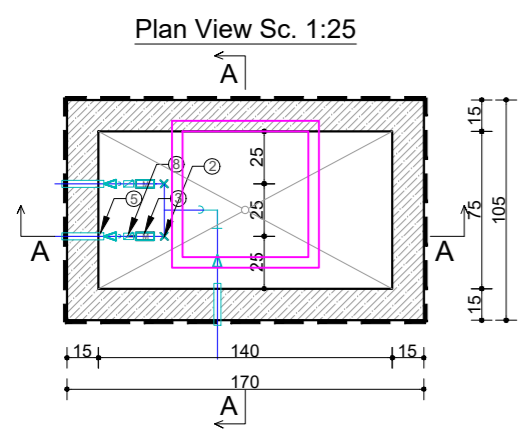
TYPE 16



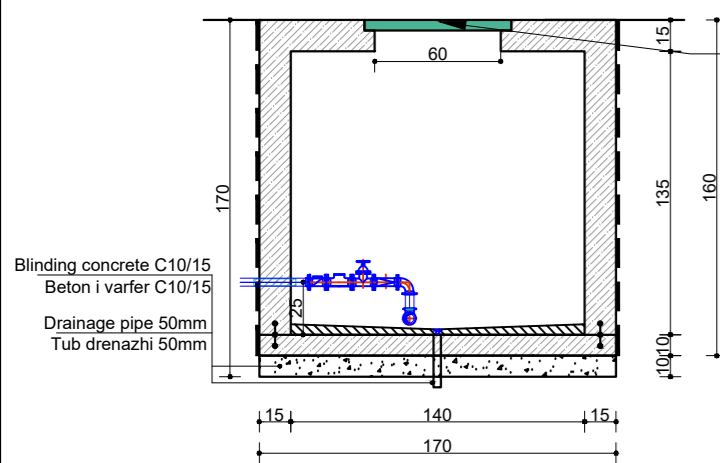
Technical Notes:
Structural elements are calculated and designed with following characteristics:
Foundations, Walls, Beams, Slabs :
- Concrete C-20/25 ($f_{ck}=20000\text{kN/m}^2$) with safety factor $\gamma_c=1.5$
- Reinforcement FeB 44k ($f_{ys}=440\text{N/mm}^2$) with safety factor $\gamma_s=1.15$

Investitor : BASHKIA SHKODËR Projekt Zbatimi Fumizimi me uje i Fshatrave Bardhaj,Bleran me puse shpimi ne Njesine Administrative Bardhaj, Bashkia Shkoder			
Puseta SHERNDARJE			
Detaj i Pusetes ne rruge			
Rishikuar	Date	Pergatiti	Kontrolloi
		Emri... Firma...	Emri... Firma...
		Ing. B. Dedja	
		Ing. E. Teodhori	
		Ing. B. Kaliqi	
		Ing. M. Ramlika	
		Ing. D. Troci	
Financuar			Miratoi
Konsulent			
Kodi i vizatimit		Shkalla	Formati A 3
2		1 : 100	

TYPE 2

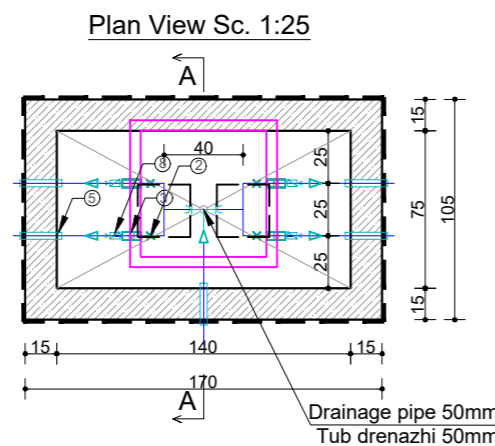


Section A-A Sc. 1:25

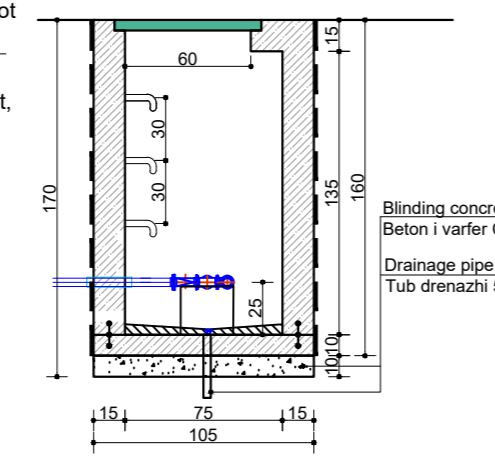


Manhole Cover CI EN 124 Class, A15, clear opening 600*600 mm including frame, hinges, pad lock.
Manhole cover off road stainless steel or hot dipp galvanised
Kapak pusete CI EN 124, A15, me hapje 600*600 mm perfishire kornizen, menteshat, kyçin
Nderim jashte rruge, niveli i kokes se pusetes 30 cm mbi nivelin e tokes natyrale
Kapaku i pusetes me inoks ose celik i galvanizuar ne temperature te larte

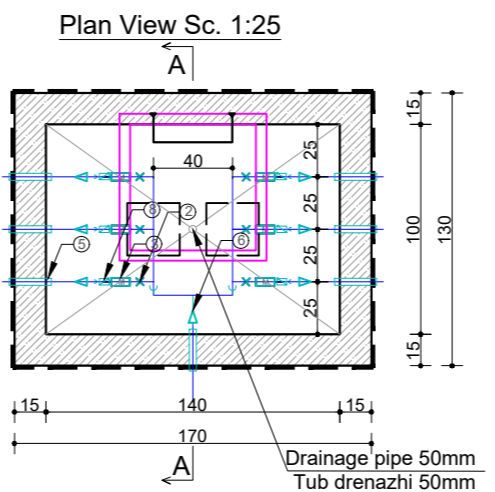
TYPE 4



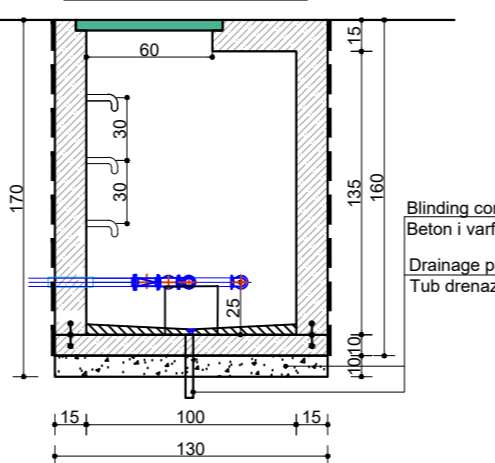
Section A-A Sc. 1:25



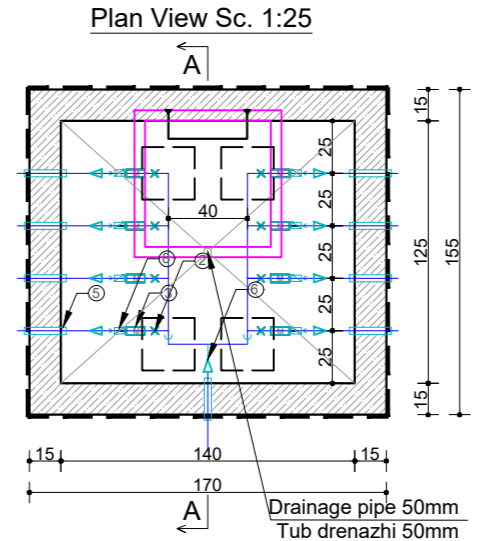
TYPE 6



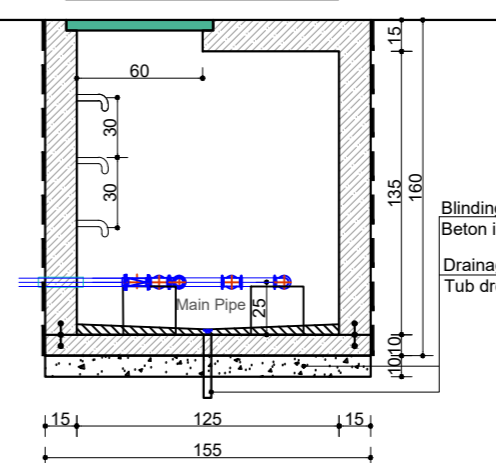
Section A-A Sc. 1:25



TYPE 8

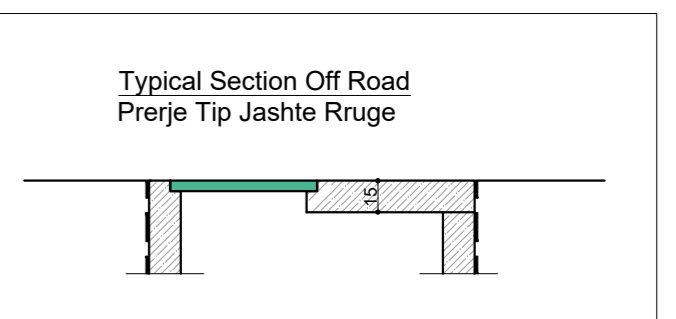


SECTION A-A Sc. 1:25



LEGEND:

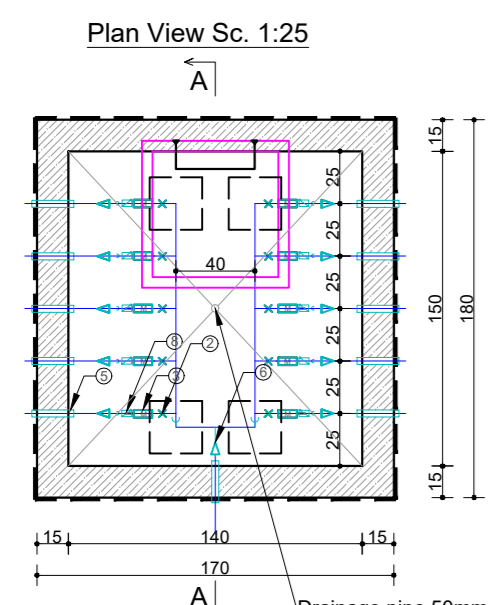
- ① Pipe / Tubi
- ② Valve / Saraçineske
- ③ Water Meter / Mates uji
- ④ Tee / Ti
- ⑤ Water sleeve / Tub per kalimin e murit
- ⑥ Adaptor / Pershtates
- ⑦ Bend 90° / Brryl 90° (nqs. eshte e nevojeshme)
- ⑧ Non-return Valve / Kundravalvul
- ⑨ Filter
- ⑩ Water proofing coat and water proof felt / Shtrese hidroizoluese
- ⑪ Water stop
- ⑫ Concrete block 25 cm x 25 cm x 25 cm



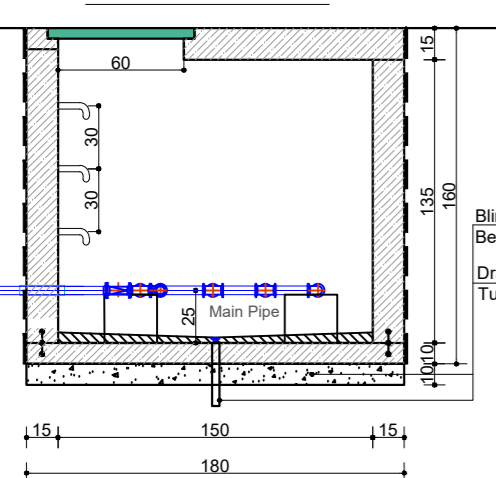
Note / Sherim:
Drainage will be done in all cases where the location of the object allows the discharge of water, otherwise don't have drainage.
Such a thing would be determined during period of the work performed directly on site by the supervisor and contractor.

Drenazhimi do te behet ne te gjitha ato raste ku vendndodhje e objektit e lejon shkarkimin e ujrave, ne rast te kundert nuk do te kete drenazhim.
Nje gje e tille do te percaktohet gjate perudhese se kryerjes se punimeve direkt ne terren nga supervisorin dhe kontraktori i punimeve.

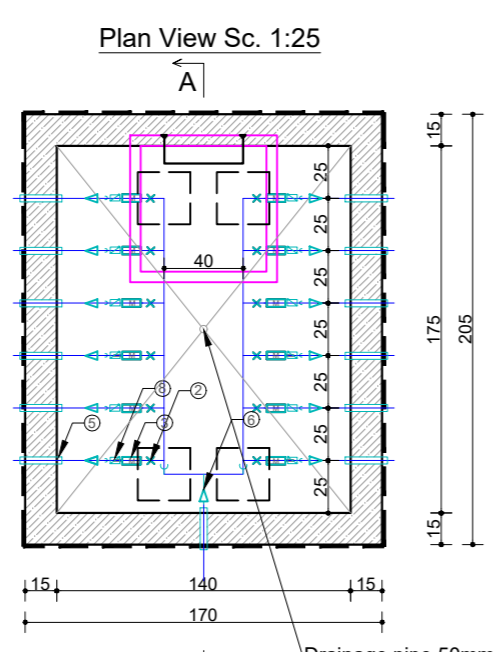
TYPE 10



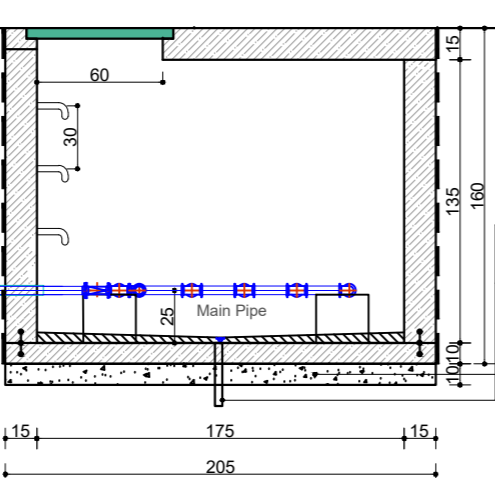
Section A-A Sc. 1:25



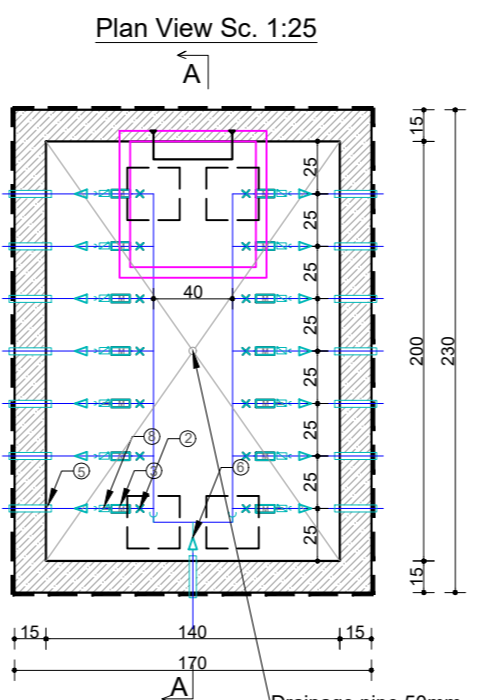
TYPE 12



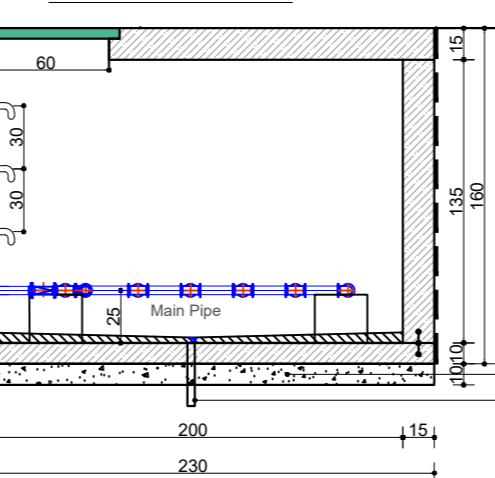
Section A-A Sc. 1:25



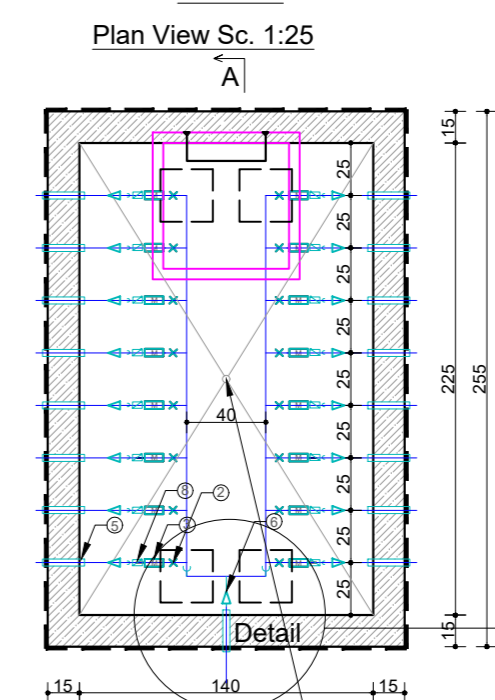
TYPE 14



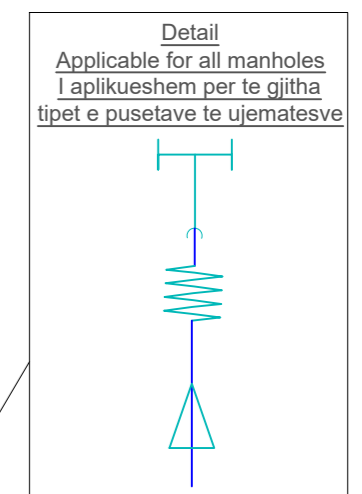
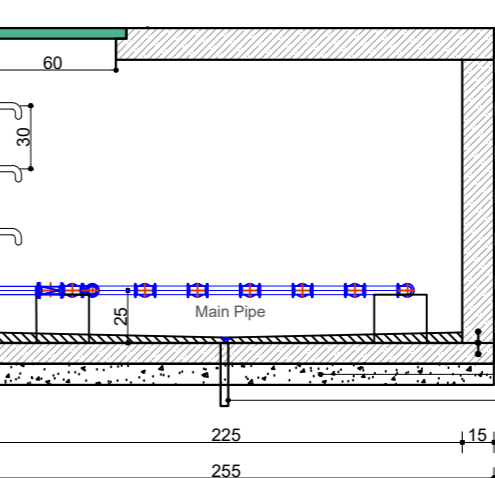
Section A-A Sc. 1:25



TYPE 16



Section A-A Sc. 1:25



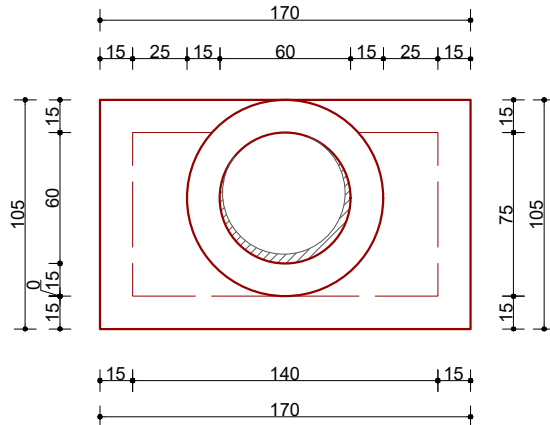
Technical Notes:
Structural elements are calculated and designed with following characteristics:
Foundations, Walls, Beams, Slabs :
- Concrete C-20/25 ($f_{ck}=20000\text{kN/m}^2$) with safety factor $\gamma_c=1.5$
- Reinforcement FeB 44k ($f_{ys}=440\text{N/mm}^2$) with safety factor $\gamma_s=1.15$

Investitor : BASHKIA SHKODER Projekt Zbatimi Furnizimi me uje i Fshatrave Bardhaj, Bleran me puse shpimi ne Njesine Administrative Bardhaj, Bashkia Shkoder			
Puseta SHPERNDARJE			
Detaj i Pusetes jashte rruge			
Rishikuar	Date	Pergatiti	Kontrolloi
		Emri... Firma...	Emri... Firma...
		Ing. B. Dedja	
		Ing. E. Teodhori	
		Ing. B. Kalici	
		Ing. M. Ramlika	
		Ing. D. Troci	
Kodi i vizatimit		Shkalla	
2		1:100	
Formati		A 3	

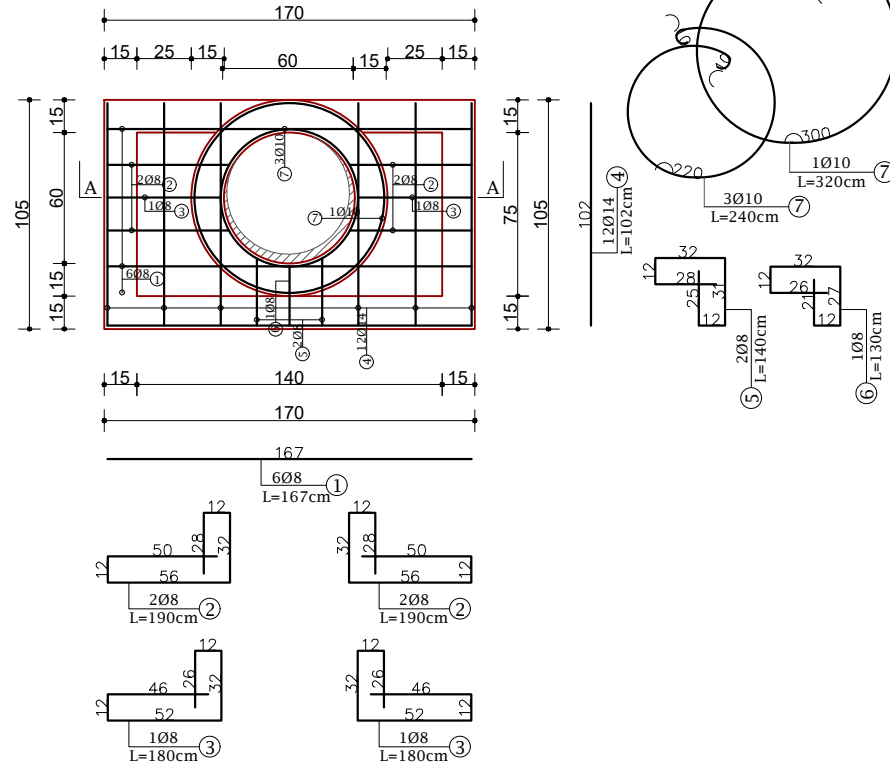
Reinforcement of Water Meter Chamber **TYPE 2/TYPE 4**, In Road
 Armimi i Pusetave te Matesave te Ujit **TIPI 2/TIPI 4**, Ne Rruge

Reinforcement of Water Meter Chamber **TYPE 2/TYPE 4**, Off Road
 Armimi i Pusetave te Matesave te Ujit **TIPI 2/TIPI 4**, Jashte Rruge

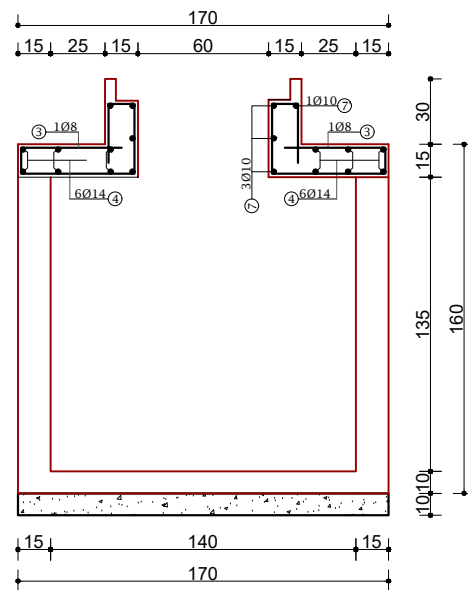
STRUCTURE PLAN SC. 1:25
 PLANI I STRUKTURES SH. 1:25



SLAB REINFORCEMENT SC. 1:25
 ARMIMI I SOLETES SH. 1:25

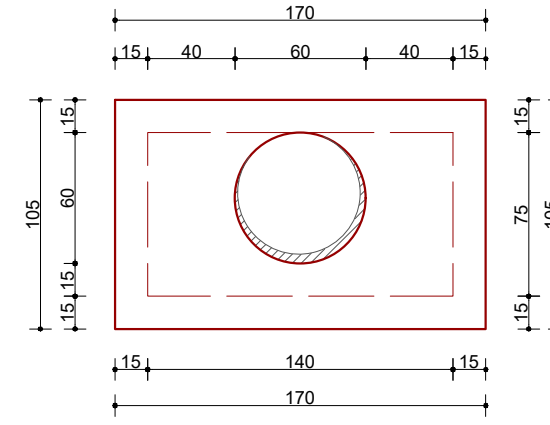


SECTION A-A SC. 1:25
 PRERJA A-A SH. 1:25

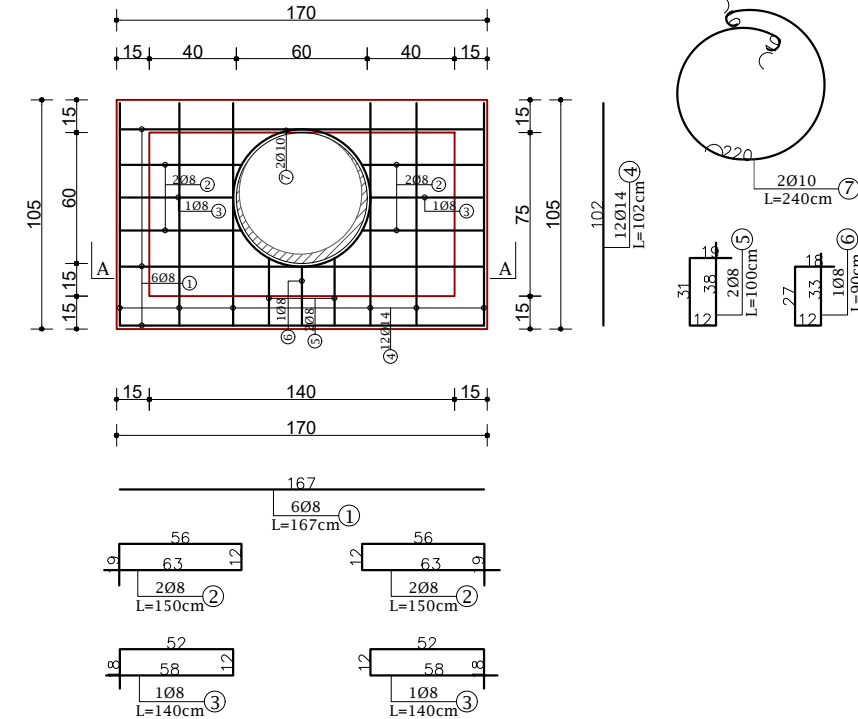


R/C WATER METER CHAMBER / PUSETA (140x150), in road									
No.	Ø mm	L cm	Piece s pc	ΣL ml	Summary Steel Table				
					Ø mm	ΣL ml	U. Weightk g/m	Total Weight kg	
1	8	167	6	10.0	8	25.32	0.3950	10.0	
2	8	190	4	7.6	10	10.4	0.617	6.4	
3	8	180	2	3.60	14	12.24	1.21	14.8	
4	14	102	12	12.2					
5	8	140	2	2.8					
6	8	130	1	1.30					
7	10	240	3	7.20					
7'	10	320	1	3.20					
Steel 420S / Hekur S420								Kg	31.2
Concrete C20/25 / Beton C20/25								m³	1.50

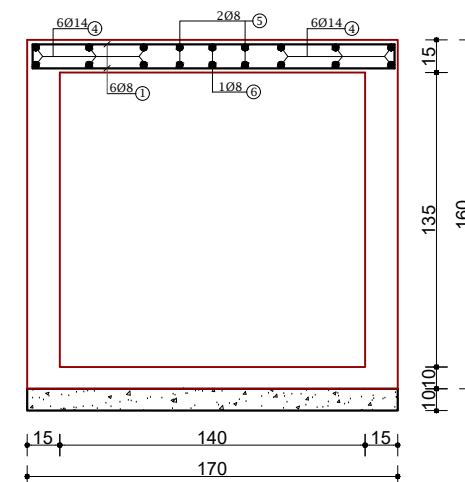
STRUCTURE PLAN SC. 1:25
 PLANI I STRUKTURES SH. 1:25



SLAB REINFORCEMENT SC. 1:25
 ARMIMI I SOLETES SH. 1:25



SECTION A-A SC. 1:25
 PRERJA A-A SH. 1:25



R/C WATER METER CHAMBER / PUSETA (140x150), in road									
No.	Ø mm	L cm	Piece s pc	ΣL ml	Summary Steel Table				
					Ø mm	ΣL ml	U. Weightk g/m	Total Weight kg	
1	8	167	6	10.0	8	21.72	0.395	8.6	
2	8	150	4	6.0	10	4.8	0.617	3.0	
3	8	140	2	2.80	14	12.24	1.21	14.8	
4	14	102	12	12.2					
5	8	100	2	2.0					
6	8	90	1	0.90					
7	10	240	2	4.80					
Steel 420S / Hekur S420								Kg	26.4
Concrete C20/25 / Beton C20/25								m³	1.39

Technical Notes:

Structural elements are calculated and designed with following characteristics:

Foundations, Walls, Beams, Slabs :

- Concrete C-20/25 ($f_{ck}=20000\text{kN/m}^2$) with safety factor $\gamma_c=1.5$
- Reinforcement FeB 44k ($f_{ys}=440\text{N/mm}^2$) with safety factor $\gamma_s=1.15$

Investitor :
 BASHKIA SHKODER
 Projekt Zbatimi Furnizimi me uje i Fshatrave Bardhaj, Bleran me puse shtipi ne Njesine Administrative Bardhaj, Bashkia Shkoder

Puseta SHPERNDARJE

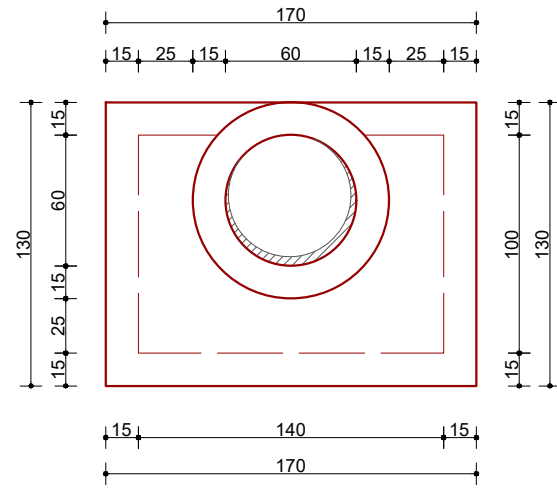
Armimi i Pusetes

Rishikuj:	Date:	Pergatiti:	Kontrolloi:
		Emri... Firma...	Emri... Firma...
		Ing. B. Dedja	
		Ing. E. Teodhori	
		Ing. B. Kaliqi	
		Ing. M. Ramlika	
		Ing. D. Troci	
Firma:			
Konsulent:			
		ERBI-E	Miratol
Kodi i vizatimit:	Shkalla:	Formati:	A.3

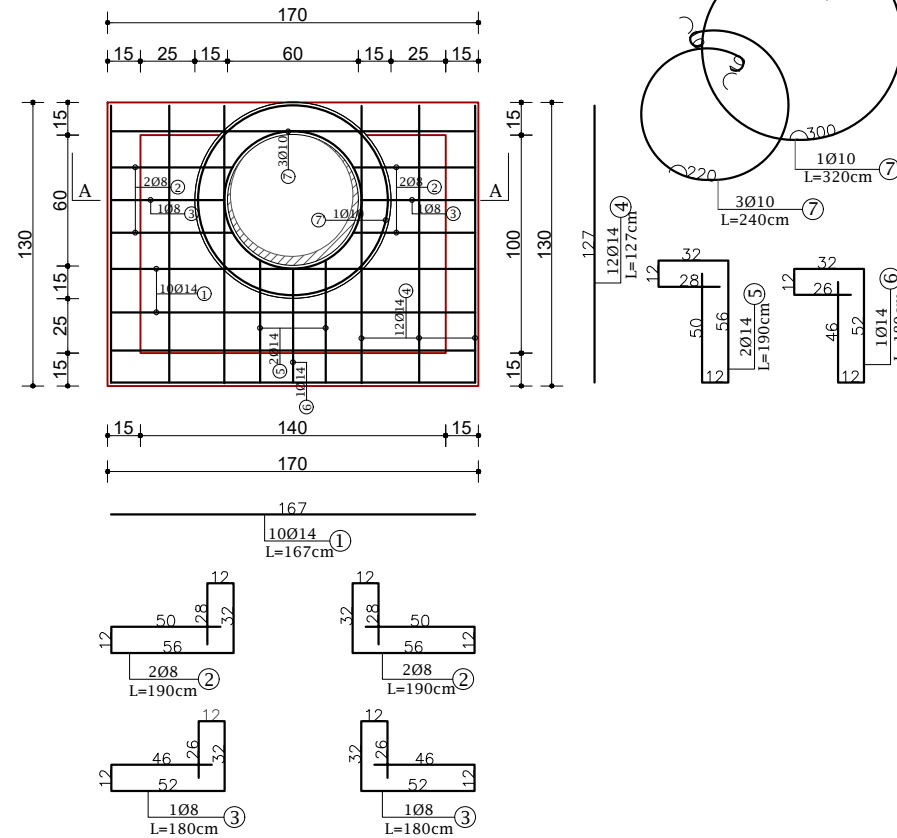
Reinforcement of Water Meter Chamber **TYPE 6**, In Road
 Armimi i Pusetave te Matesave te Ujit **TIPI 6**, Ne Rruge

Reinforcement of Water Meter Chamber **TYPE 6**, Off Road
 Armimi i Pusetave te Matesave te Ujit **TIPI 6**, Jashte Rruge

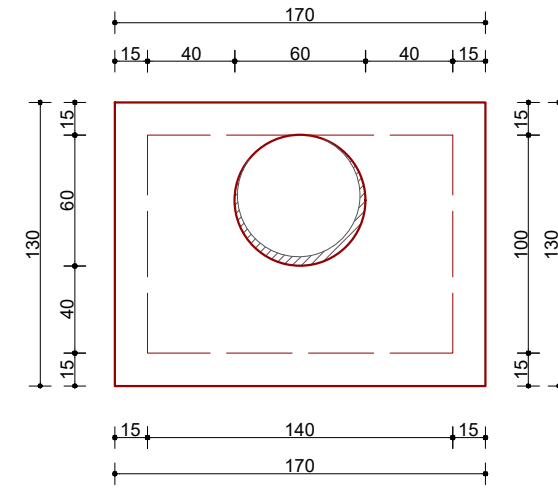
STRUCTURE PLAN SC. 1:25
 PLANI I STRUKTURES SH. 1:25



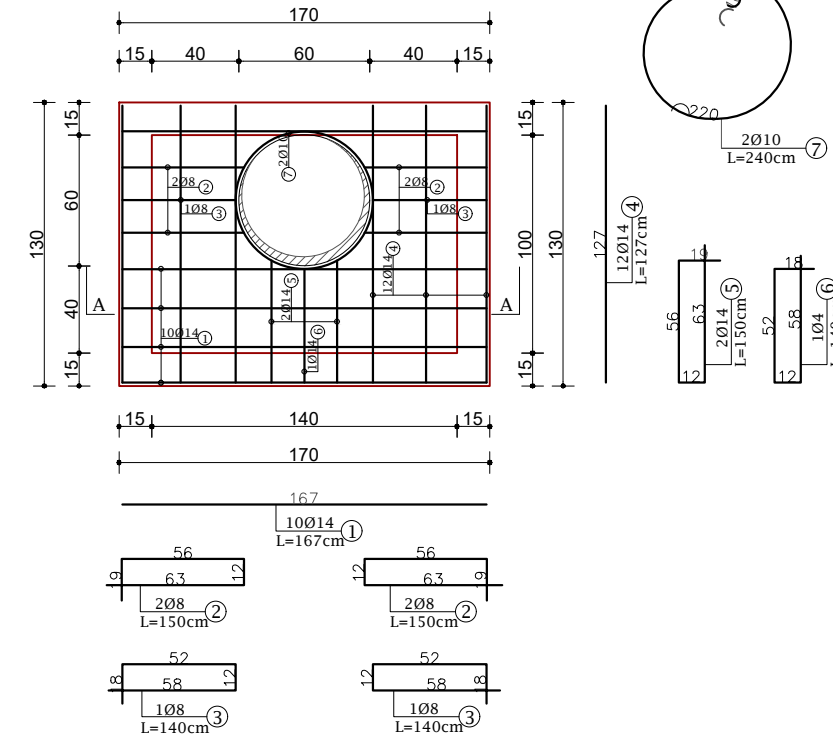
SLAB REINFORCEMENT SC. 1:25
 ARMIMI I SOLETES SH. 1:25



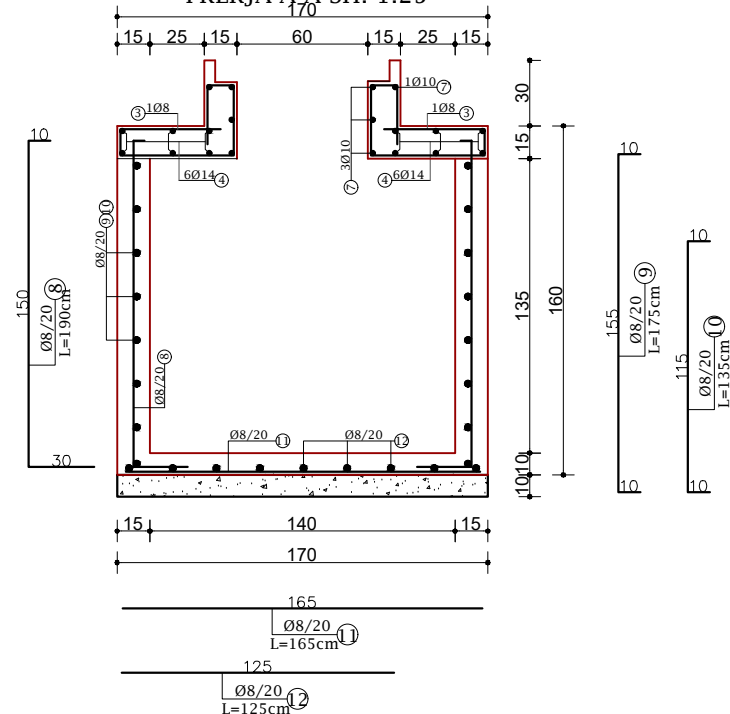
STRUCTURE PLAN SC. 1:25
 PLANI I STRUKTURES SH. 1:25



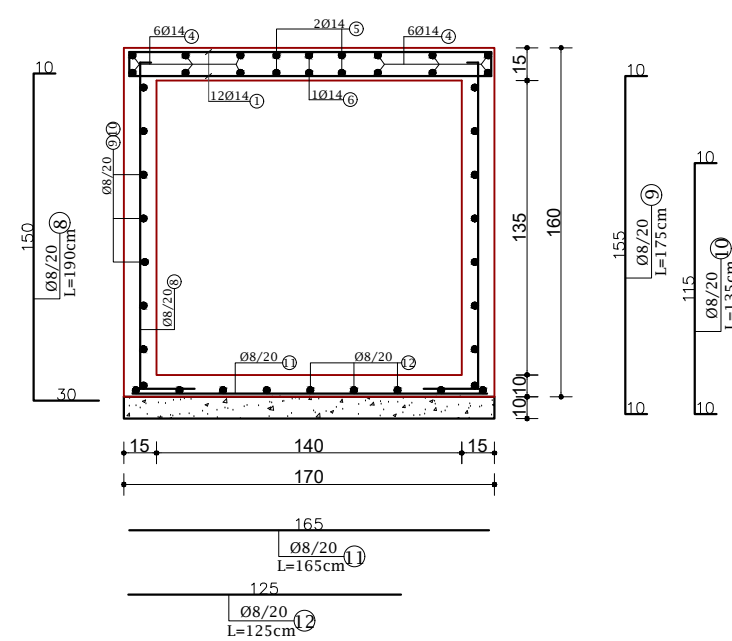
SLAB REINFORCEMENT SC. 1:25
 ARMIMI I SOLETES SH. 1:25



SECTION A-A SC. 1:25
 PRERJA A-A SH. 1:25



SECTION A-A SC. 1:25
 PRERJA A-A SH. 1:25



R/C WATER METER CHAMBER / PUSETA (140x100), in road									
No.	Ø mm	L cm	Pieces pc	ΣL ml	Summary Steel Table				
					Ø mm	ΣL ml	U. Weight kg/m	Total Weight kg	
1	14	167	10	16.7	8	136.80	0.3950	54.0	
2	8	190	4	7.6	10	10.4	0.617	6.4	
3	8	180	2	3.60	14	37.54	1.21	45.4	
4	14	127	12	15.2					
5	14	190	2	3.8					
6	14	180	1	1.80					
7	10	240	3	7.20					
7'	10	320	1	3.20					
8	8	190	28	53.2					
9	8	175	16	28.00					
10	8	135	16	21.60					
11	8	165	7	11.55					
12	8	125	9	11.25					
Steel 420S / Hekur S420								Kg	105.9
Concrete C20/25 / Beton C20/25								m³	1.70

R/C WATER METER CHAMBER / PUSETA (140x100, off road)									
No.	Ø mm	L cm	Pieces pc	ΣL ml	Summary Steel Table				
					Ø mm	ΣL ml	U. Weight kg/m	Total Weight kg	
1	14	167	10	16.7	8	131.20	0.3950	51.8	
2	8	150	4	6.0	10	4.8	0.617	3.0	
3	8	140	2	2.80	14	36.34	1.21	44.0	
4	14	127	12	15.2					
5	14	150	2	3.0					
6	14	140	1	1.40					
7	10	240	2	4.80					
8	8	190	28	53.20					
9	8	175	16	28.0					
10	8	115	16	18.40					
11	8	165	7	11.55					
12	8	125	9	11.25					
Steel 420S / Hekur S420								Kg	98.8
Concrete C20/25 / Beton C20/25								m³	1.60

Technical Notes:
 Structural elements are calculated and designed with following characteristics:
Foundations, Walls, Beams, Slabs :
 - Concrete C-20/25 ($f_{ck}=20000\text{kN/m}^2$) with safety factor $\gamma_c=1.5$
 - Reinforcement FeB 44k ($f_{ys}=440\text{N/mm}^2$) with safety factor $\gamma_s=1.15$

Investitor : BASHKIA SHKODER
 Projekt Zbatimi Furnizimi me uje i Fshatrave Bardhaj, Bleran me puse shpimi ne Njesine Administrative Bardhaj, Bashkia Shkoder

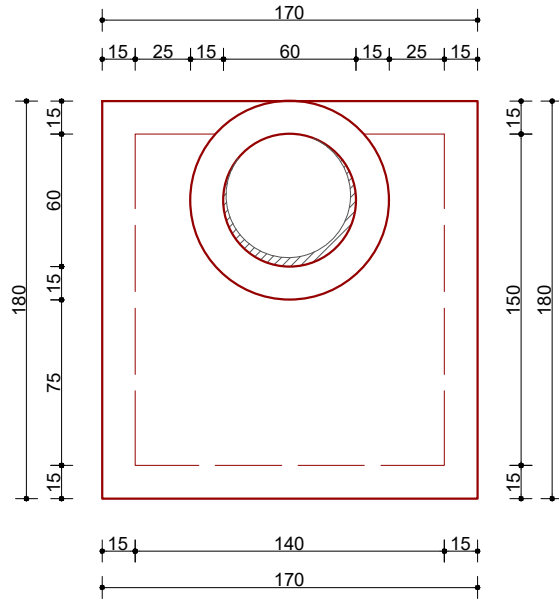
Pusetave SHERNDARJE

Armimi i Pusetave

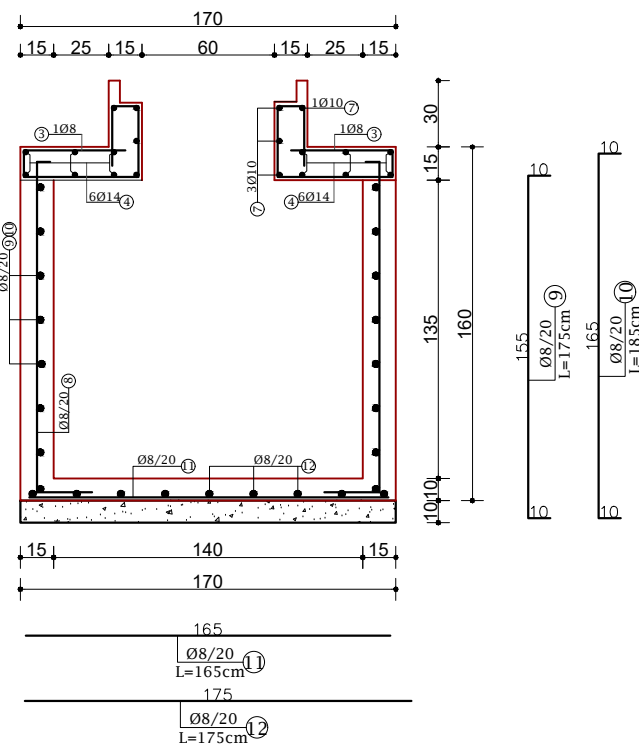
Rishikujat	Date	Pergatiti	Kontrolltoi
		Emri... Firma...	Emri... Firma...
		Ing. B. Dedja	
		Ing. E. Teodhori	
		Ing. B. Kaliqi	
		Ing. M. Ramlika	
		Ing. D. Troci	
Konsulent		ERBI-E	Miratol
Kodi i vizatimit	Shkalla	Formati	A 3

Reinforcement of Water Meter Chamber TYPE 10, In Road
Armimi i Pusetave te Matesave te Ujit TIPI 10, Ne Rruge

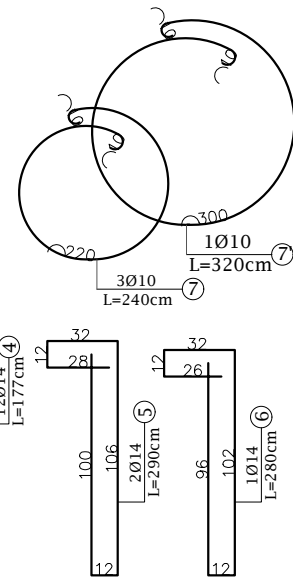
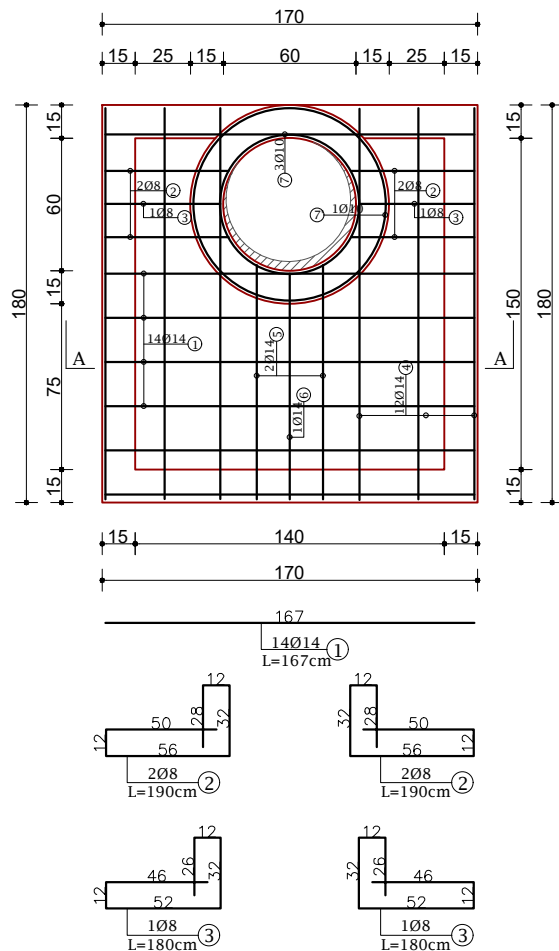
STRUCTURE PLAN SC. 1:25
PLANI I STRUKTURES SH. 1:25



SECTION A-A SC. 1:25
PRERJA A-A SH. 1:25



SLAB REINFORCEMENT SC. 1:25
ARMIMI I SOLETES SH. 1:25

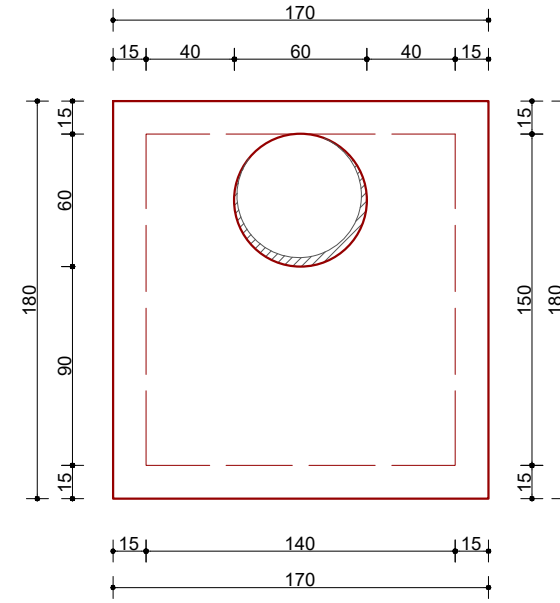


R/C WATER METER CHAMBER / PUSETA (140x150), in road								
No.	Ø mm	L cm	Pieces pc	ΣL ml	Summary Steel Table			Total Weight kg
					Ø mm	ΣL ml	U. Weight kg/m	
1	14	167	14	23.4	8	161.85	0.3950	63.9
2	8	190	4	7.6	10	10.4	0.617	6.4
3	8	180	2	3.60	14	53.22	1.2100	64.4
4	14	177	12	21.2				
5	14	290	2	5.8				
6	14	280	1	2.80				
7	10	240	3	7.20				
7	10	320	1	3.20				
8	8	190	32	60.8				
9	8	175	16	28.00				
10	8	185	16	29.60				
11	8	165	10	16.50				
12	8	175	9	15.75				
Steel 420S / Hekur S420							Kg	134.7
Concrete C20/25 / Beton C20/25							m³	2.12

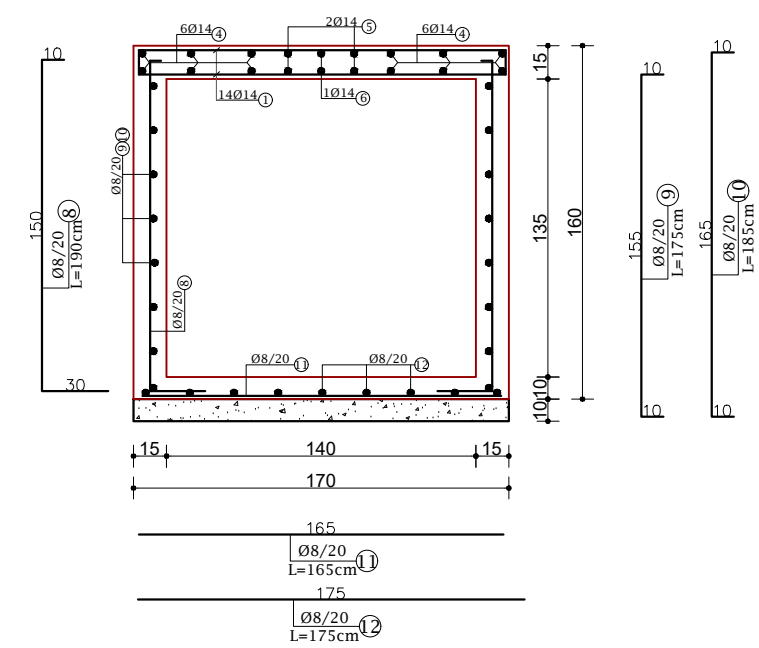
Technical Notes:
Structural elements are calculated and designed with following characteristics:
Foundations, Walls, Beams, Slabs :
- Concrete C-20/25 ($f_{ck}=20000\text{kN/m}^2$) with safety factor $\gamma_c=1.5$
- Reinforcement FeB 44k ($f_{ys}=440\text{N/mm}^2$) with safety factor $\gamma_s=1.15$

Reinforcement of Water Meter Chamber TYPE 10, Off Road
Armimi i Pusetave te Matesave te Ujit TIPI 10, Jashte Rruge

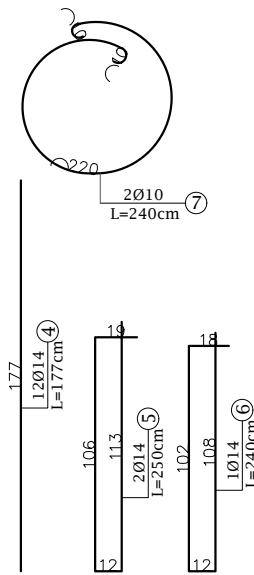
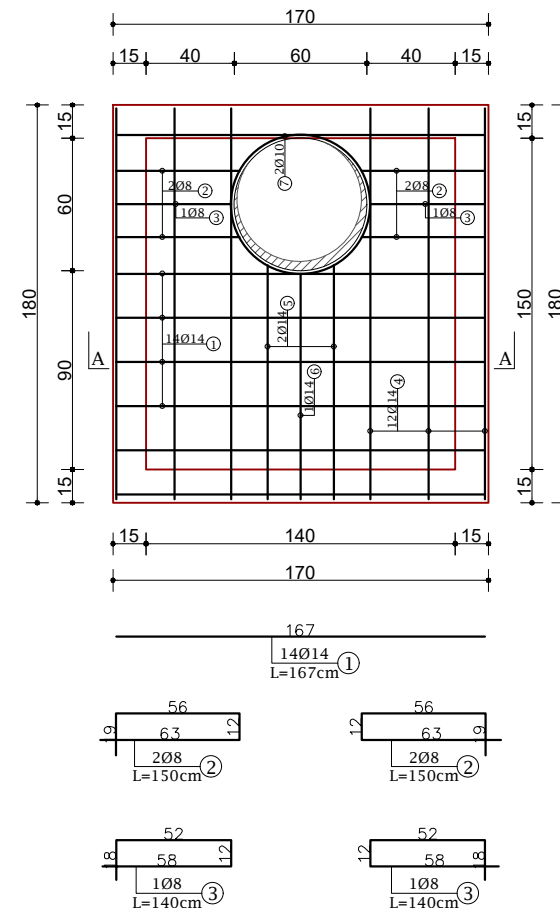
STRUCTURE PLAN SC. 1:25
PLANI I STRUKTURES SH. 1:25



SECTION A-A SC. 1:25
PRERJA A-A SH. 1:25



SLAB REINFORCEMENT SC. 1:25
ARMIMI I SOLETES SH. 1:25



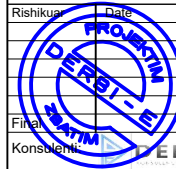
R/C WATER METER CHAMBER / PUSETA (140x150), off road								
No.	Ø mm	L cm	Pieces pc	ΣL ml	Summary Steel Table			Total Weight kg
					Ø mm	ΣL ml	U. Weight kg/m	
1	14	167	14	23.4	8	159.45	0.395	63.0
2	8	150	4	6.0	10	4.8	0.617	3.0
3	8	140	2	2.80	14	52.02	1.21	62.9
4	14	177	12	21.2				
5	14	250	2	5.0				
6	14	240	1	2.40				
7	10	240	2	4.80				
8	8	190	32	60.80				
9	8	175	16	28.0				
10	8	185	16	29.60				
11	8	165	10	16.50				
12	8	175	9	15.75				
Steel 420S / Hekur S420							Kg	128.9
Concrete C20/25 / Beton C20/25							m³	2.02

Investitor :
BASHKIA SHKODËR
Projekt Zbatimi Furnizimi me uje i Fshatrave Bardhaj Bleran me puse shpimi ne Njesine Administrative Bardhaj, Bashkia Shkoder

Pusetave SHPERNDARJE

Armimi i Pusetes

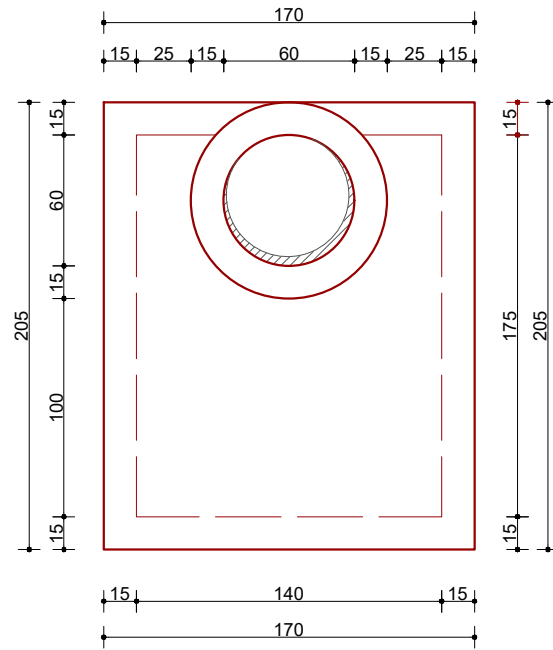
Rishikuar	Date	Pergatiti	Kontrolloi
		Emri... Firma...	Emri... Firma...
		Ing. B. Dedja	
		Ing. E. Teodhori	
		Ing. B. Kallqi	
		Ing. M. Ramlika	
		Ing. D. Troci	
Firma			Mirator
Konsulent			
Kodi i vizatimit	Shkalla	Formati	A 3



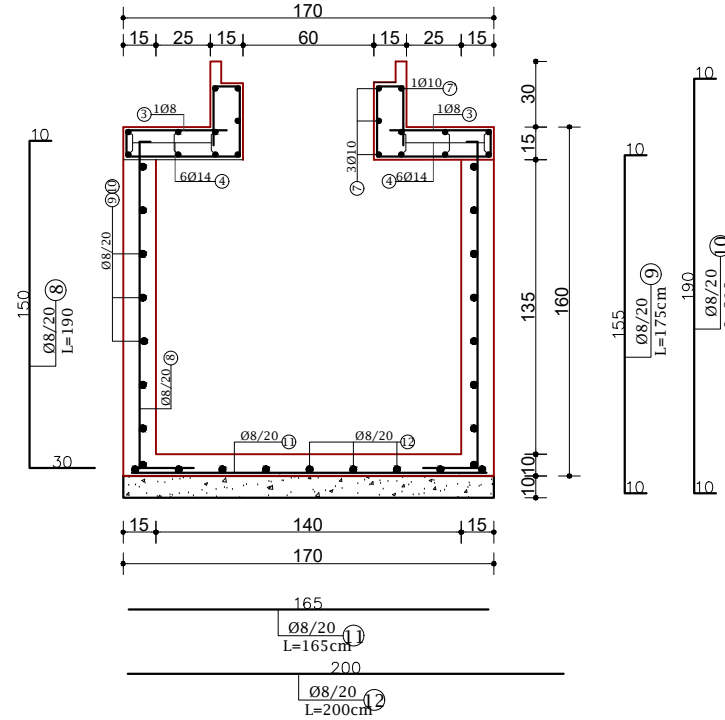
Reinforcement of Water Meter Chamber **TYPE 12, In Road**
 Armimi i Pusetave te Matesave te Ujit **TIPI 12, Ne Rruge**

Reinforcement of Water Meter Chamber **TYPE 12, Off Road**
 Armimi i Pusetave te Matesave te Ujit **TIPI 12, Jashte Rruge**

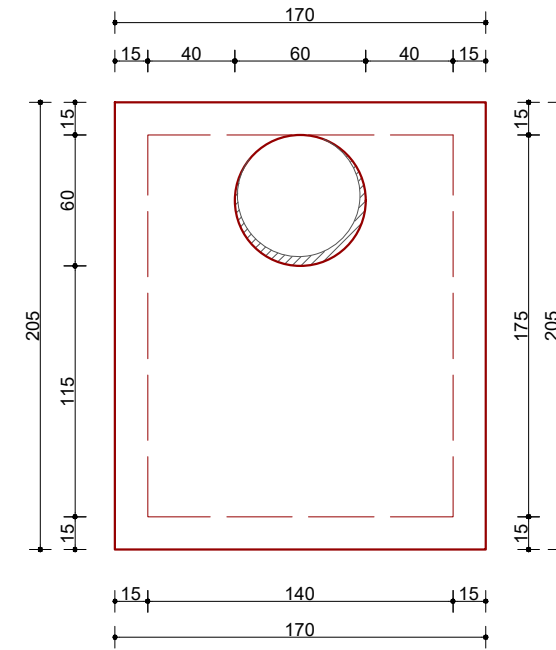
STRUCTURE PLAN SC. 1:25
 PLANI I STRUKTURES SH. 1:25



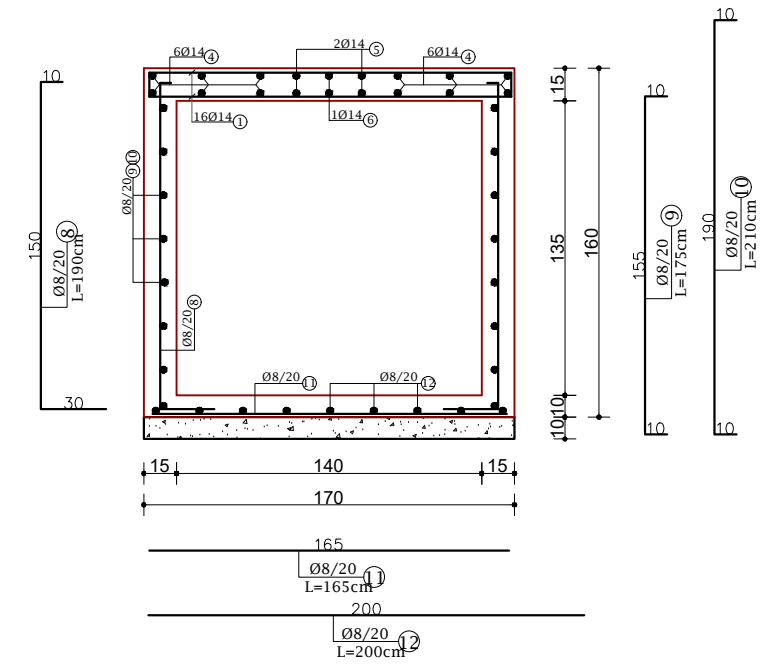
SECTION A-A SC. 1:25
 PRERJA A-A SH. 1:25



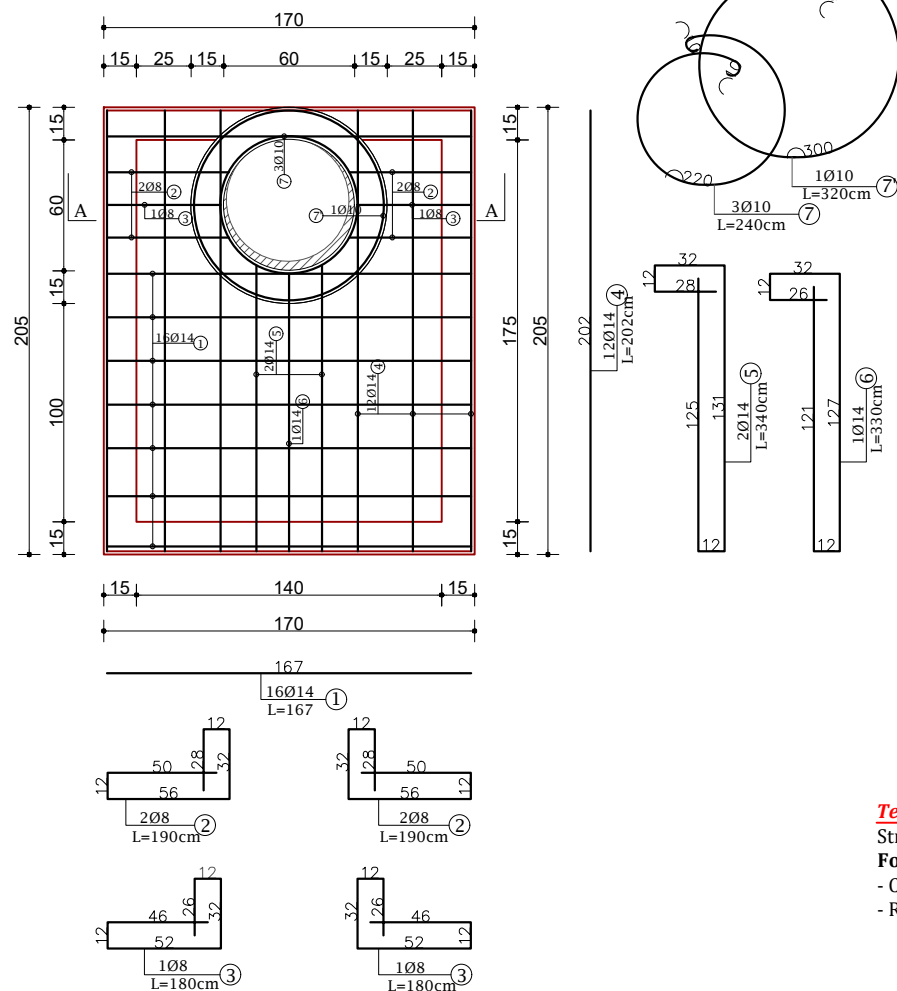
STRUCTURE PLAN SC. 1:25
 PLANI I STRUKTURES SH. 1:25



SECTION A-A SC. 1:25
 PRERJA A-A SH. 1:25



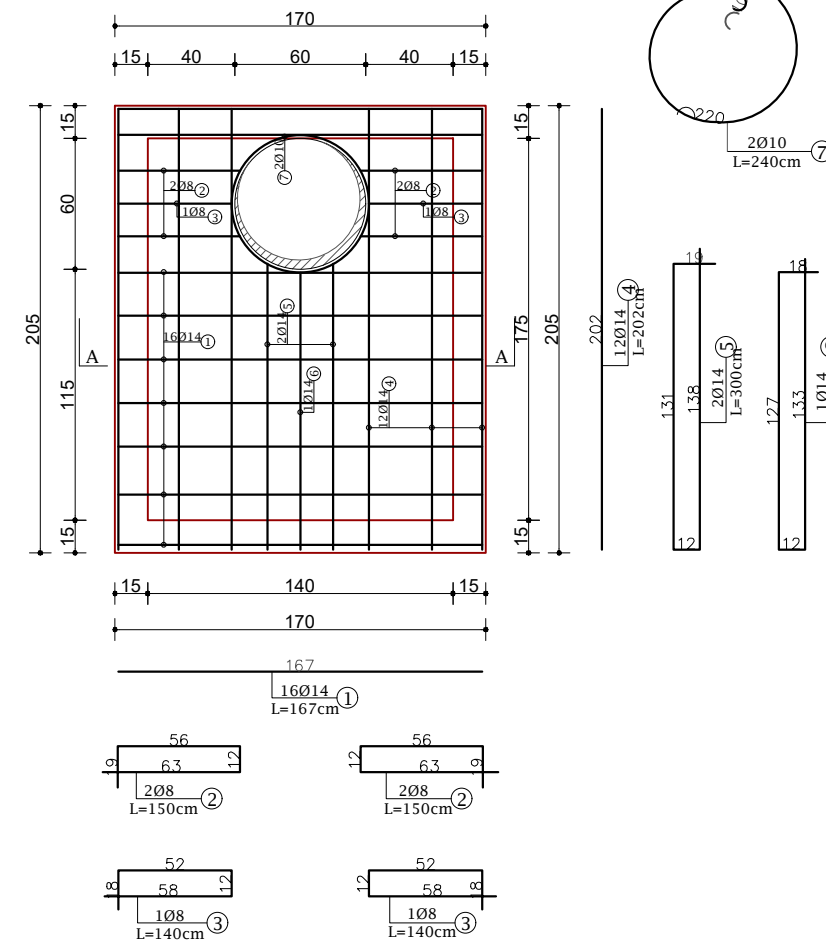
SLAB REINFORCEMENT SC. 1:25
 ARMIMI I SOLETES SH. 1:25



R/C WATER METER CHAMBER / PUSETA (140x175), in road

No.	Ø mm	L cm	Pieces pc	ΣL ml	Summary Steel Table			
					Ø mm	ΣL ml	Total Weight kg	
1	14	167	16	26.7	8	173.55	0.3950	68.6
2	8	190	4	7.6	10	10.4	0.617	6.4
3	8	180	2	3.60	14	61.06	1.2100	73.9
4	14	202	12	24.2				
5	14	340	2	6.8				
6	14	330	1	3.30				
7	10	240	3	7.20				
8	8	190	34	64.6				
9	8	175	16	28.00				
10	8	210	16	33.60				
11	8	165	11	18.15				
12	8	200	9	18.00				
Steel 420S / Hekur S420					Kg	148.9		
Concrete C20/25 / Beton C20/25					m³	2.33		

SLAB REINFORCEMENT SC. 1:25
 ARMIMI I SOLETES SH. 1:25



R/C WATER METER CHAMBER / PUSETA (140x175), off road

No.	Ø mm	L cm	Pieces pc	ΣL ml	Summary Steel Table			
					Ø mm	ΣL ml	Total Weight kg	
1	14	167	16	26.7	8	171.15	0.395	67.6
2	8	150	4	6.0	10	4.8	0.617	3.0
3	8	140	2	2.80	14	59.86	1.21	72.4
4	14	202	12	24.2				
5	14	300	2	6.0				
6	14	290	1	2.90				
7	10	240	2	4.80				
8	8	190	34	64.60				
9	8	175	16	28.0				
10	8	210	16	33.60				
11	8	165	11	18.15				
12	8	200	9	18.00				
Steel 420S / Hekur S420					Kg	143.0		
Concrete C20/25 / Beton C20/25					m³	2.23		

Technical Notes:
 Structural elements are calculated and designed with following characteristics:
Foundations, Walls, Beams, Slabs:
 - Concrete C-20/25 ($f_{ck}=20000\text{kN/m}^2$) with safety factor $\gamma_c=1.5$
 - Reinforcement FeB 44k ($f_{ys}=440\text{N/mm}^2$) with safety factor $\gamma_s=1.15$

Investitor : BASHKIA SHKODER
 Projekt Zbatimi Furnizimi me uje i Fshatrave Bardhaj, Bleran me puse shpimi ne Njesine Administrative Bardhaj, Bashkia Shkoder

Pusetave SHPERNDARJE

Armimi i Pusetave

Rishikujtur	Date	Pergatitur	Kontrolluar
		Emri... Firma...	Emri... Firma...
		Ing. B. Dedja	
		Ing. E. Teodhori	
		Ing. B. Kaliqi	
		Ing. M. Ramlika	
		Ing. D. Troci	

Kodi i vizatimit: Shkalla: Formati: A3

Reinforcement of Water Meter Chamber **TYPE 12, In Road**
 Armimi i Pusetave te Matesave te Ujit **TIPI 12, Ne Rruge**

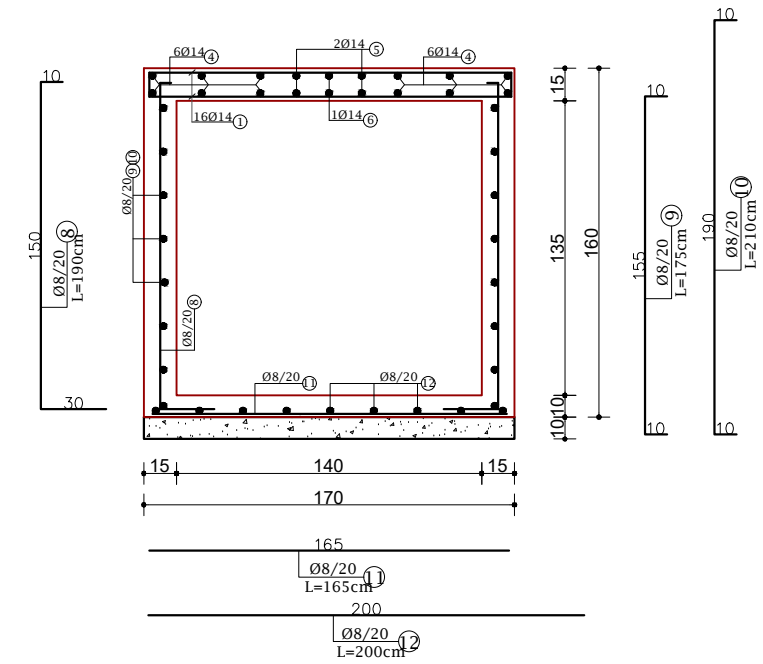
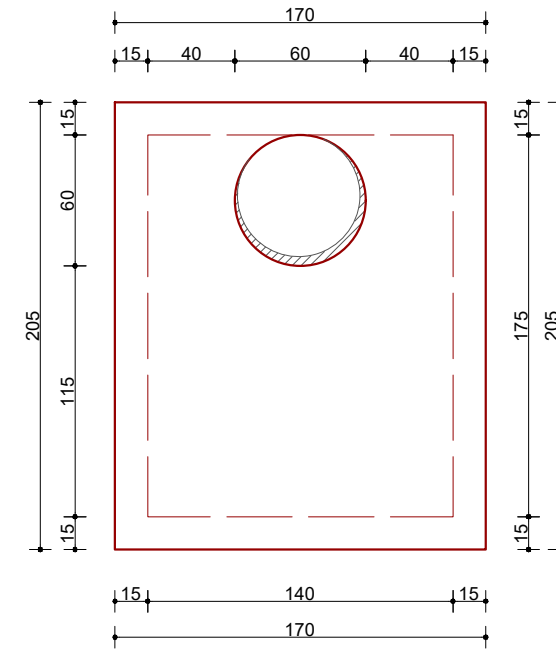
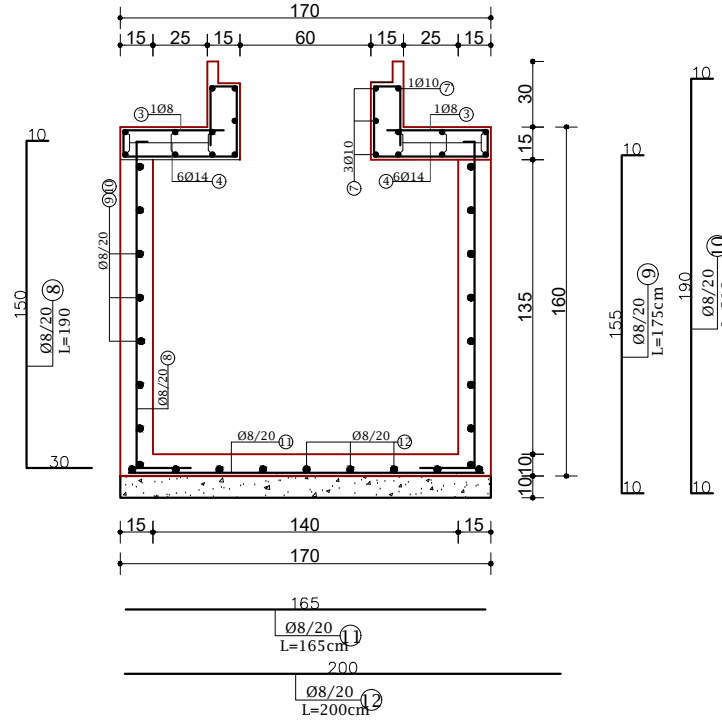
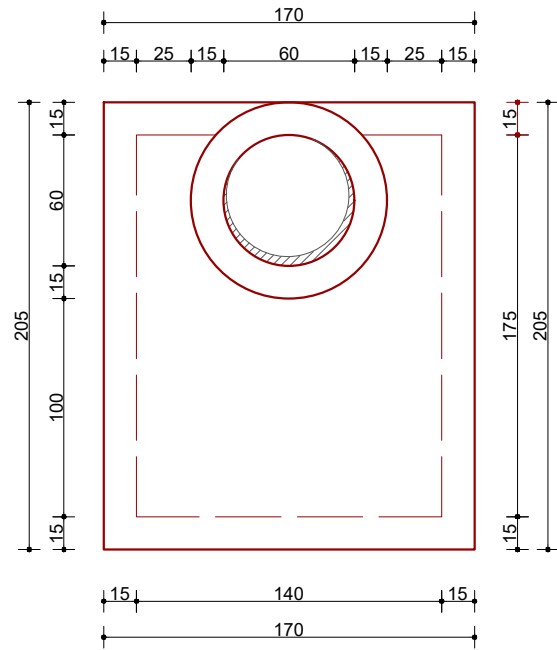
Reinforcement of Water Meter Chamber **TYPE 12, Off Road**
 Armimi i Pusetave te Matesave te Ujit **TIPI 12, Jashte Rruge**

STRUCTURE PLAN SC. 1:25
 PLANI I STRUKTURES SH. 1:25

SECTION A-A SC. 1:25
 PRERJA A-A SH. 1:25

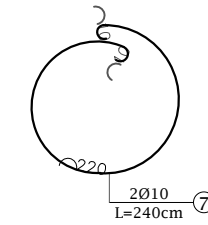
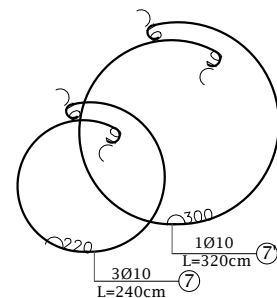
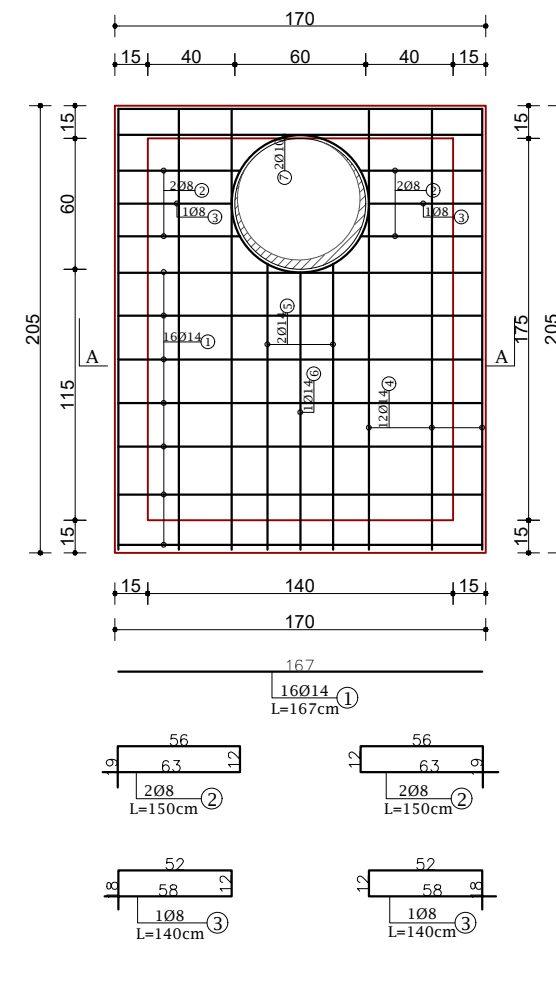
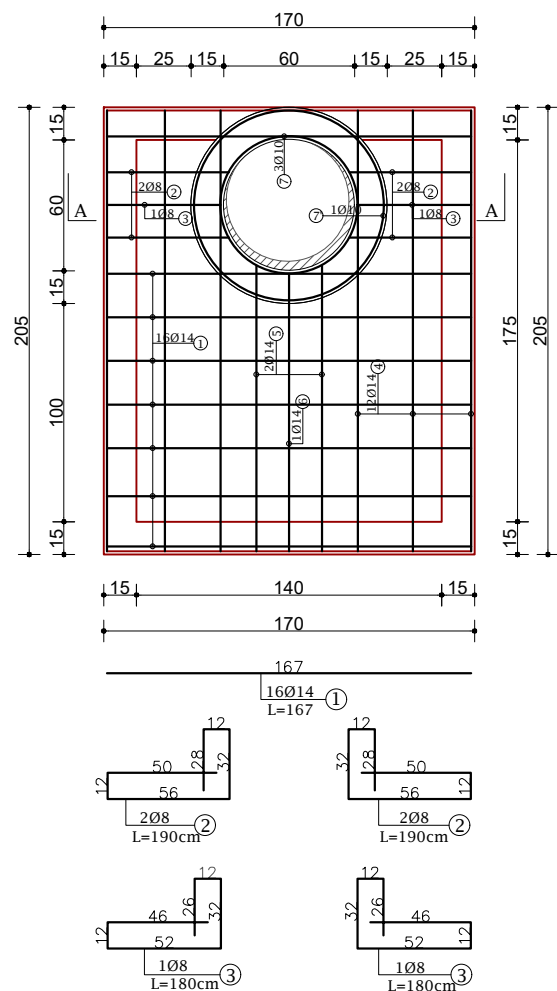
STRUCTURE PLAN SC. 1:25
 PLANI I STRUKTURES SH. 1:25

SECTION A-A SC. 1:25
 PRERJA A-A SH. 1:25



SLAB REINFORCEMENT SC. 1:25
 ARMIMI I SOLETES SH. 1:25

SLAB REINFORCEMENT SC. 1:25
 ARMIMI I SOLETES SH. 1:25



R/C WATER METER CHAMBER / PUSETA (140x175), in road

No.	Ø mm	L cm	Pieces pc	ΣL ml	Summary Steel Table			
					Ø mm	ΣL ml	U. Weight kg/m	Total Weight kg
1	14	167	16	26.7	8	173.55	0.3950	68.6
2	8	190	4	7.6	10	10.4	0.617	6.4
3	8	180	2	3.60	14	61.06	1.2100	73.9
4	14	202	12	24.2				
5	14	340	2	6.8				
6	14	330	1	3.30				
7	10	240	3	7.20				
8	8	190	34	64.6				
9	8	175	16	28.00				
10	8	210	16	33.60				
11	8	165	11	18.15				
12	8	200	9	18.00				
Steel 420S / Hekur S420					Kg	148.9		
Concrete C20/25 / Beton C20/25					m³	2.33		

R/C WATER METER CHAMBER / PUSETA (140x175), off road

No.	Ø mm	L cm	Pieces pc	ΣL ml	Summary Steel Table			
					Ø mm	ΣL ml	U. Weight kg/m	Total Weight kg
1	14	167	16	26.7	8	171.15	0.395	67.6
2	8	150	4	6.0	10	4.8	0.617	3.0
3	8	140	2	2.80	14	59.86	1.21	72.4
4	14	202	12	24.2				
5	14	300	2	6.0				
6	14	290	1	2.90				
7	10	240	2	4.80				
8	8	190	34	64.60				
9	8	175	16	28.0				
10	8	210	16	33.60				
11	8	165	11	18.15				
12	8	200	9	18.00				
Steel 420S / Hekur S420					Kg	143.0		
Concrete C20/25 / Beton C20/25					m³	2.23		

Technical Notes:
 Structural elements are calculated and designed with following characteristics:
Foundations, Walls, Beams, Slabs:
 - Concrete C-20/25 ($f_{ck}=20000\text{kN/m}^2$) with safety factor $\gamma_c=1.5$
 - Reinforcement FeB 44k ($f_{ys}=440\text{N/mm}^2$) with safety factor $\gamma_s=1.15$

Investitor : BASHKIA SHKODER
 Projekt Zbatimi Furnizimi me uje i Fshatrave Bardhaj, Bleran me puse shpimi ne Njesine Administrative Bardhaj, Bashkia Shkoder

Puseta SHPERNDARJE

Armimi i Pusetes

Rishikujtur	Date	Pergatiti	Kontrolltoi
		Emri... Firma...	Emri... Firma...
		Ing. B. Dedja	
		Ing. E. Teodhori	
		Ing. B. Kaliqi	
		Ing. M. Ramlika	
		Ing. D. Troci	

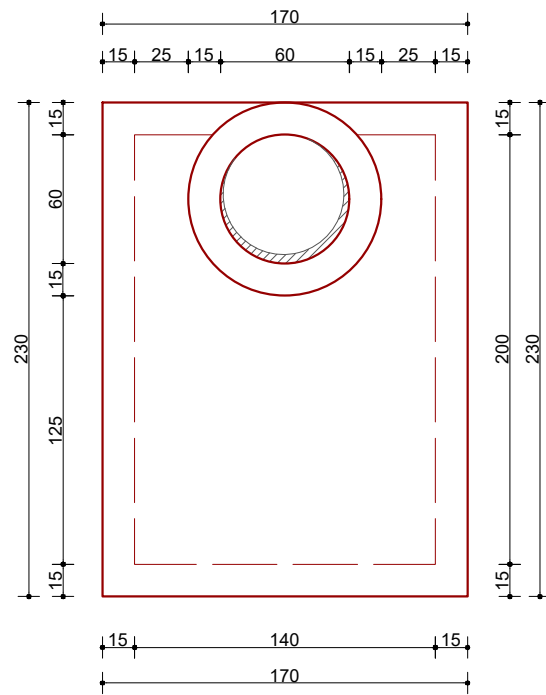
Konsulent: ERBIE

Kodi i vizatimit: Shkalla: Formati: A 3

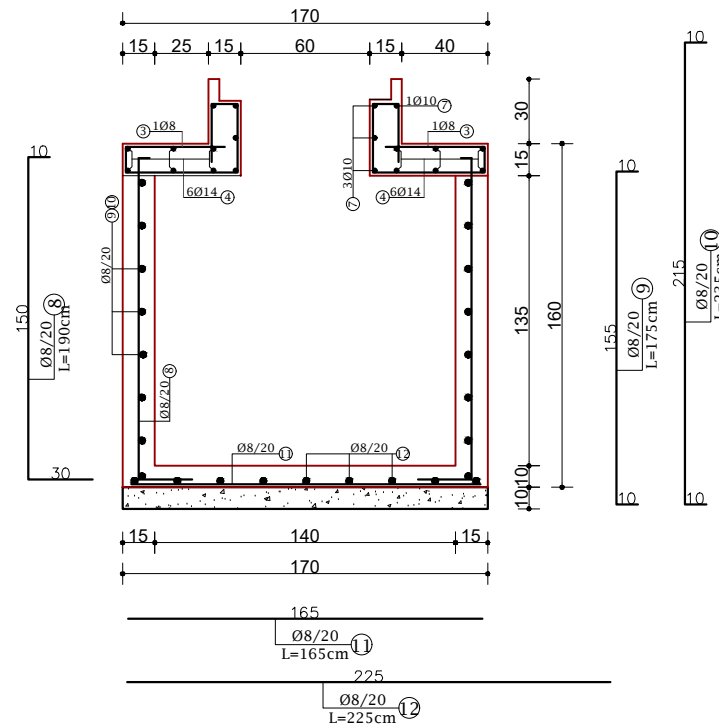
Reinforcement of Water Meter Chamber TYPE 14, In Road
 Armimi i Pusetave te Matesave te Ujit TIPI 14, Ne Rruge

Reinforcement of Water Meter Chamber TYPE 14, Off Road
 Armimi i Pusetave te Matesave te Ujit TIPI 14, Jashte Rruge

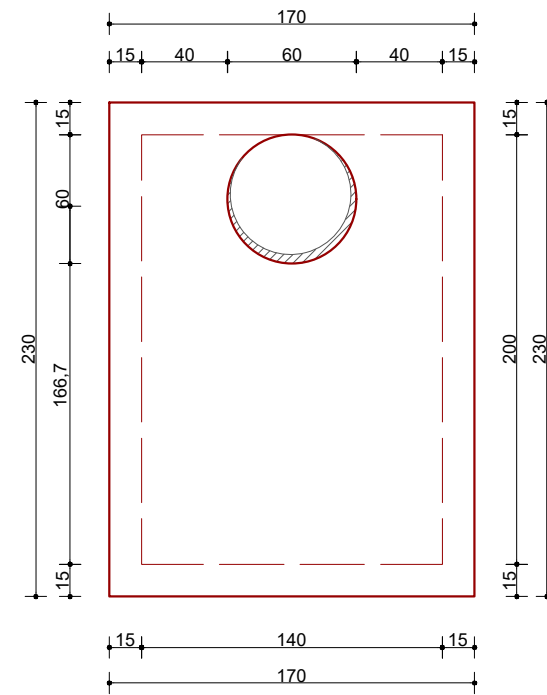
STRUCTURE PLAN SC. 1:25
 PLANI I STRUKTURES SH. 1:25



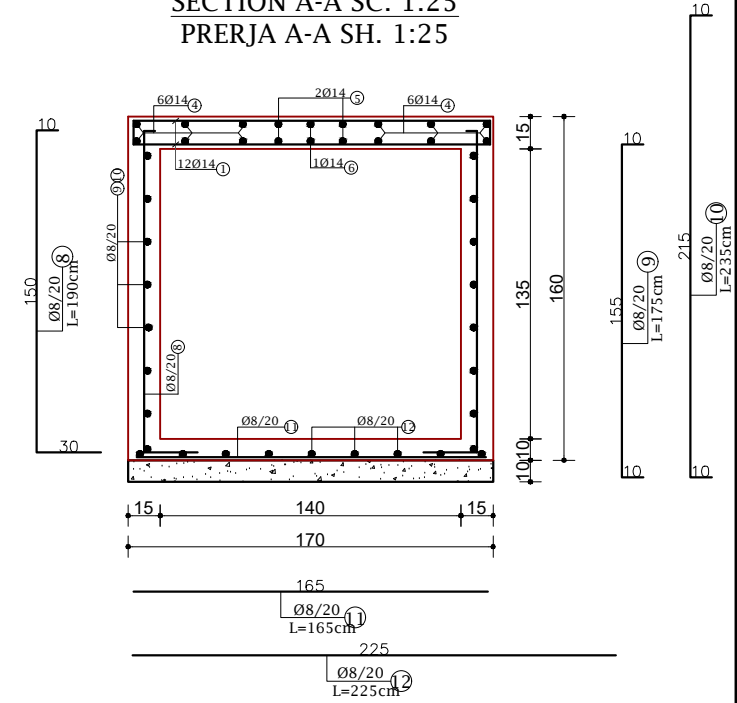
SECTION A-A SC. 1:25
 PRERJA A-A SH. 1:25



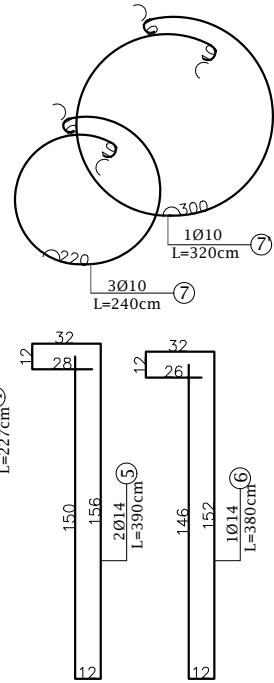
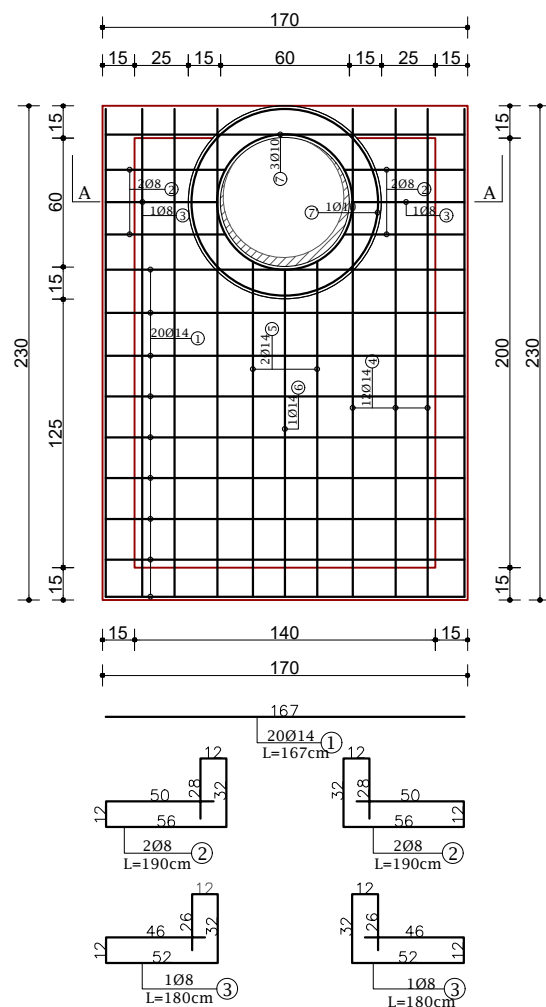
STRUCTURE PLAN SC. 1:25
 PLANI I STRUKTURES SH. 1:25



SECTION A-A SC. 1:25
 PRERJA A-A SH. 1:25



SLAB REINFORCEMENT SC. 1:25
 ARMIMI I SOLETES SH. 1:25

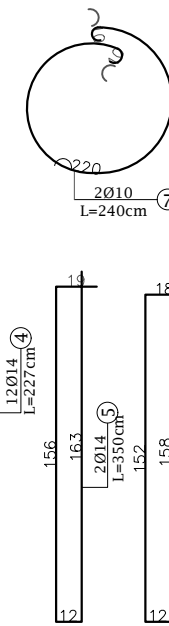
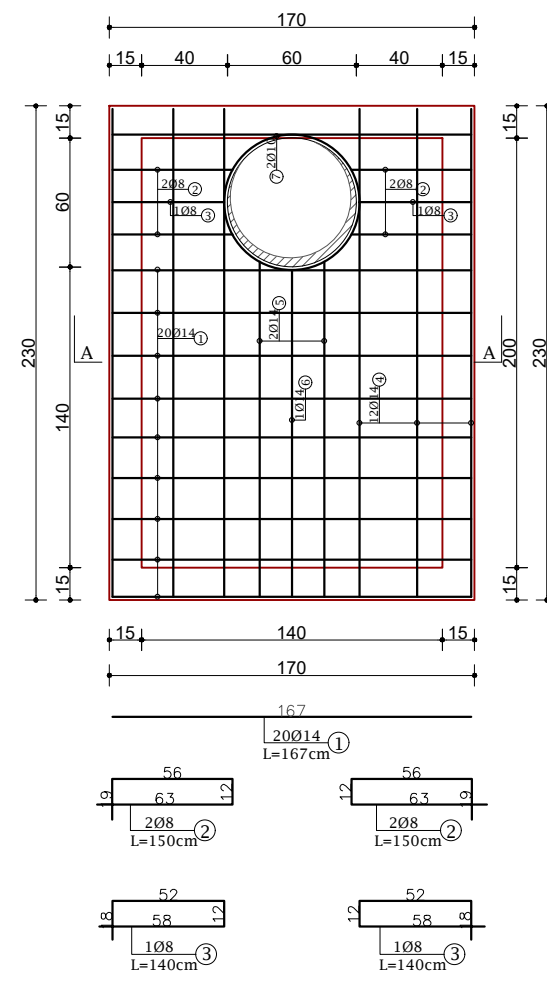


R/C WATER METER CHAMBER / PUSETA (140x200), in road									
No.	Ø mm	L cm	Pieces pc	Σ L ml	Summary Steel Table				
					Ø mm	Σ L ml	U. Weight kg/m	Total Weight kg	
1	14	167	20	33.4	8	185.25	0.3950	73.2	
2	8	190	4	7.6	10	10.4	0.617	6.4	
3	8	180	2	3.60	14	71.84	1.21	86.9	
4	14	227	12	27.2					
5	14	390	2	7.8					
6	14	340	1	3.40					
7	10	240	3	7.20					
7'	10	320	1	3.20					
8	8	190	36	68.4					
9	8	175	16	28.00					
10	8	235	16	37.60					
11	8	165	12	19.80					
12	8	225	9	20.25					
Steel 420S / Hekur S420							Kg	166.5	
Concrete C20/25 / Beton C20/25							m³	2.53	

Technical Notes:

Structural elements are calculated and designed with following characteristics:
Foundations, Walls, Beams, Slabs :
 - Concrete C-20/25 ($f_{ck}=20000kN/m^2$) with safety factor $\gamma_c=1.5$
 - Reinforcement FeB 44k ($f_{ys}=440N/mm^2$) with safety factor $\gamma_s=1.15$

SLAB REINFORCEMENT SC. 1:25
 ARMIMI I SOLETES SH. 1:25



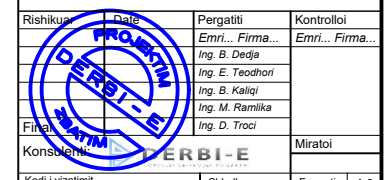
R/C WATER METER CHAMBER / PUSETA (140x200), off road									
No.	Ø mm	L cm	Pieces pc	Σ L ml	Summary Steel Table				
					Ø mm	Σ L ml	U. Weight kg/m	Total Weight kg	
1	14	167	20	33.4	8	182.85	0.395	72.2	
2	8	150	4	6.0	10	4.8	0.617	3.0	
3	8	140	2	2.80	14	71.04	1.21	86.0	
4	14	227	12	27.2					
5	14	350	2	7.0					
6	14	340	1	3.40					
7	10	240	2	4.80					
8	8	190	36	68.40					
9	8	175	16	28.0					
10	8	235	16	37.60					
11	8	165	12	19.80					
12	8	225	9	20.25					
Steel 420S / Hekur S420							Kg	161.1	
Concrete C20/25 / Beton C20/25							m³	2.43	

Investitor :
 BASHKIA SHKODËR
 Projekt Zbatimi Furnizimi me uje i Fshatrave Bardhaj,Bleran me puse shpimi ne Njesine Administrative Bardhaj, Bashkia Shkoder

Puseta SHPERNDARJE

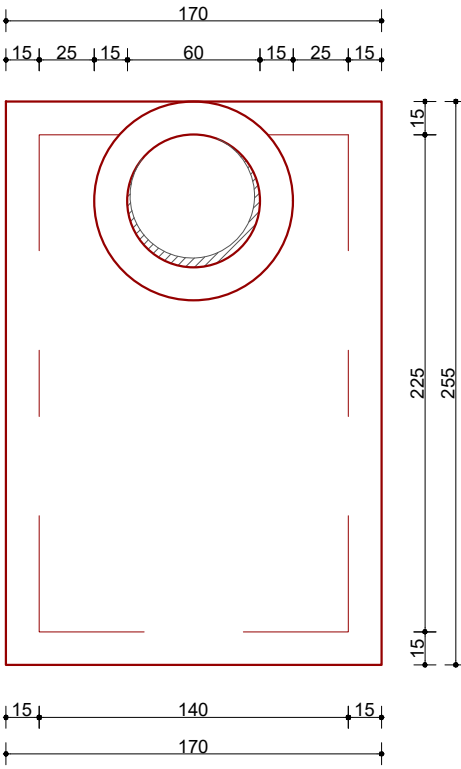
Armimi i Pusetes

Rishikuar	Date	Pergatiti	Kontrolloi
		Emri... Firma...	Emri... Firma...
		Ing. B. Dedja	
		Ing. E. Teodhori	
		Ing. B. Kalij	
		Ing. M. Ramika	
		Ing. D. Troci	
Firma			
Konsulent			
			Miratoi
Kodi i vizatimit	Shkalla	Formati	A3

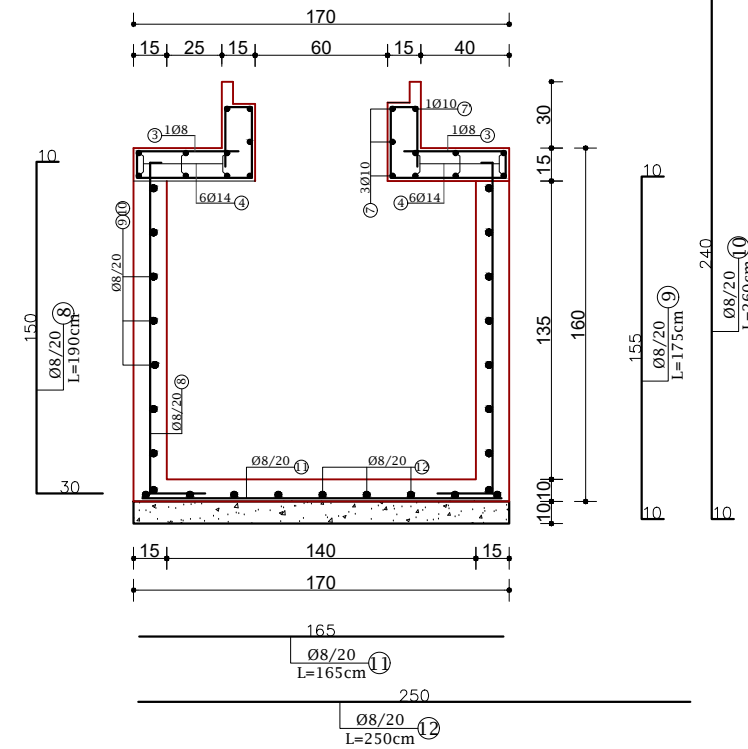


Reinforcement of Water Meter Chamber TYPE 16, In Road
 Armimi i Pusetave te Matesave te Ujit TIPI 16, Ne Rruge

STRUCTURE PLAN SC. 1:25
 PLANI I STRUKTURES SH. 1:25

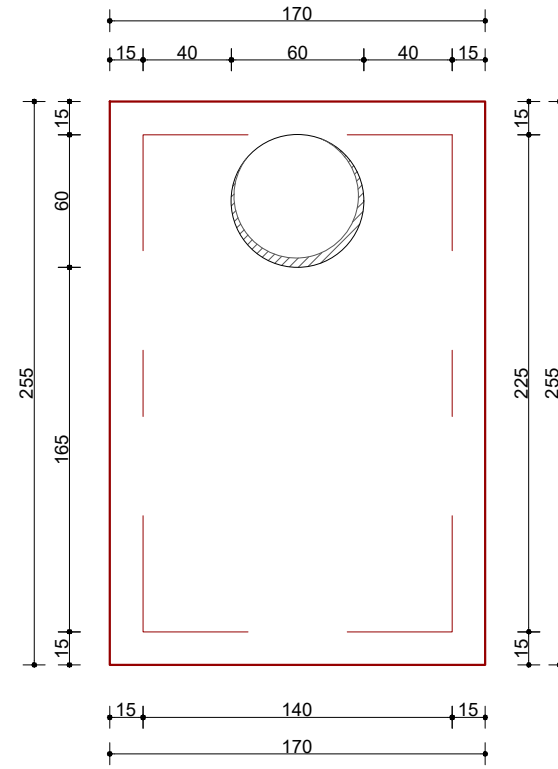


SECTION A-A SC. 1:25
 PRERJA A-A SH. 1:25

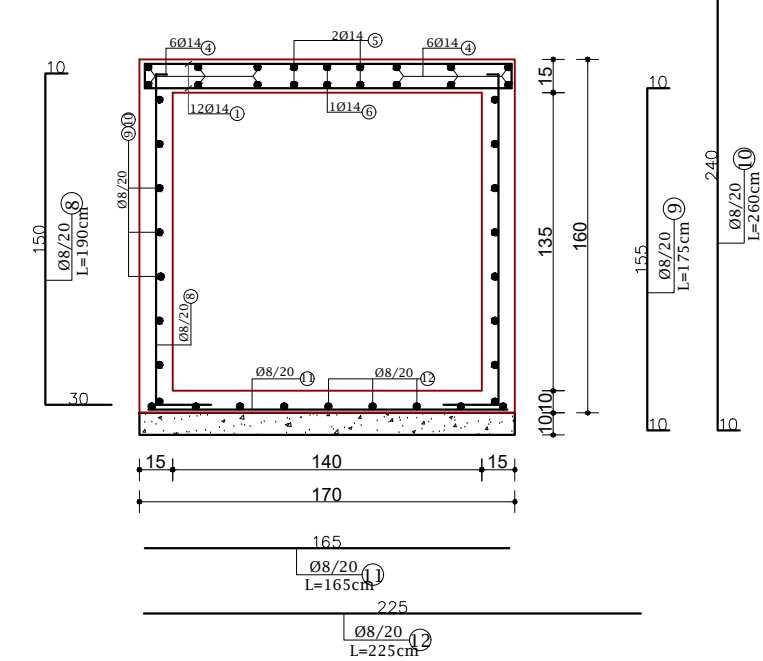


Reinforcement of Water Meter Chamber TYPE 16, Off Road
 Armimi i Pusetave te Matesave te Ujit TIPI 16, Jashte Rruge

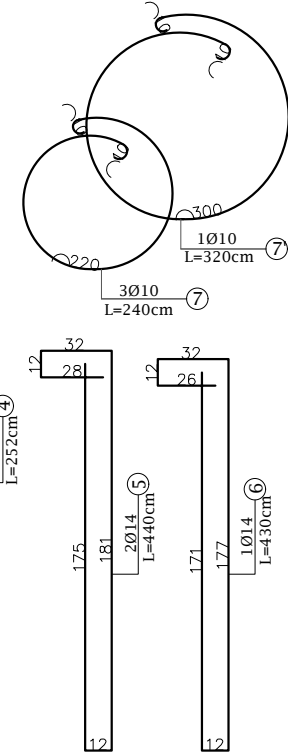
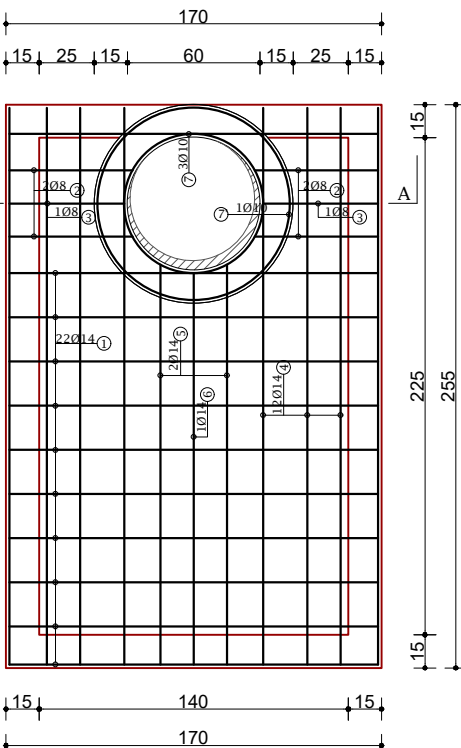
STRUCTURE PLAN SC. 1:25
 PLANI I STRUKTURES SH. 1:25



SECTION A-A SC. 1:25
 PRERJA A-A SH. 1:25



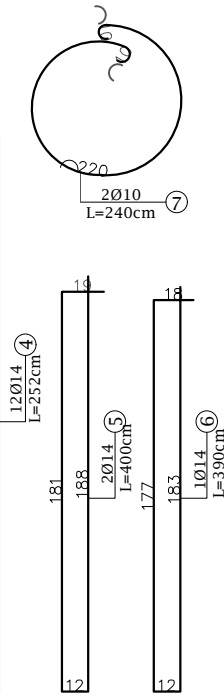
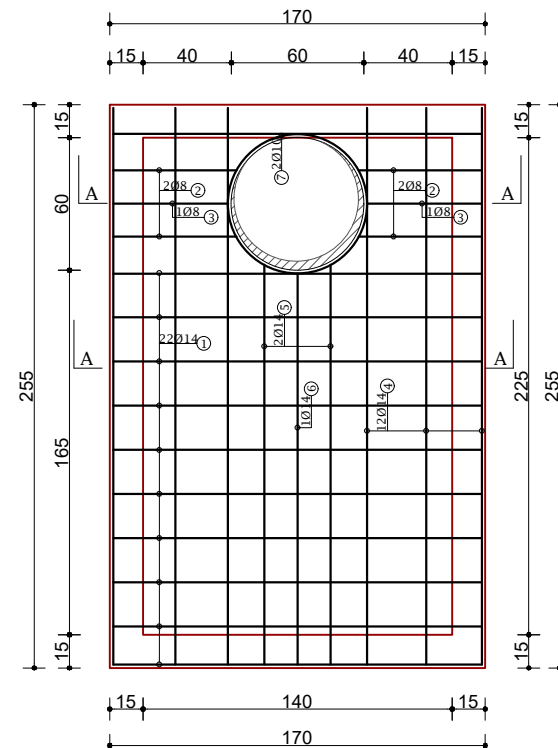
SLAB REINFORCEMENT SC. 1:25
 ARMIMI I SOLETES SH. 1:25



R/C WATER METER CHAMBER / PUSETA (140x225), in road											
No.	Ø mm	L cm	Pieces pc	ΣL ml	Summary Steel Table						
					Ø mm	ΣL ml	U. Weight kg/m	Total Weight kg			
1	14	167	22	36.7	8	196.95	0.3950	77.8			
2	8	190	4	7.6	10	10.4	0.617	6.4			
3	8	180	2	3.60	14	80.08	1.21	96.9			
4	14	252	12	30.2							
5	14	440	2	8.8							
6	14	430	1	4.30							
7	10	240	3	7.20							
7'	10	320	1	3.20							
8	8	190	38	72.2							
9	8	175	16	28.0							
10	8	260	16	41.60							
11	8	165	13	21.45							
12	8	250	9	22.50							
Steel 420S / Hekur S420								Kg	181.1		
Concrete C20/25 / Beton C20/25								m³	2.75		

Technical Notes:
 Structural elements are calculated and designed with following characteristics:
Foundations, Walls, Beams, Slabs:
 - Concrete C-20/25 ($f_{ck}=20000\text{kN/m}^2$) with safety factor $\gamma_c=1.5$
 - Reinforcement FeB 44k ($f_{ys}=440\text{N/mm}^2$) with safety factor $\gamma_s=1.15$

SLAB REINFORCEMENT SC. 1:25
 ARMIMI I SOLETES SH. 1:25



R/C WATER METER CHAMBER / PUSETA (140x225), off road											
No.	Ø mm	L cm	Pieces pc	ΣL ml	Summary Steel Table						
					Ø mm	ΣL ml	U. Weight kg/m	Total Weight kg			
1	14	167	22	36.7	8	194.55	0.395	76.8			
2	8	150	4	6.0	10	4.8	0.617	3.0			
3	8	140	2	2.80	14	78.88	1.21	95.4			
4	14	252	12	30.2							
5	14	400	2	8.0							
6	14	390	1	3.90							
7	10	240	2	4.80							
8	8	190	38	72.20							
9	8	175	16	28.0							
10	8	260	16	41.60							
11	8	165	13	21.45							
12	8	250	9	22.50							
Steel 420S / Hekur S420								Kg	175.3		
Concrete C20/25 / Beton C20/25								m³	2.64		

Investitor :
 BASHKIA SHKODËR
 Projekt Zbatimi Furnizimi me uje i Fshatrave Bardhaj Bleran me
 pusete shpimi ne Njesine Administrative Bardhaj, Bashkia Shkoder

Puseta SHPERNDARJE

Armimi i Pusetes

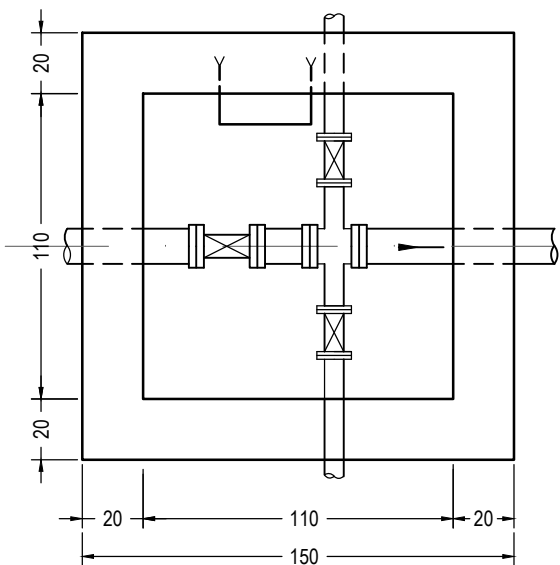
Rishikuar	Date	Pergatiti	Kontrolltoi
		Emri... Firma...	Emri... Firma...
		Ing. B. Dedja	
		Ing. E. Teodhori	
		Ing. B. Kallqi	
		Ing. M. Ramlika	
		Ing. D. Troci	

Firma Konsulentit: **PROJEKTI**
DEPZBI-E

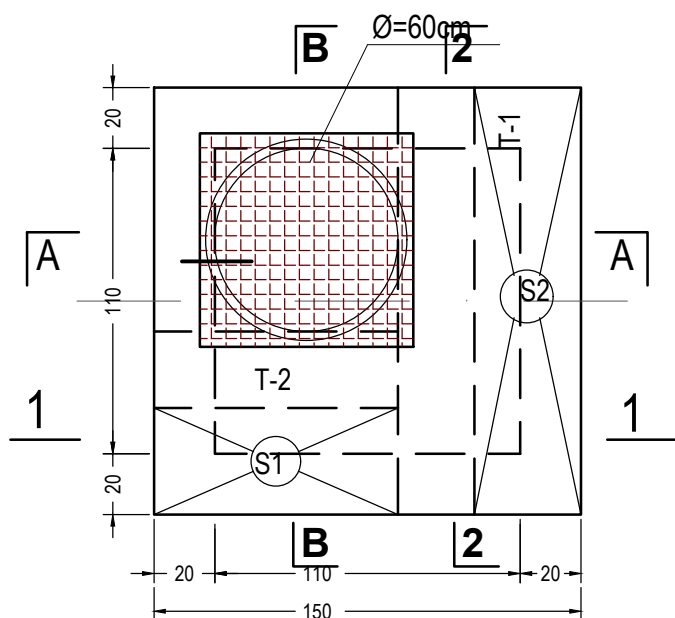
Kodi i vizatimit: Shkalla: Formati: A3

PUSETE KONTROLI TIP (1.5x1.5)

PLANIMETRI E PUSETES



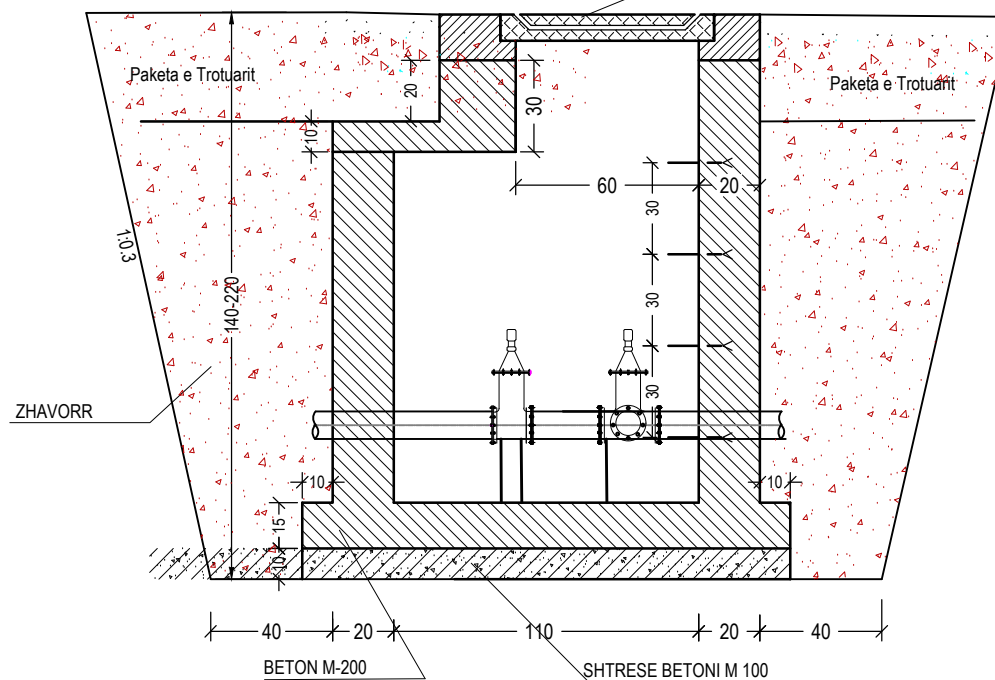
MBULIMI I PUSETES



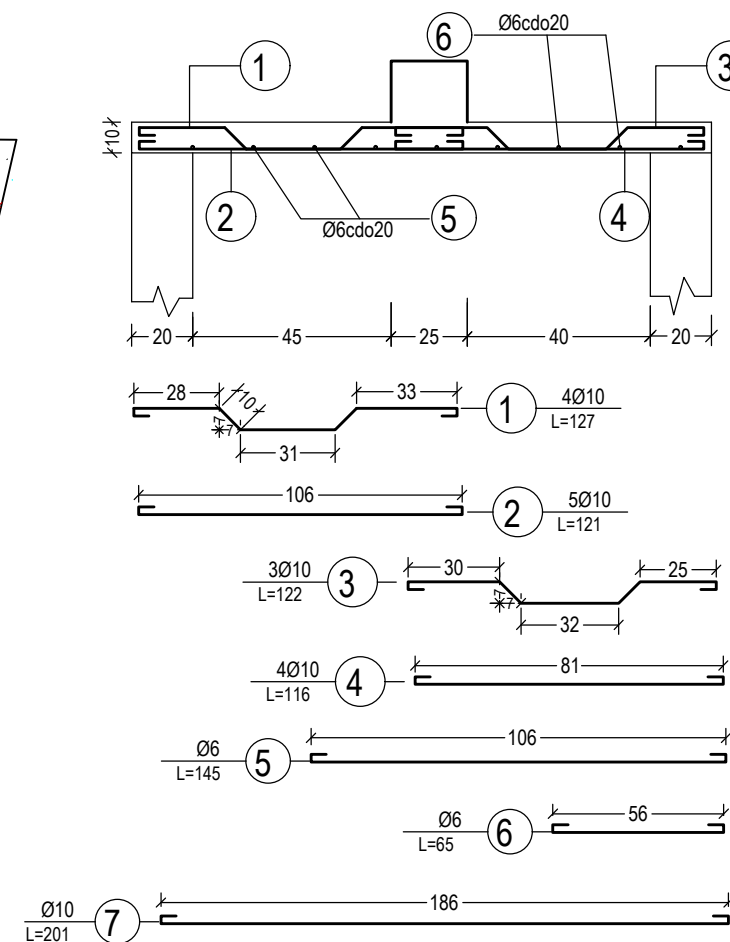
SHK 1:25

PRERJA A - A

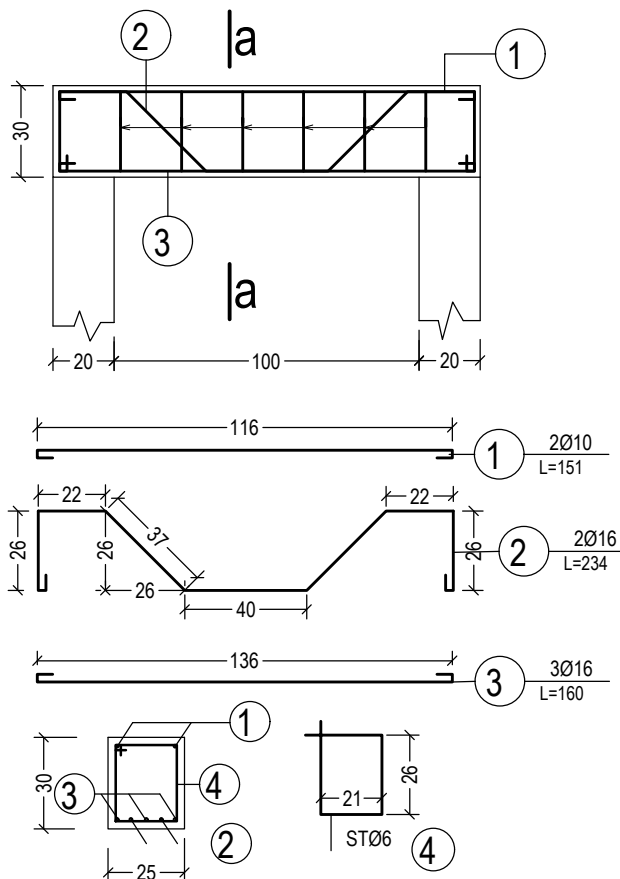
Ø=60cm



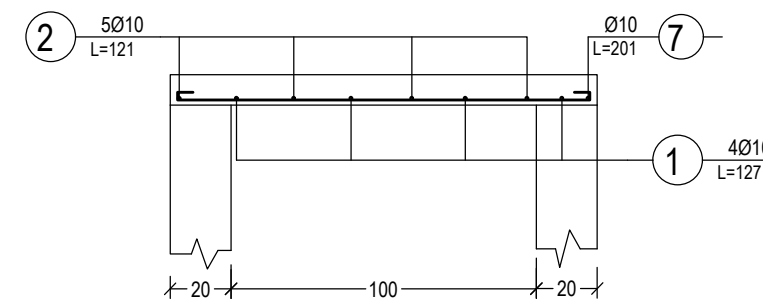
PRERJA.1-1



TRAU "T-1"



PRERJA 2-2




Investitor :
BASHKIA SHKODËR
Projekt Zbatimi Furnizimi me uje i Fshatrave Bardhaj, Bleran me
puse shpimi ne Njesine Administrative Bardhaj, Bashkia Shkoder

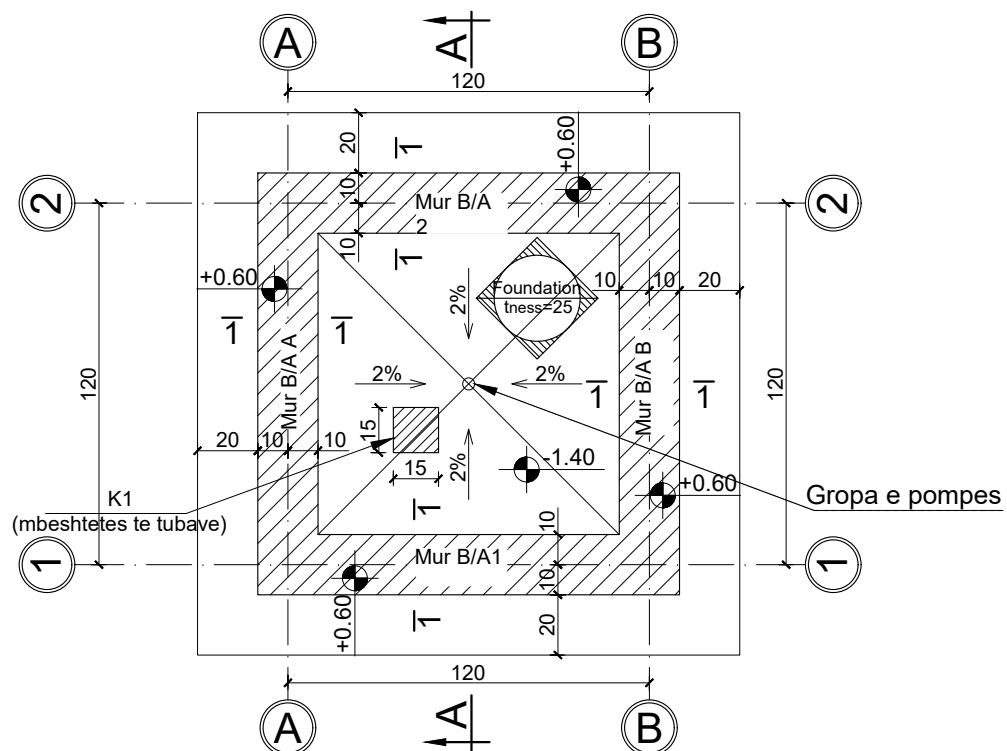
Puseta e komandimit Tip

Detaj Pusete

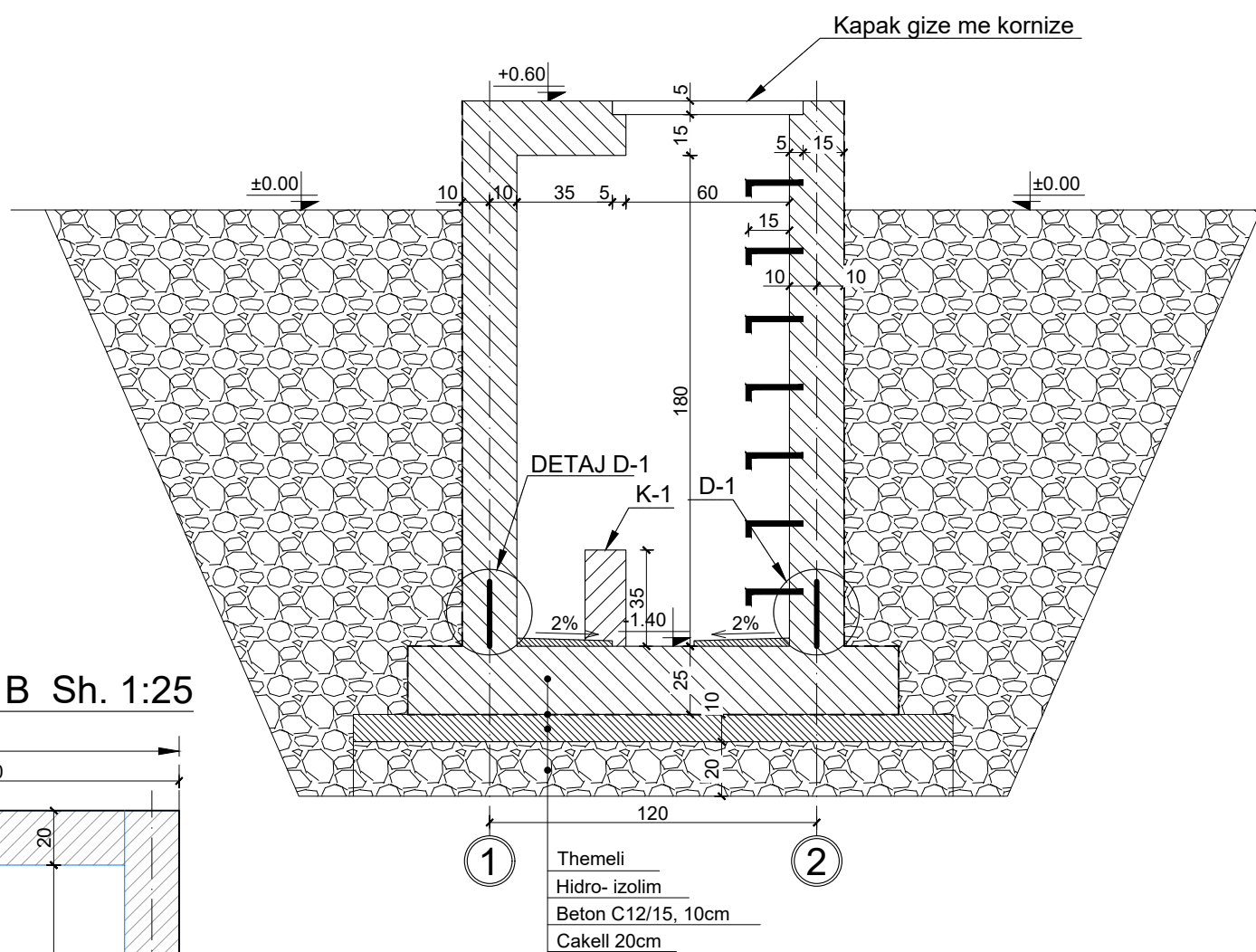
Rishikuar	Date	Pergatiti	Kontrolloi
		Emri... Firma... Ing. B. Dedja	Emri... Firma...
		Ing. E. Teodhori	
		Ing. B. Kaliqi	
		Ing. M. Ramlika	
		Ing. D. Troci	
Firma			Miratoi
Konsulent			
Kodi i vizatimit	Shkalla	Formati	A 3
2	1:100		



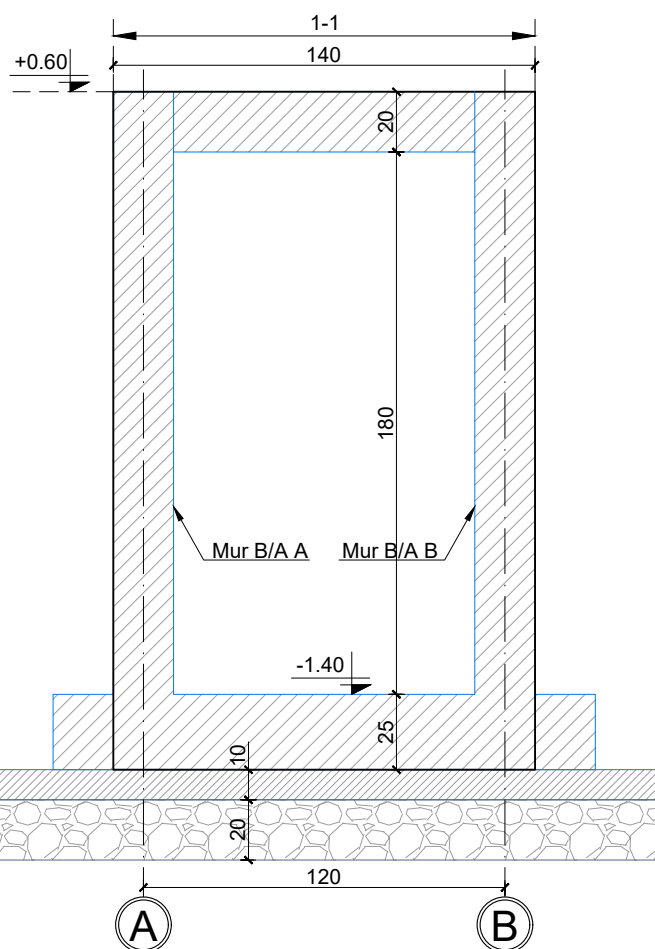
PLANI I THEMELEVE -1.40, Sh. 1:25



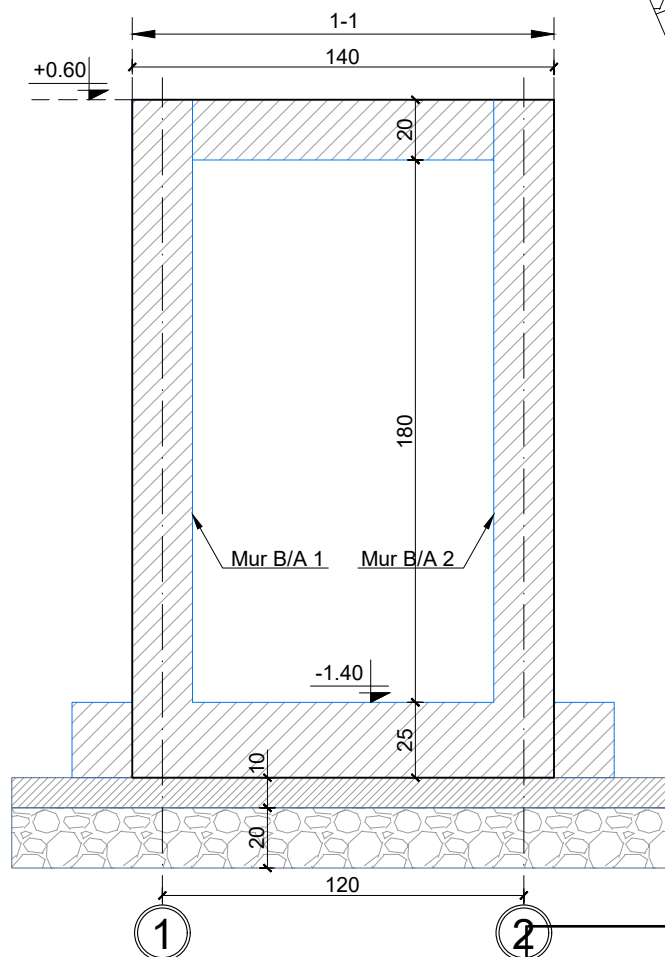
PRERJA A-A, Sh. 1:25



Mur B/A 1 & 2 Sh. 1:25



Mur B/A A & B Sh. 1:25



DETAJ D-1
Armimi per mbrojtjen waterstop, Sh.1:25

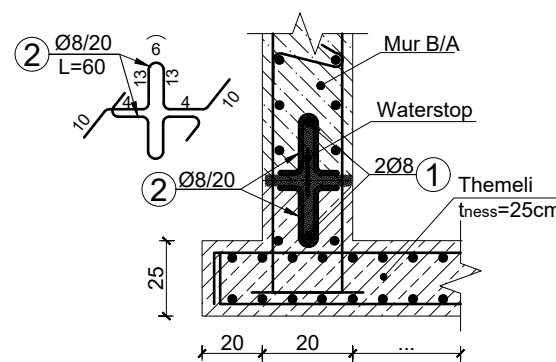


TABELA E SPECIFIKIMIT TE ARMATURES

Lloji	Sasia	Poz. Element	d	l (cm)	cope	L (m)	Pesha/nj	Pesha /	TOTALI/
D-1	1	1	8	1200	1	12.00	0.395	4.74	4.74
		2	8	60	48	28.80	0.395	11.36	11.36
									16.10

Investitor : Shoqëria Rajonale Ujësjellës Kanalizime Shkoder Sh.a

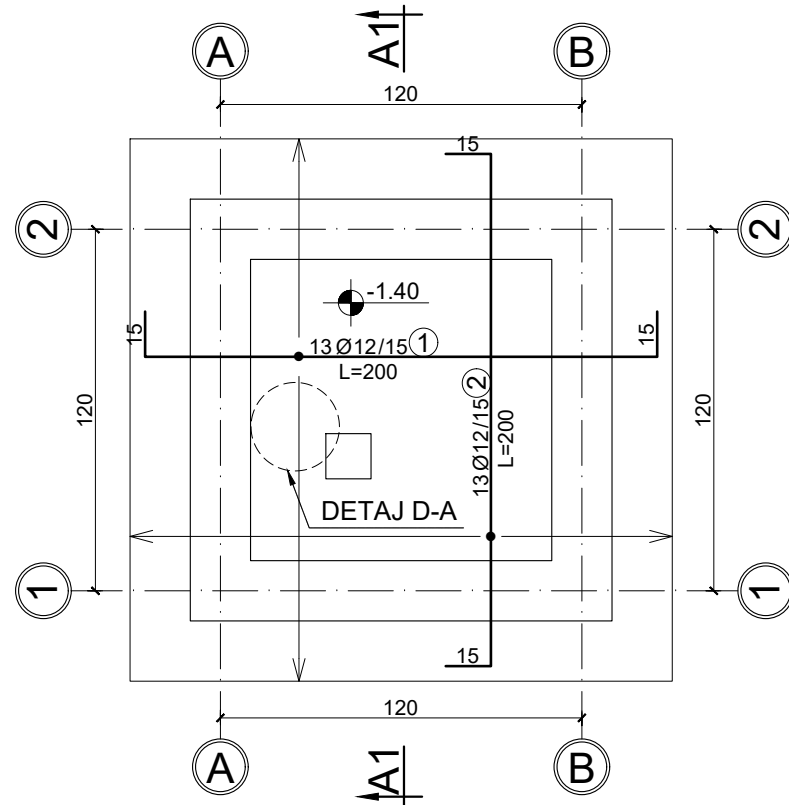
Projekt Zbatimi: Ndërtimi i Ujësjellësit Bardhaj dhe Bledan Bashkia Shkoder

PUSETA E AJRIMIT

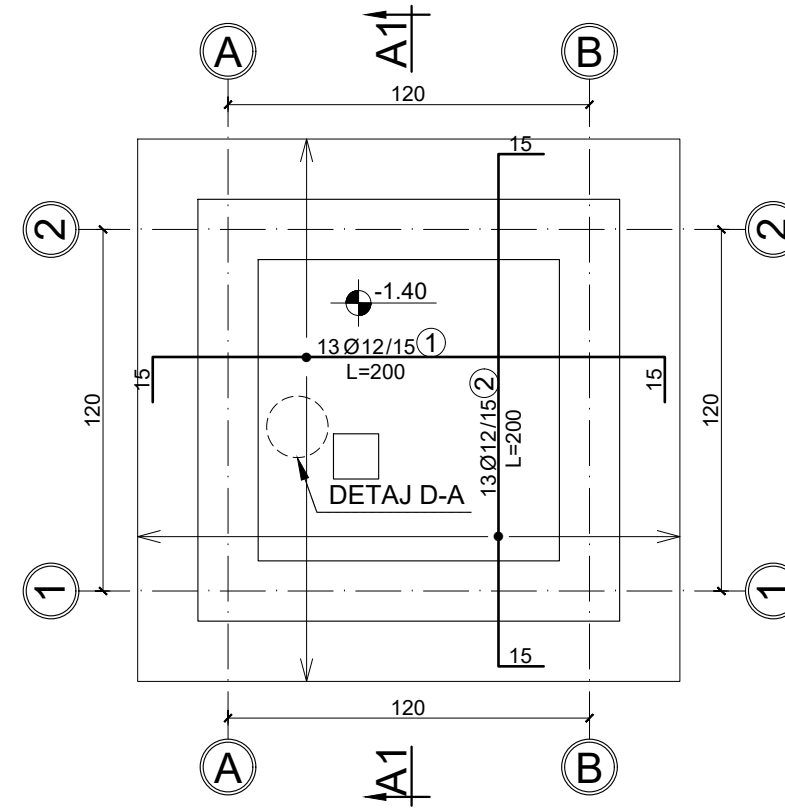
Plani i themeleve, kuota -1.40

Rishikuar	Date	Pergatiti	Kontrolloi
		Emri... Firma...	Emri... Firma...
		Ing. B. Dedja	
		Ing. E. Teodhori	
		Ing. B. Kaliqi	
		Ing. M. Ramlika	
		Ing. D. Troci	
Firma			
Konsulent			Miratoi
Kodi i vizatimit		Shkalla	Formati
DE-2			A 3
			1

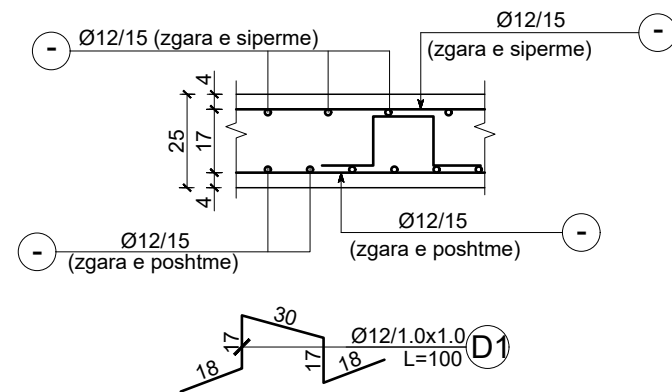
**ARMIMI I PLLAKES SE THEMELIT
(ZGARA E POSHTME) KUOTA: -1.40 ,Sh. 1:2**



**ARMIMI I PLLAKES SE THEMELIT
(ZGARA E SIPERME) KUOTA: -1.40 ,Sh. 1:25**



DETAJ D-A, Sh. 1:25



PRERJA A1-A1, Sh. 1:25

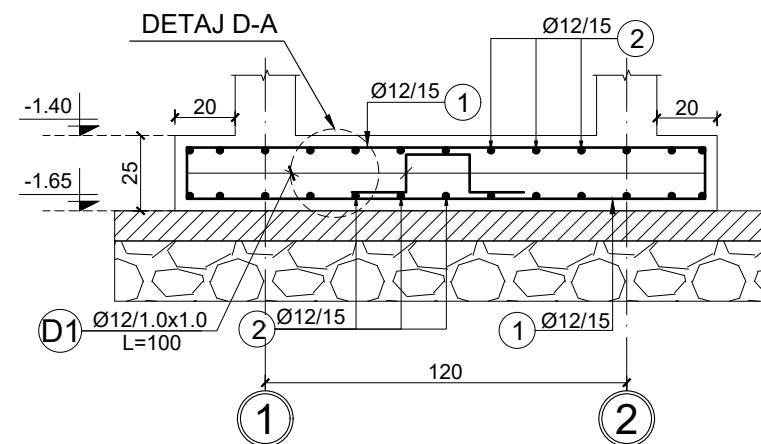


TABELA E SPECIFIKIMIT TE ARMATURES


Lloji	Sasia	Poz. Element	d	l (cm)	cope	L (m)	Pesha/nj	Pesha /	TOTALI/
Pllaka e themelit / (zgara e poshtme)	1	1	12	200	13	26.0	0.888	23.08	23.08
		2	12	200	13	26.0	0.888	23.08	23.08
		D1	12	100	4	4.0	0.888	3.55	3.55
								49.72	
(zgara e sipërme)	1	1	12	200	13	26.0	0.888	23.08	23.08
		2	12	200	13	26.0	0.888	23.08	23.08
								46.17	

Investitor : Shoqëria Rajonale Ujësjellës Kanalizime
Shkoder Sh.a
Projekt Zbatimi: Ndërtimi i Ujësjellësit Bardhaj dhe Bledan
Bashkia Shkoder

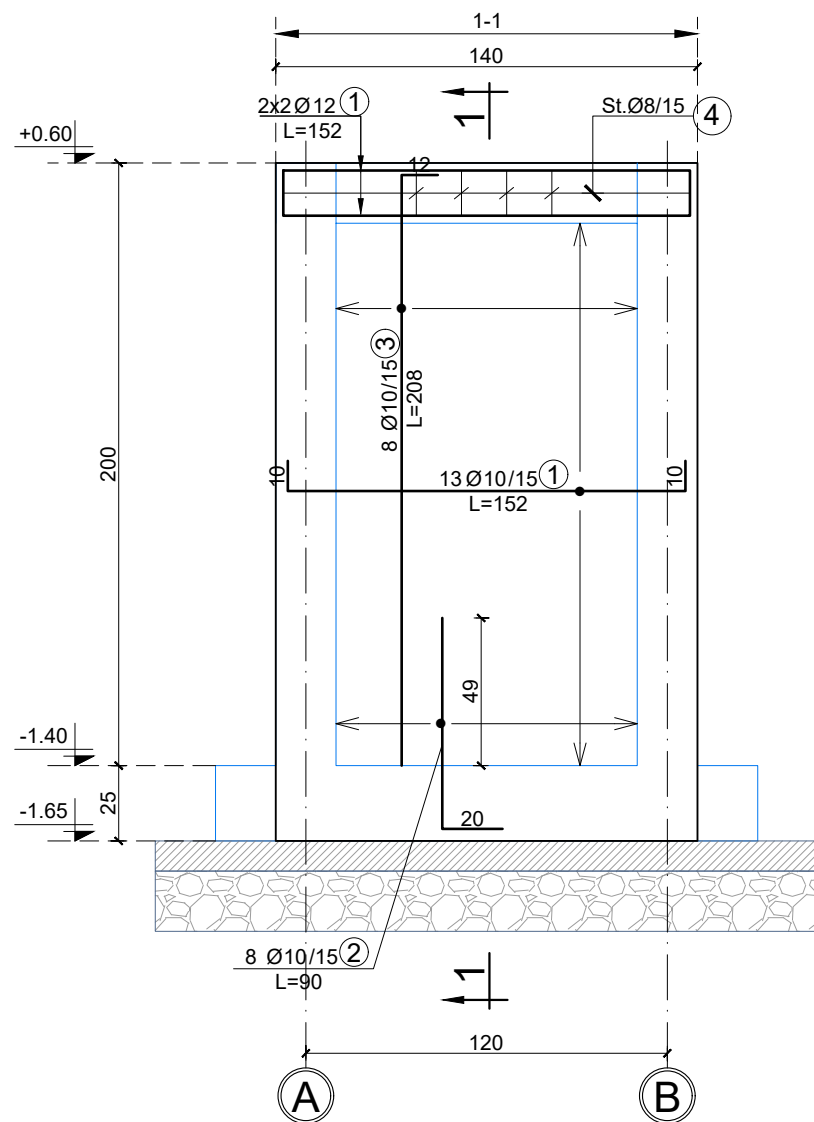
PUSETA E AJRIMIT

Armimi i pllakes se themeilit

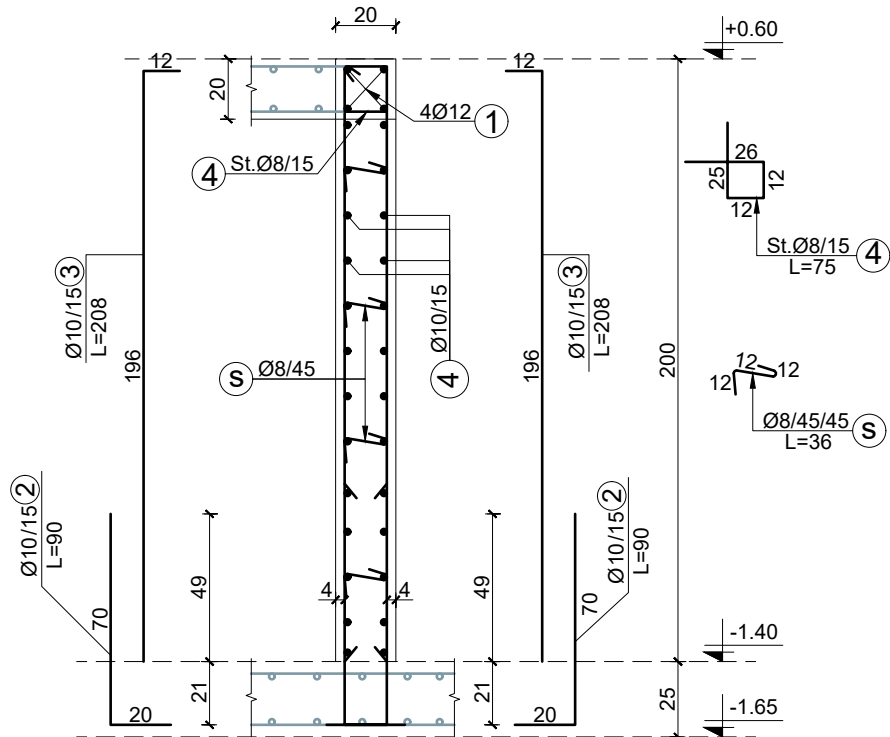
Rishikuar	Date	Pergatiti	Kontrolloi
		Emri... Firma...	Emri... Firma...
		Ing. B. Dedja	
		Ing. E. Teodhori	
		Ing. B. Kaliqi	
		Ing. M. Ramlika	
		Ing. D. Troci	
Firma			Miratoi
Konsulent			
Kodi i vizatimit	DE-3	Shkalla	Formati A 3
			1



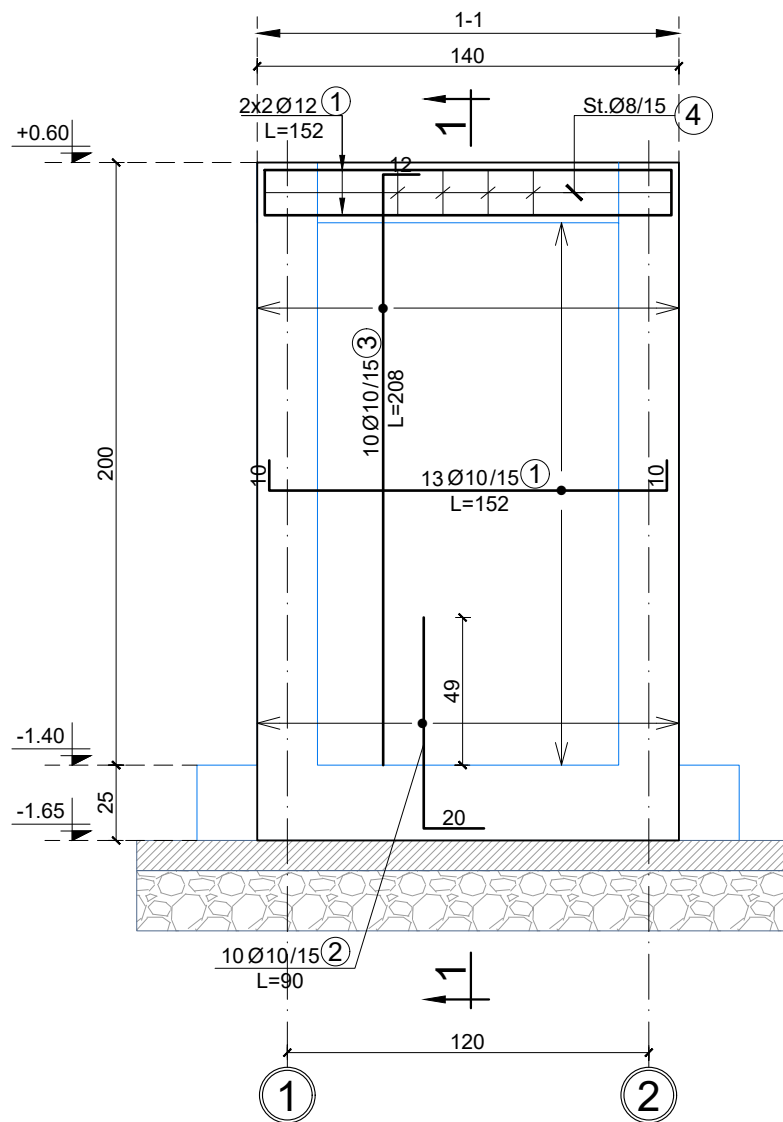
Mur B/A 1 & 2 Sh. 1:25



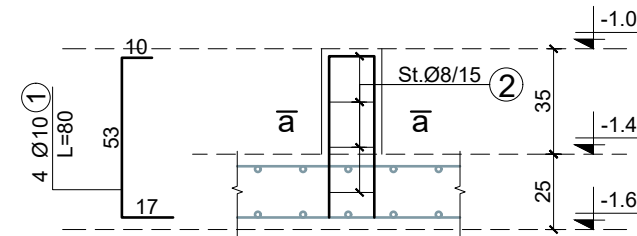
Prerja 1-1, Sh. 1:25



Mur B/A A & B Sh. 1:25



K1 - Sh. 1:25



Prerja 1-1, Sh. 1:25

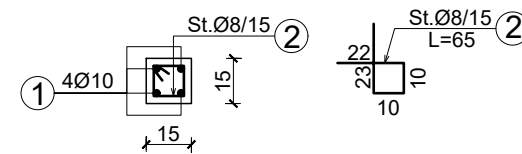



TABELA E SPECIFIKIMIT TE ARMATURES									
Lloji	Sasia	Poz. Element	d	l (cm)	cope	L (m)	Pesha/nj	Pesha /	TOTALI/
Mur B/A 1 & 2	2	1	10	152	17	25.84	0.617	15.93	31.86
		2	10	90	8	7.20	0.617	4.44	8.88
		3	10	208	8	16.64	0.617	10.26	20.52
		4	8	75	8	6.00	0.395	2.37	4.74
		s	8	36	13	4.68	0.395	1.85	3.69
									69.69
Mur B/A A & B	2	1	10	152	17	25.84	0.617	15.93	31.86
		2	10	90	10	9.00	0.617	5.55	11.10
		3	10	208	10	20.80	0.617	12.82	25.65
		4	8	75	8	6.00	0.395	2.37	4.74
		s	8	36	13	4.68	0.395	1.85	3.69
									77.04
K1	1	1	10	80	4	3.20	0.617	1.97	3.95
		2	8	65	4	2.60	0.395	1.03	2.05
									6.00

Investitor : Shoqëria Rajonale Ujësjellës Kanalizime Shkoder Sh.a
 Projekt Zbatimi: Ndërtimi i Ujësjellësit Bardhaj dhe Bledan Bashkia Shkoder

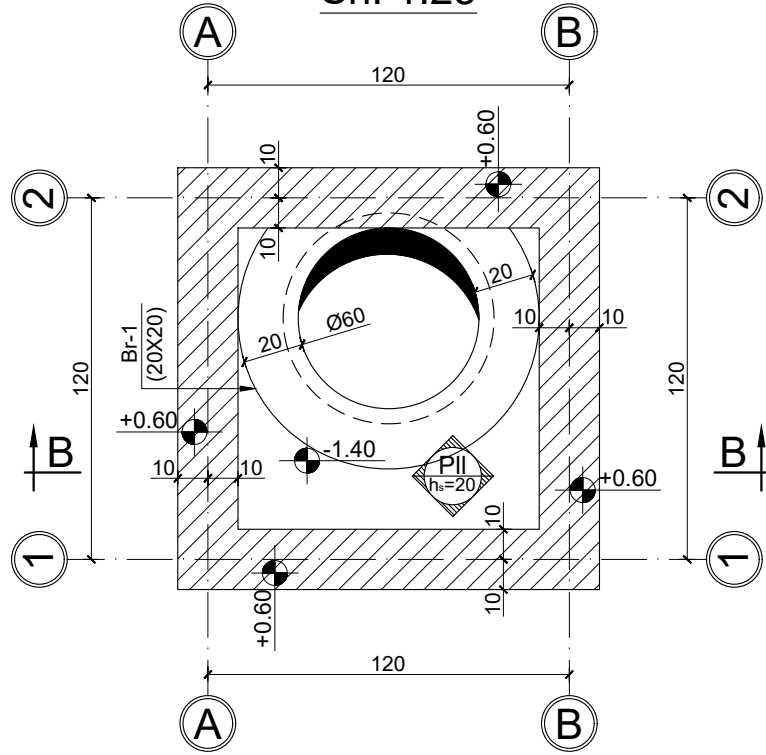
PUSETA E AJRIMIT

Armimi i mureve - puseta e ajrimit

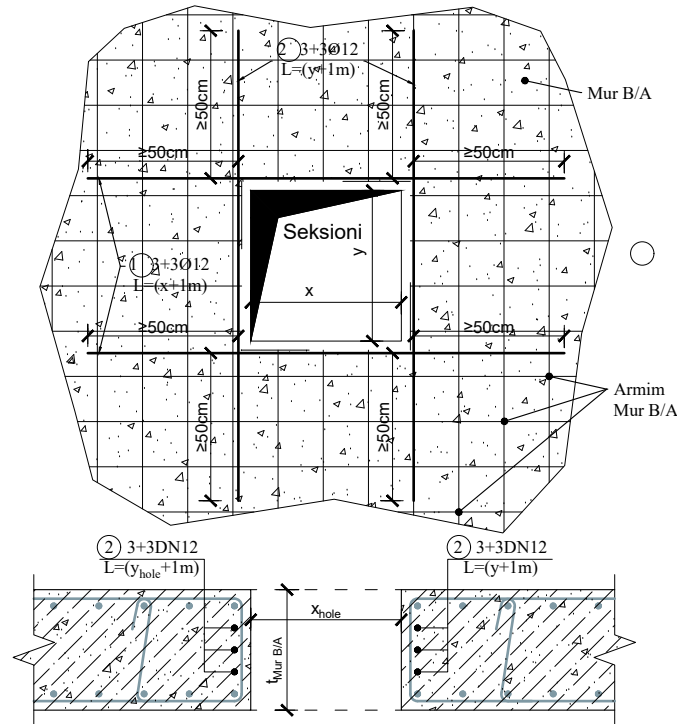
Rishikuar	Date	Pergatiti	Kontrolloi
		Emri... Firma...	Emri... Firma...
		Ing. B. Dedja	
		Ing. E. Teodhori	
		Ing. B. Kaliqi	
		Ing. M. Ramlika	
		Ing. D. Troci	
Firma			
Konsulent			Miratoi
Kodi i vizatimit		Shkalla	Formati A 3
DE-4			1



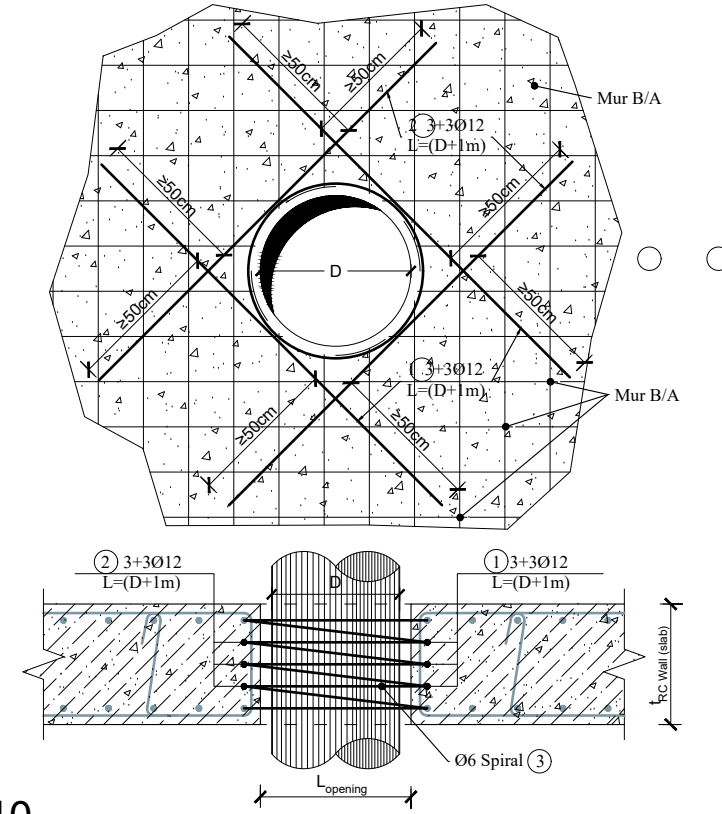
PLANI I STRUKTURAVE NIVELI +0.60,
Sh. 1:25



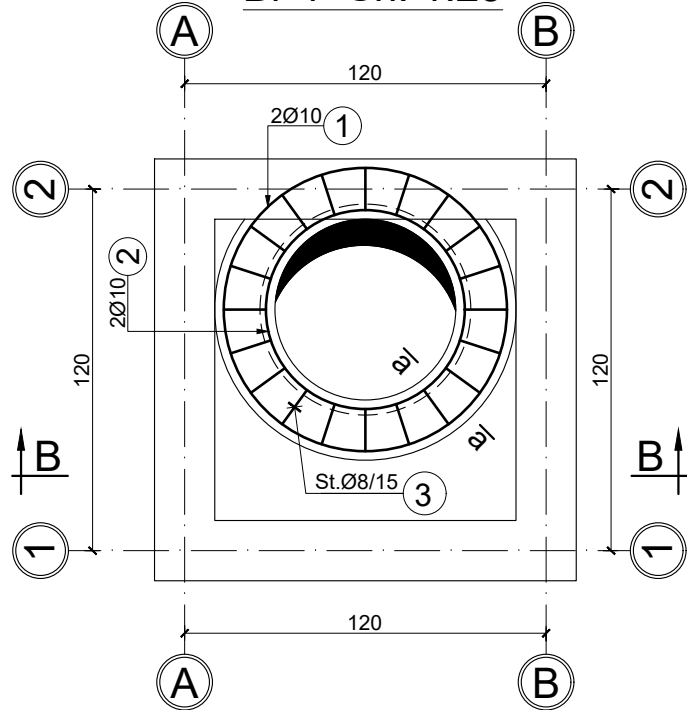
PROFIL TIP TIP
(SEKSION DREJTKENDOR), Sh. 1:25



PROFIL TIP
(SEKSION RRETHOR), Sh. 1:25



Br-1 Sh. 1:25



Prerja a-a Sh. 1:10

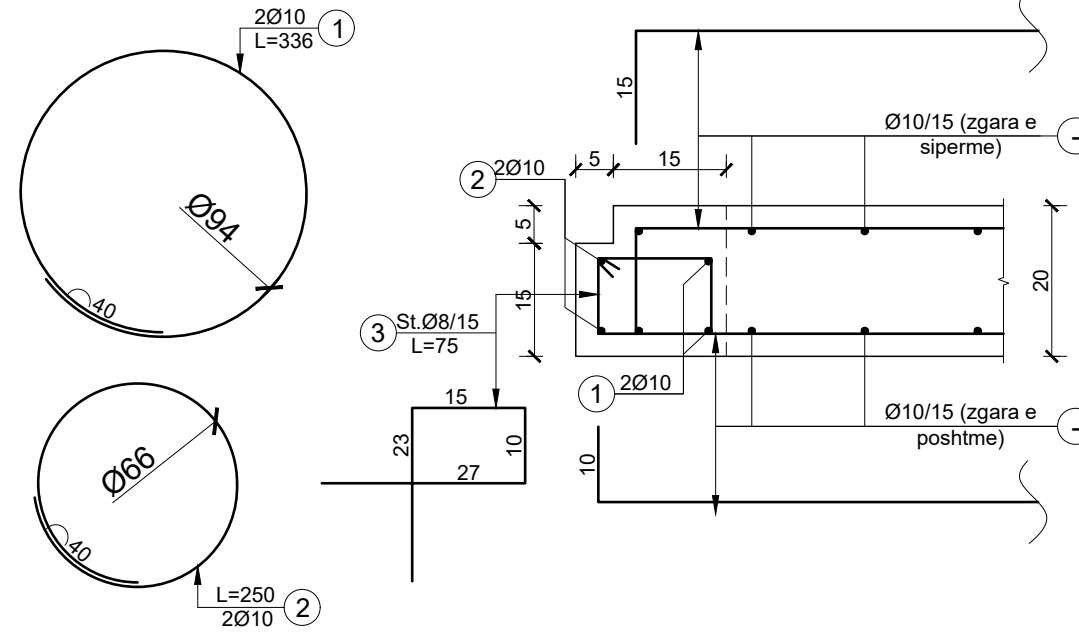


TABELA E SPECIFIKIMIT TE ARMATURES

Lloji	Sasia	Poz. Element	d	l (cm)	cope	L (m)	Pesha/nj	Pesha /	TOTALI/
Br-1	1	1	10	336	2	6.72	0.617	4.14	4.14
		2	10	250	2	5.00	0.617	3.08	3.08
		3	8	75	20	15.00	0.395	5.92	5.92
									13.14

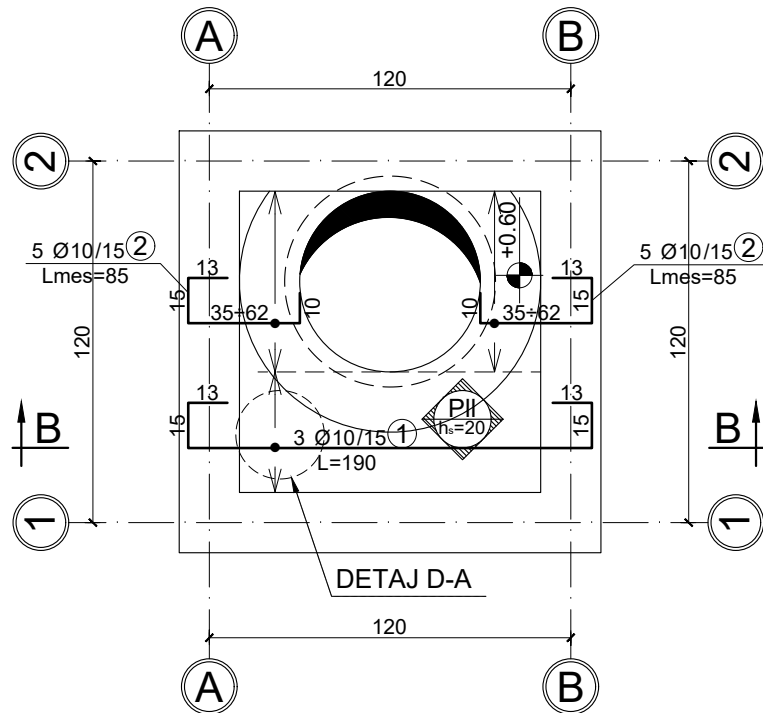
Investitor : Shoqëria Rajonale Ujësjellës Kanalizime
Shkoder Sh.a
Projekt Zbatimi: Ndërtimi i Ujësjellësit Bardhaj dhe Bledan
Bashkia Shkoder

PUSETA E AJRIMIT

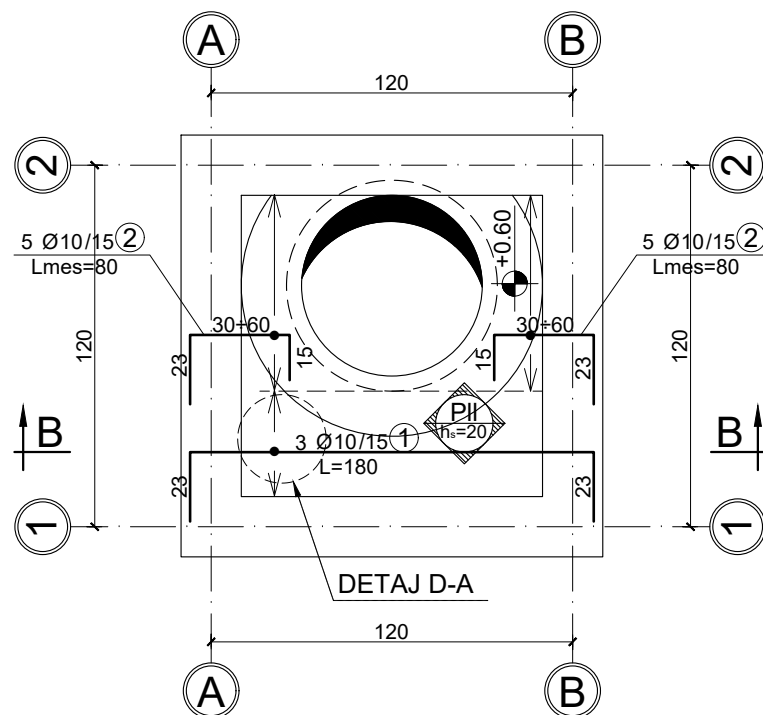
Plani i strukturave- kuota +0.60m

Rishikuar	Date	Pergatiti	Kontrolloi
		Emri... Firma...	Emri... Firma...
		Ing. B. Dedja	
		Ing. E. Teodhori	
		Ing. B. Kaliqi	
		Ing. M. Ramlika	
		Ing. D. Troci	
Firma			
Konsulent			Miratoi
Kodi i vizatimit	Shkalla	Formati	A 3
DE-5			1

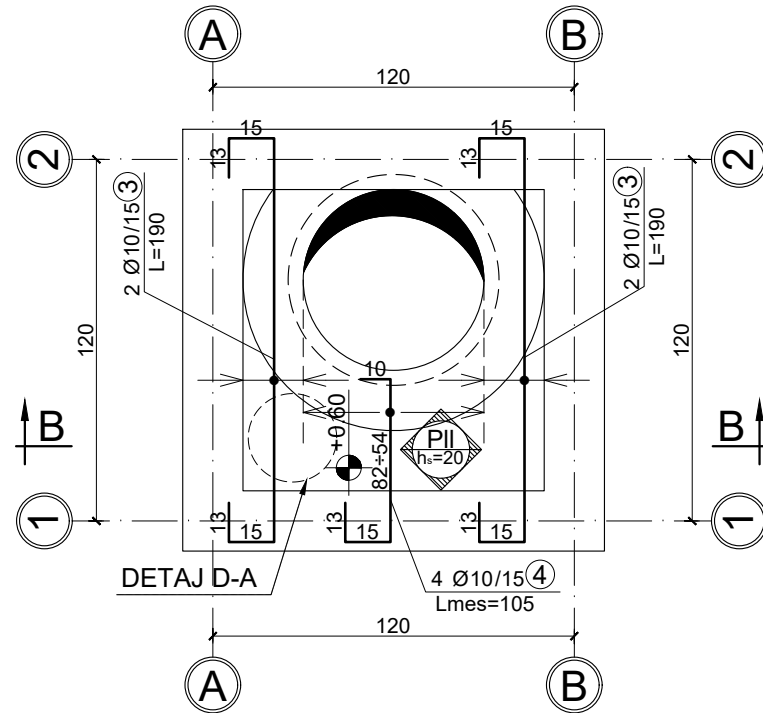
Soleta ne kuoten +0.60
(zgara e poshtme, drejtimi 1), Sh. 1:25



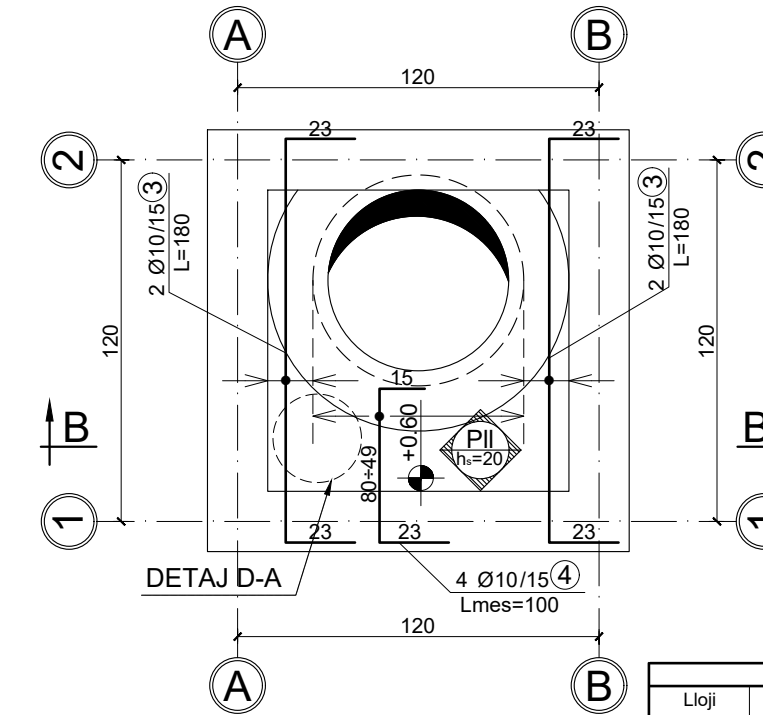
Soleta ne kuoten +0.60
(zgara e sipërme, drejtimi 1), Sh. 1:25



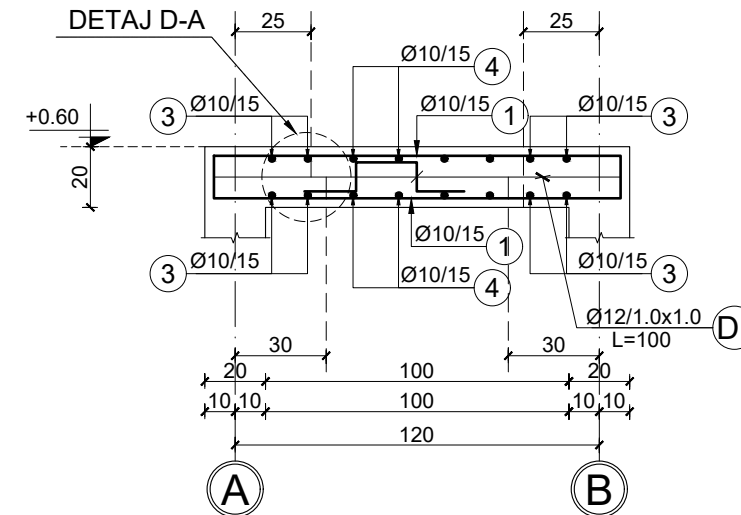
Soleta ne kuoten +0.60
(zgara e poshtme, drejtimi 2), Sh. 1:25



Soleta ne kuoten +0.60
(zgara e sipërme, drejtimi 2), Sh. 1:25



Prerja B-B Sh. 1:25



DETAJ D-A Sh. 1:25

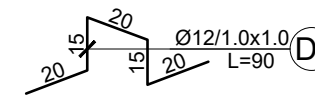
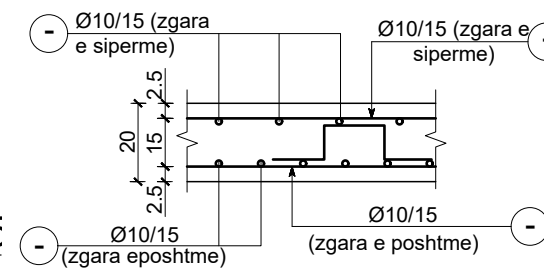


TABELA E SPECIFIKIMIT TE ARMATURES


Lloji	Sasia	Poz. Element	d	l (cm)	cope	L (m)	Pesha/nj	Pesha /	TOTALI/
Kuota +0.60 (zg. e poshtme)	1	1	10	190	3	5.70	0.617	3.51	3.51
		2	10	*85	10	8.50	0.617	5.24	5.24
		3	10	190	4	7.60	0.617	4.69	4.69
		4	10	*105	4	4.20	0.617	2.59	2.59
		D1	12	100	3	3.00	0.888	2.66	2.66
(*) - gjatesi mesatare									18.69
Kuota +0.60 (zg. e sipërme)	1	1	10	180	3	5.40	0.617	3.33	3.33
		2	10	*80	10	8.00	0.617	4.93	4.93
		3	10	180	4	7.20	0.617	4.44	4.44
		4	10	*100	4	4.00	0.617	2.47	2.47
(*) - gjatesi mesatare									15.17

Investitor : Shoqëria Rajonale Ujësjellës Kanalizime Shkoder Sh.a
Projekt Zbatimi: Ndërtimi i Ujësjellësit Bardhaj dhe Bledan Bashkia Shkoder

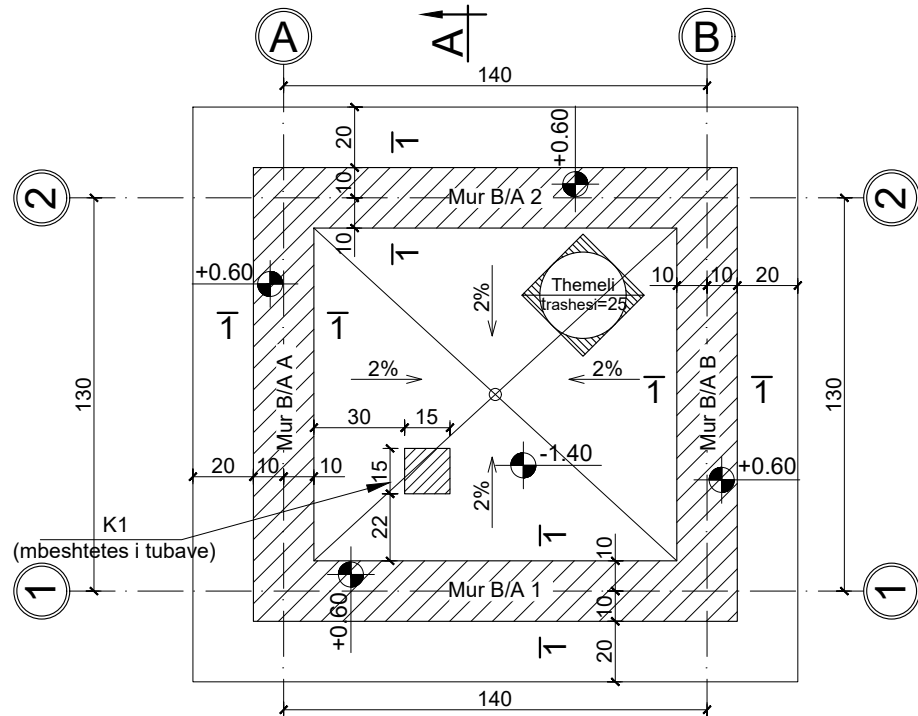
PUSETA E AJRIMIT

Armimi i soletes, kuota -1.40

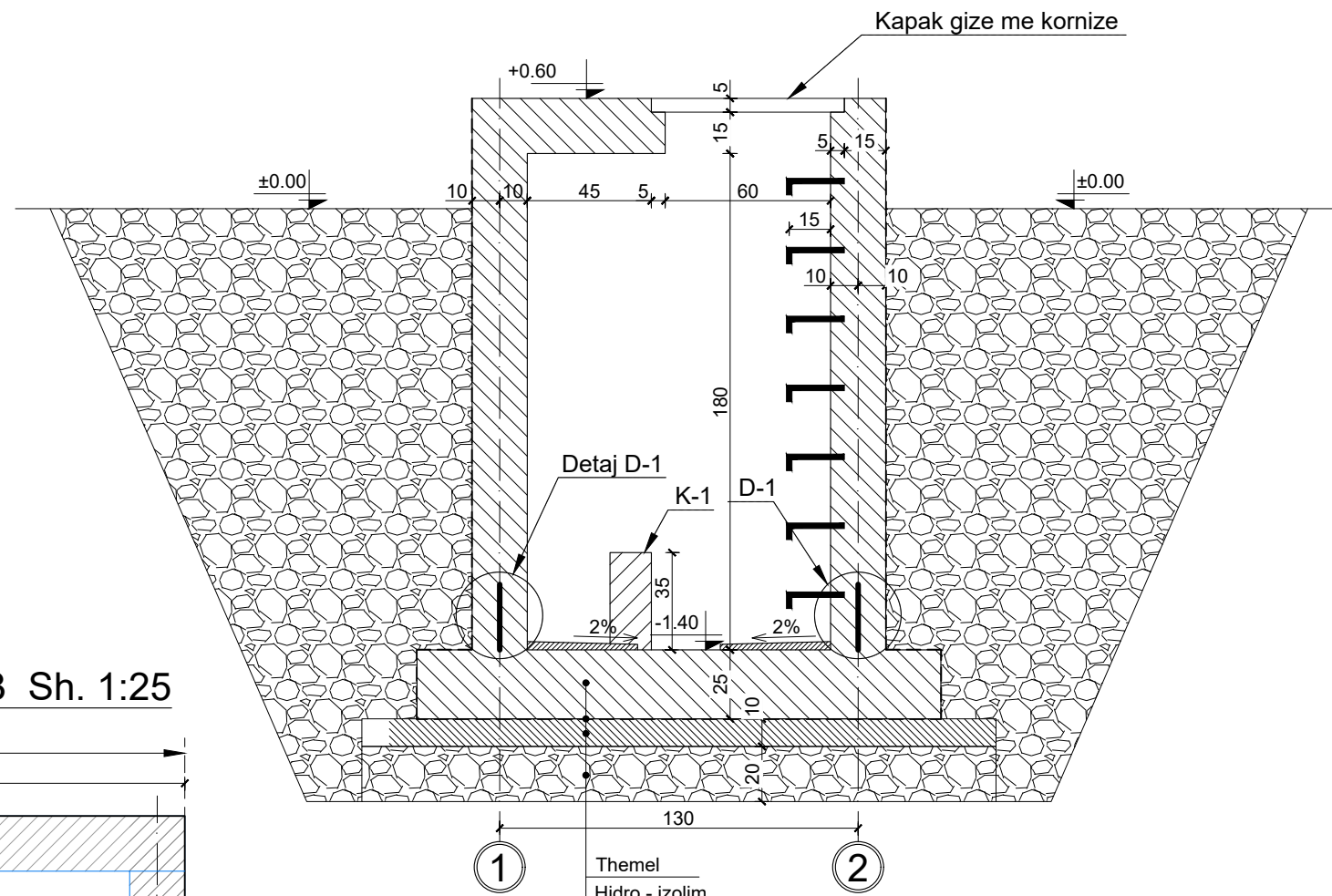
Rishikuar	Date	Pergatiti	Kontrolloi
		Emri... Firma...	Emri... Firma...
		Ing. B. Dedja	
		Ing. E. Teodhori	
		Ing. B. Kaliqi	
		Ing. M. Ramlika	
		Ing. D. Troci	
Konsulent:			Miratoi
Kodi i vizatimit		Shkalla	Formati
DE-6		1:2000	A 3
			1



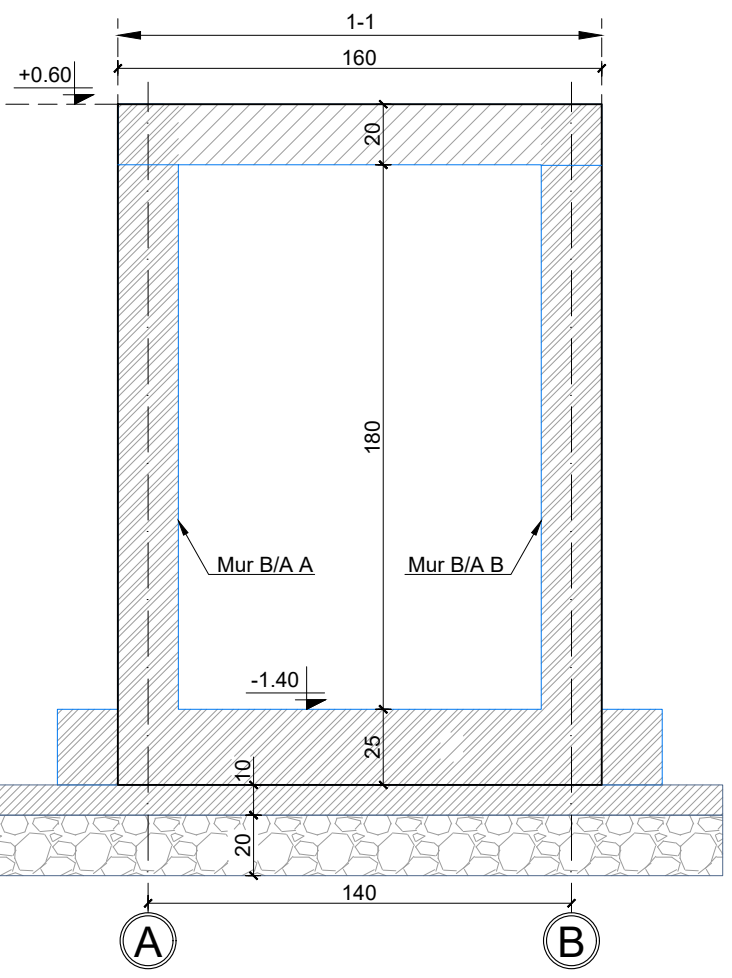
PLANI I THEMELEVE, KUOTA -1.40, Sh. 1:25



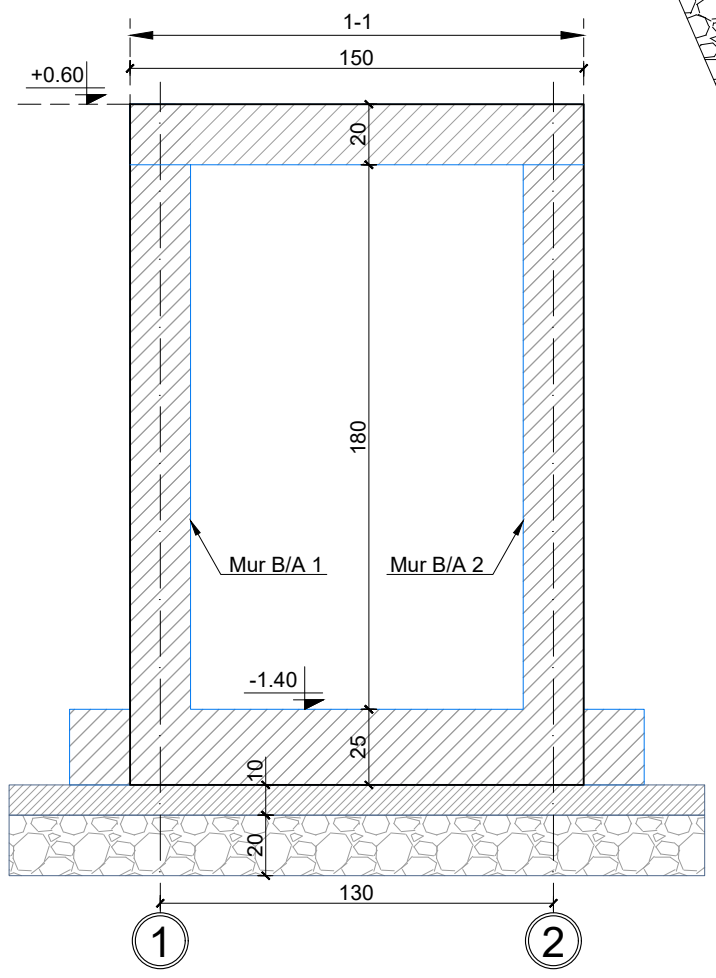
PRERJA A-A, Sh. 1:25



Mur B/A 1 & 2 Sh. 1:25



Mur B/A A & B Sh. 1:25



Themel
Hidro - izolim
Beton C12/15, 10cm
Cakell 20cm

DETAJ D-1
Armimi i waterstop, Sc.1:25

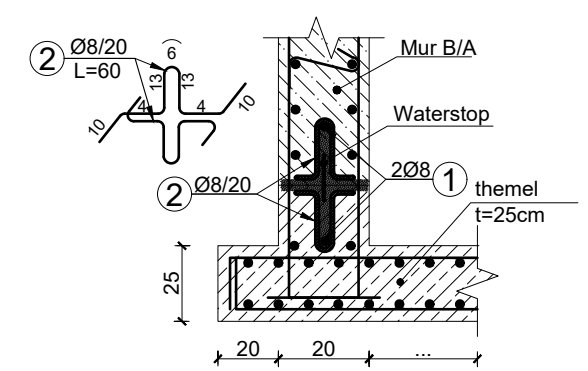


TABELA E SPECIFIKIMIT TE ARMATURES									
Lloji	Sasia	Poz.	d	l (cm)	cope	L (m)	Pesha/nj	Pesha /	TOTALI/
D-1	1	1	8	1200	1	12.00	0.395	4.74	4.74
		2	8	60	54	32.40	0.395	12.78	12.78
									17.52

Investitor : Shoqëria Rajonale Ujësjellës Kanalizime Shkoder Sh.a
Projekt Zbatimi: Ndërtimi i Ujësjellësit Bardhaj dhe Bledan Bashkia Shkoder

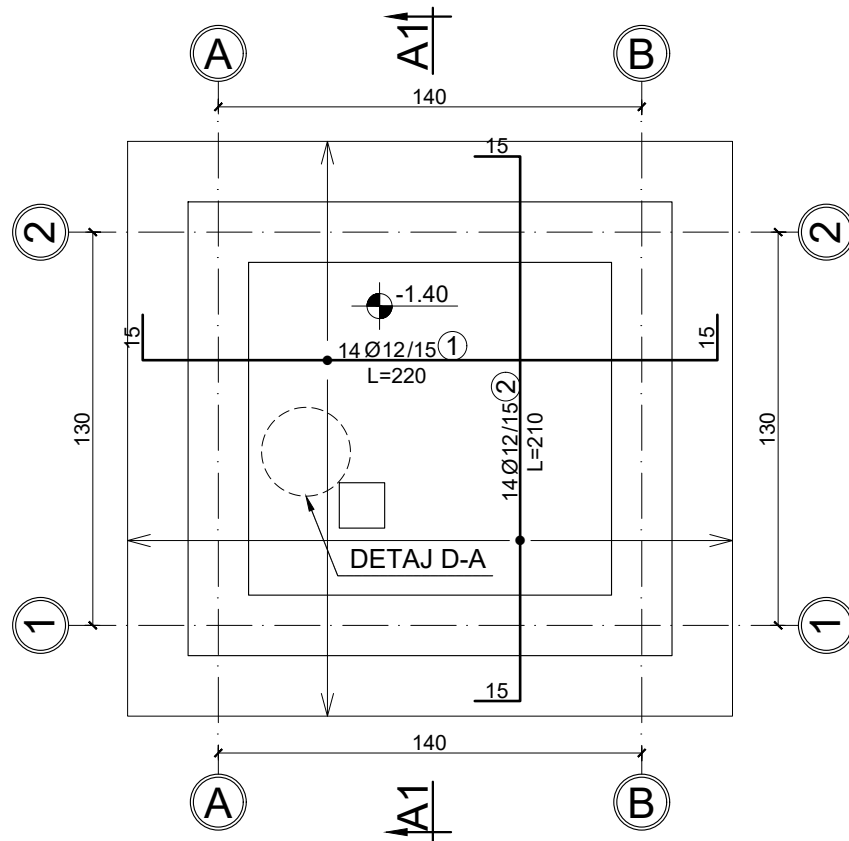
PUSETA E SHKARKIMIT

Planet e themeleve dhe pamjet e mureve

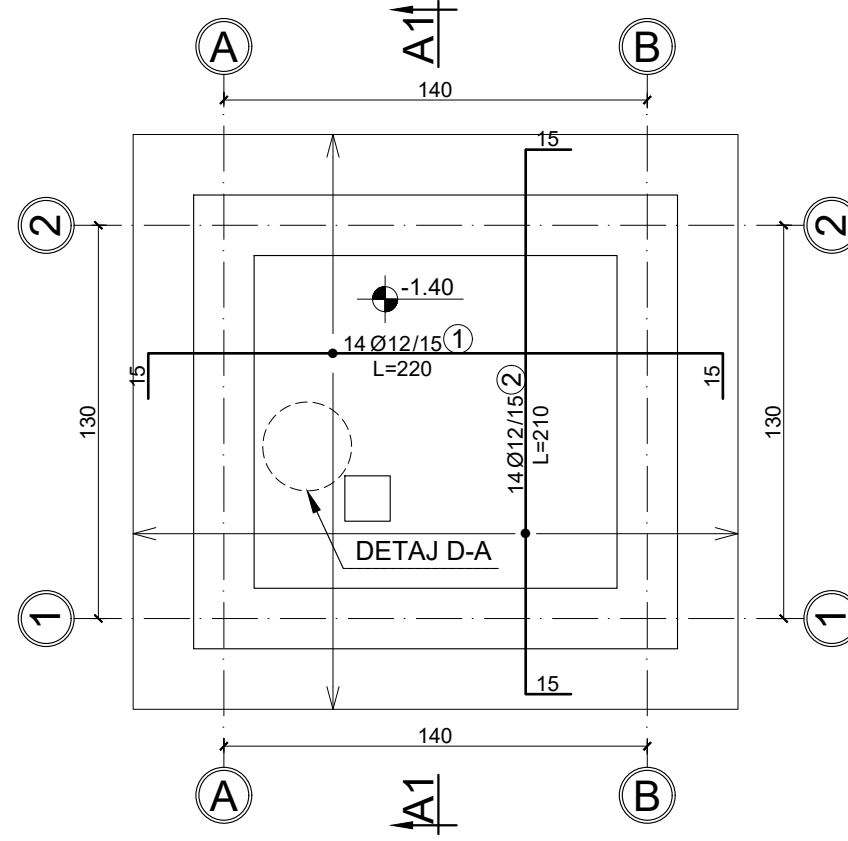
Rishikuar	Data	Pergatiti	Kontrolloi
		Emri... Firma...	Emri... Firma...
		Ing. B. Dedja	
		Ing. E. Teodhori	
		Ing. B. Kaliqi	
		Ing. M. Ramluka	
		Ing. D. Troci	
Fila			
Konsulent			Miratoi
Kodi i vizatimit		Shkalla	Formati A 3
DE-37			1



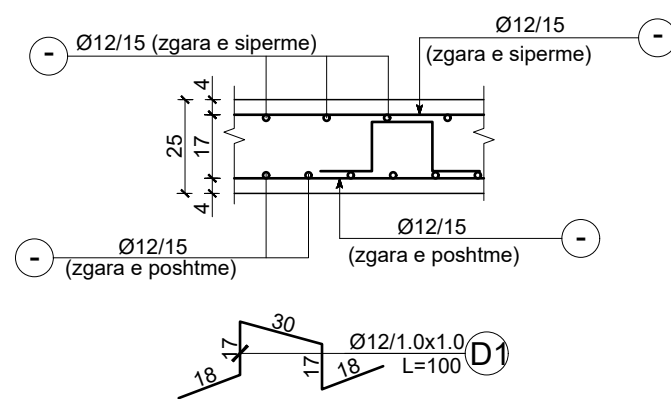
PLLAKA E THEMELIT
(ZGARA E POSHTME) KUOTA: -1.40, Sh. 1:25



PLLAKA E THEMELIT
(PLLAKA E SIPERME) KUOTA: -1.40, Sh. 1:25



DETAJ D-A, Sh. 1:25



PRERJA A1-A1, Sh. 1:25

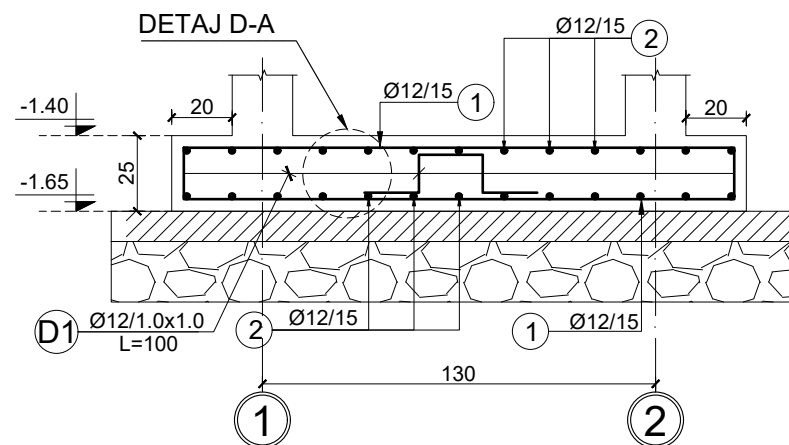



TABELA E SPECIFIKIMIT TE ARMATURES									
Lloji	Sasia	Poz.	d	l (cm)	cope	L (m)	Pesha/nj	Pesha /	TOTALI/
Pllaka e themelit (zgara e poshtme)	1	1	12	220	14	30.8	0.888	27.34	27.34
		2	12	210	14	29.4	0.888	26.10	26.10
		D1	12	100	5	5.0	0.888	4.44	4.44
									57.89
Pllaka e themelit (zgara e sipërme)	1	1	12	220	14	30.8	0.888	27.34	27.34
		2	12	210	14	29.4	0.888	26.10	26.10
									53.45

Investitor : Shoqëria Rajonale Ujësjetës Kanalizime
Shkoder Sh.a
Projekt Zbatimi: Ndërtimi i Ujësjetës Bardhaj dhe Bledan
Bashkia Shkoder

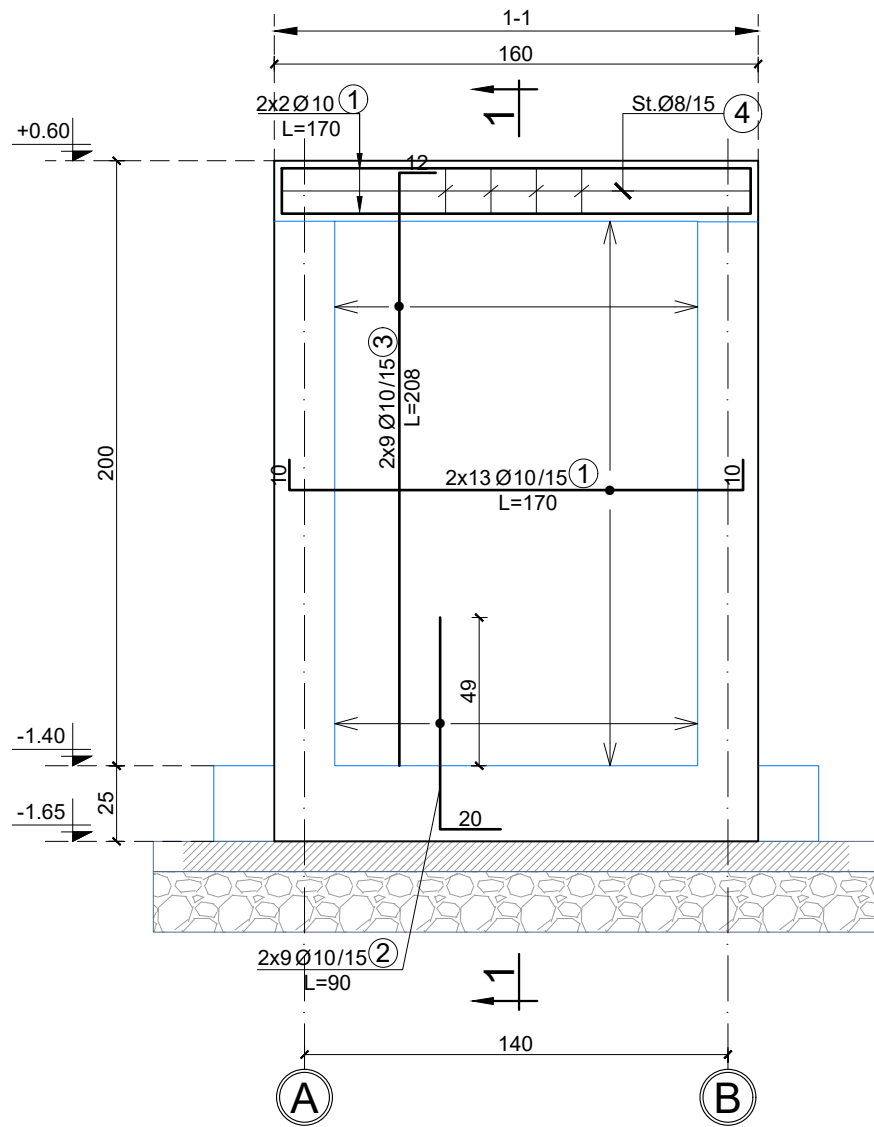
PUSETA E SHKARKIMIT

Armimi i Pllakes se Themelit

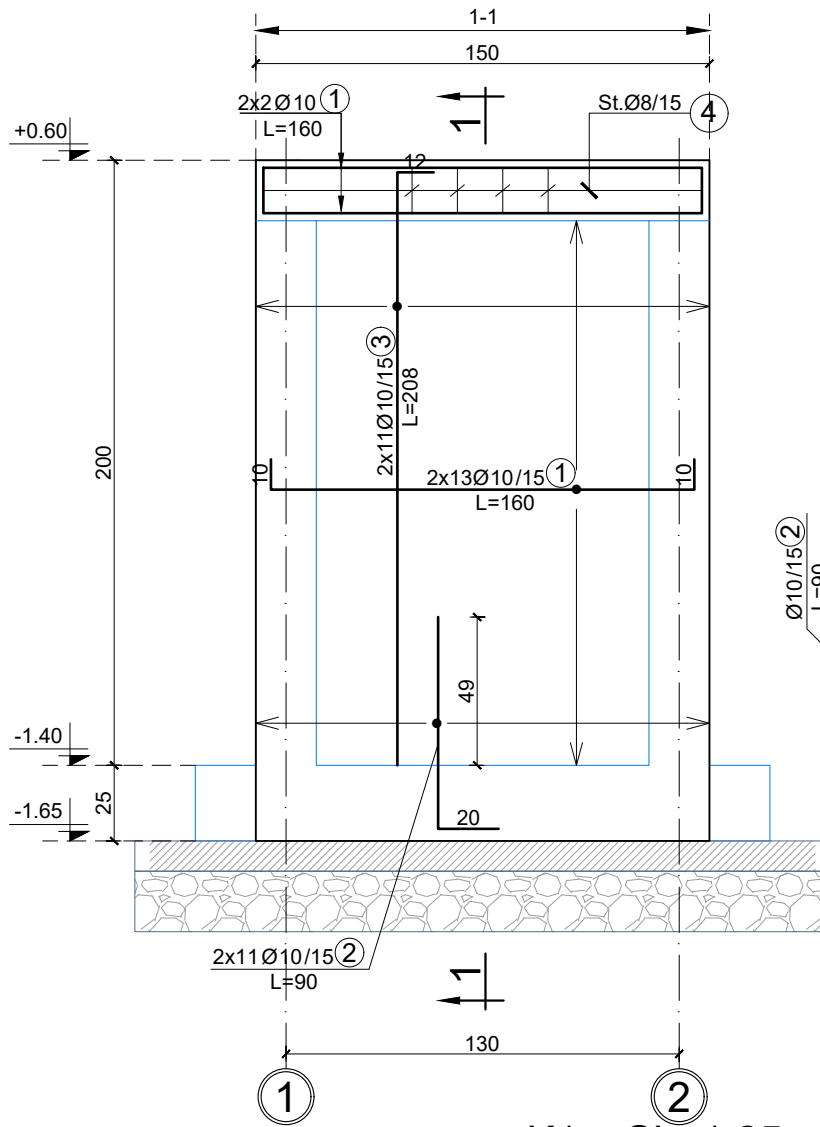
Rishikuar	Date	Pergatiti	Kontrolloi
		Emri... Firma...	Emri... Firma...
		Ing. B. Dedja	
		Ing. E. Teodhori	
		Ing. B. Kaliqi	
		Ing. M. Ramlika	
		Ing. D. Troci	
Firma			
Konsulent			Miratoi
Kodi i vizatimit	Shkalla	Formati	A 3
DE-38	1:2000		1



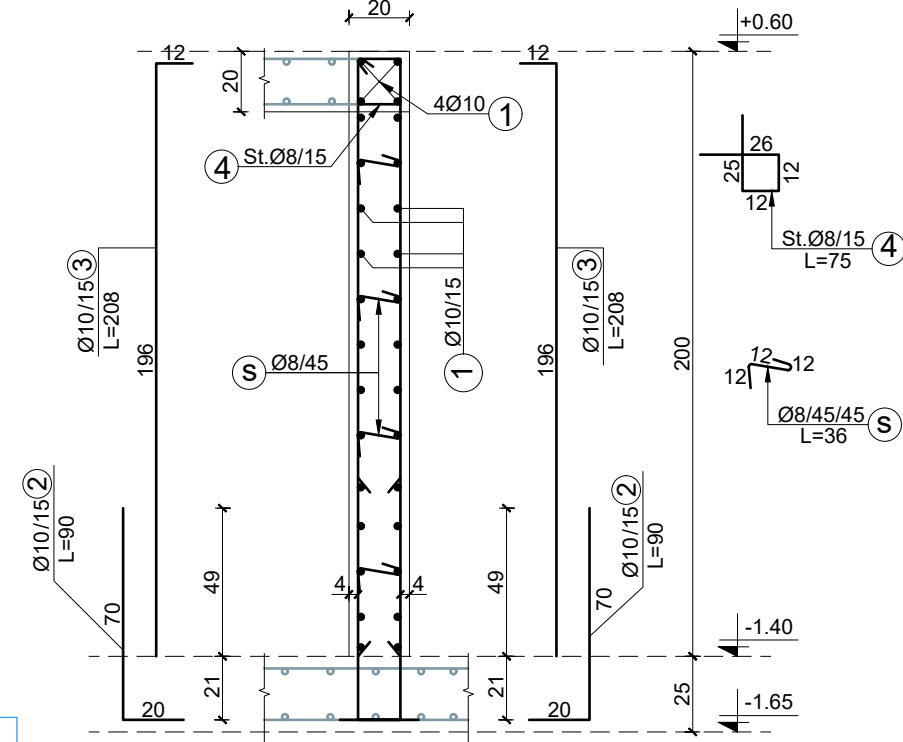
Mur B/A 1 & 2 Sh. 1:25



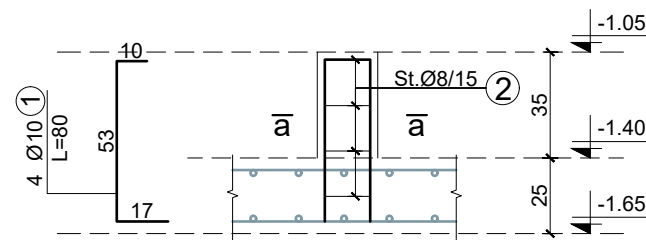
Mur B/A A & B Sh. 1:25



PRERJA 1-1, Sh. 1:25



K1 Sh. 1:25



PRERJA 1-1, Sh. 1:25

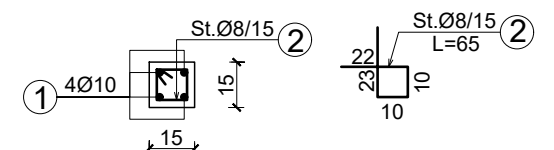


TABELA E SPECIFIKIMIT TE ARMATURES

Lloji	Sasia	Poz.	d	l (cm)	cope	L (m)	Pesha/nj	Pesha /	TOTALI/
Mur B/A 1 & 2	2	1	10	170	30	51.00	0.617	31.44	62.89
		2	10	90	18	16.20	0.617	9.99	19.98
		3	10	208	18	37.44	0.617	23.08	46.17
		4	8	75	9	6.75	0.395	2.66	5.33
		s	8	36	13	4.68	0.395	1.85	3.69
									138.05
Mur B/A A & B	2	1	10	160	30	48.00	0.617	25.59	59.19
		2	10	90	22	19.80	0.617	12.21	24.41
		3	10	208	22	45.76	0.617	28.21	56.43
		4	8	75	8	6.00	0.395	2.37	4.74
		s	8	36	13	4.68	0.395	1.85	3.69
									148.46
K1	1	1	10	80	4	3.20	0.617	1.97	3.95
		2	8	65	4	2.60	0.395	1.03	2.05
									6.00

Investitor : Shoqëria Rajonale Ujësjellës Kanalizime Shkoder Sh.a
 Projekt Zbatimi: Ndërtimi i Ujësjellësit Bardhaj dhe Bledan Bashkia Shkoder

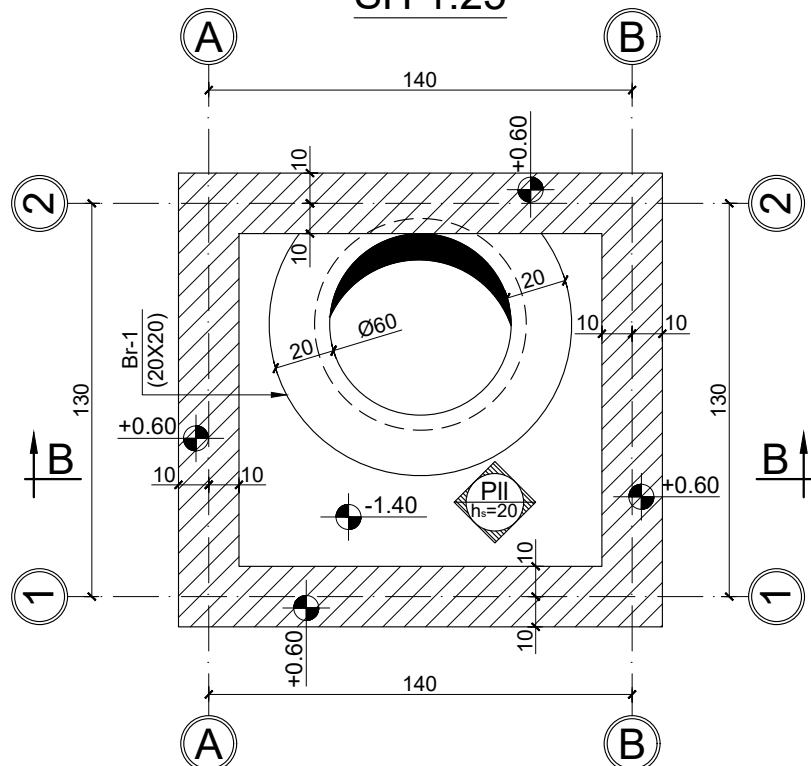
PUSETA E SHKARKIMIT

Armimet e mureve

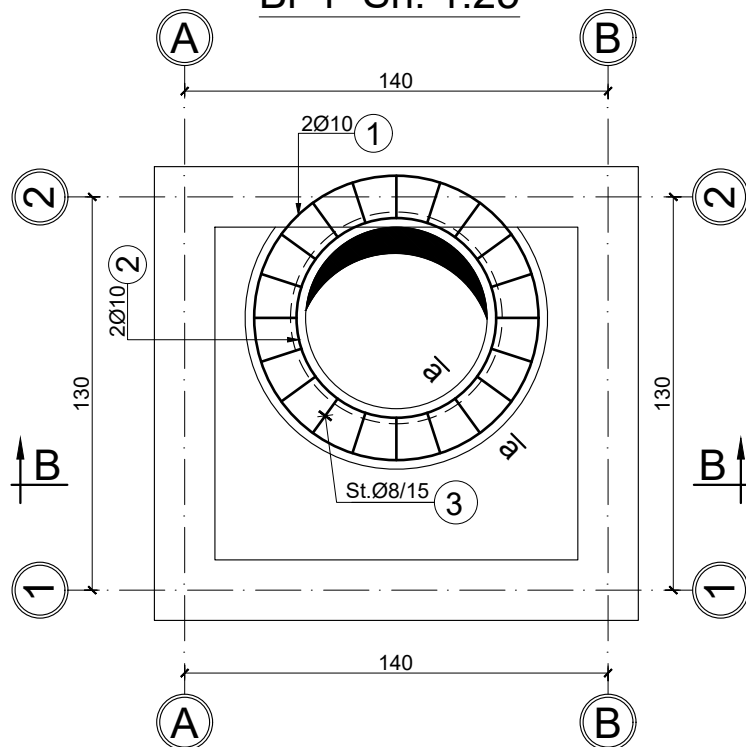
Rishikuar	Data	Pergatiti	Kontrolloi
		Emri... Firma...	Emri... Firma...
		Ing. B. Dedja	
		Ing. E. Teodhori	
		Ing. B. Kaliqi	
		Ing. M. Ramlika	
		Ing. D. Troci	
Firma			
Konsulent			Miratoi
Kodi i vizatimit	Shkalla	Formati	A 3
DE-41	1:2000		1



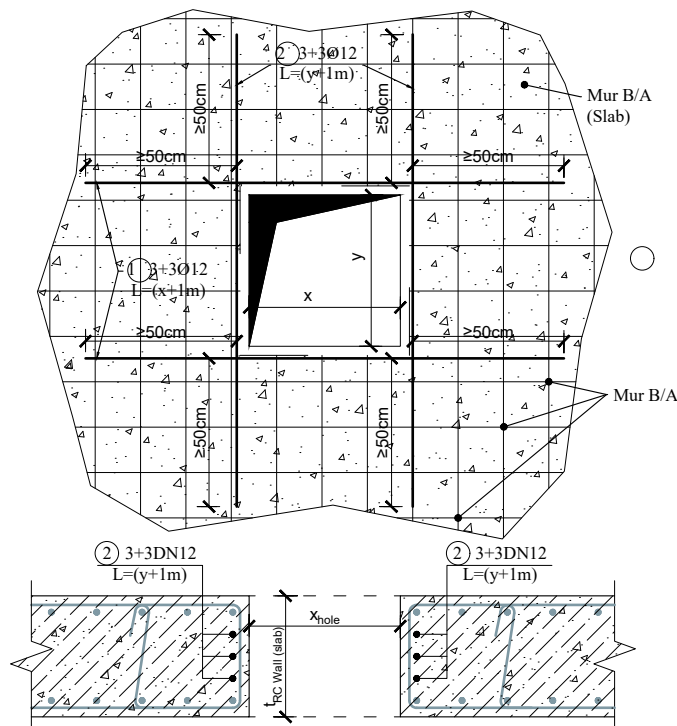
PLANI I THEMELEVE, KUOTA +0.60,
SH 1:25



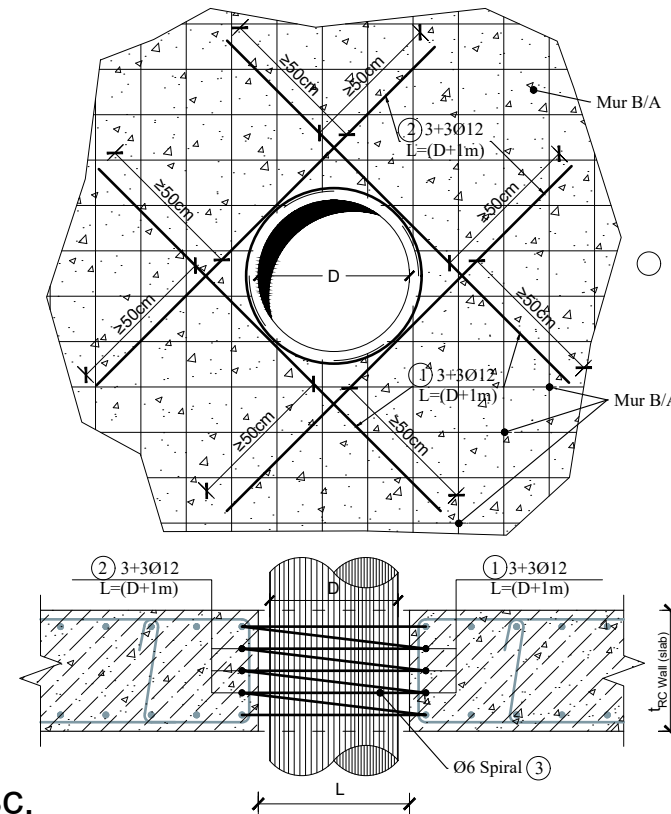
Br-1 Sh. 1:25



PROFILI TIP
(SEKSION DREJTKENDOR), Sh. 1:25



PROFIL TIP
(SEKSION RRETHOR), Sh. 1:25



PRERJA a-a sc.

1:10

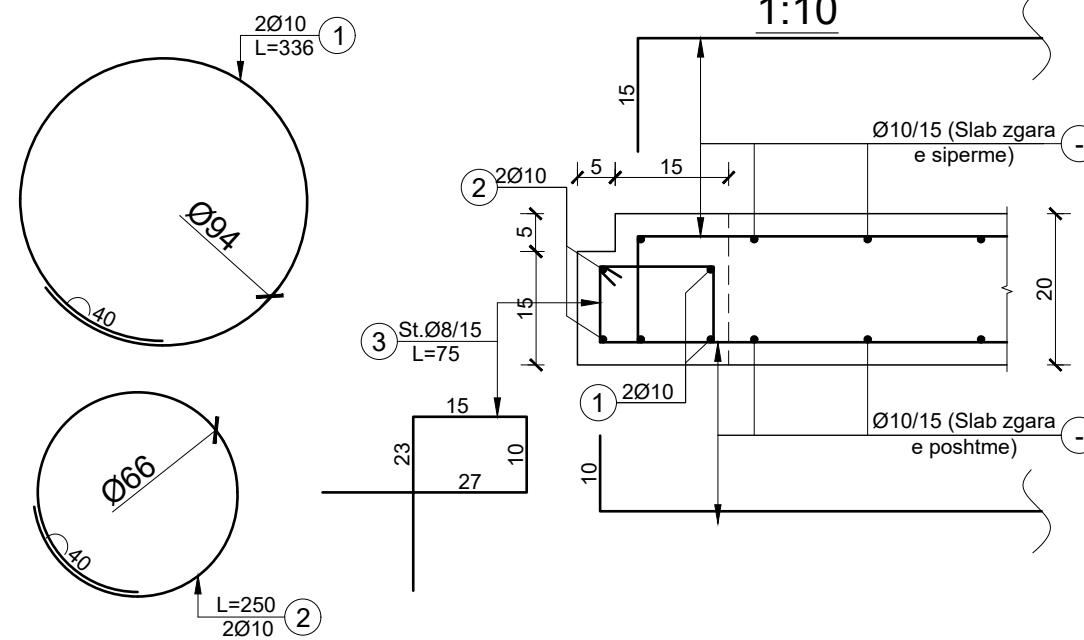


TABELA E SPECIFIKIMIT TE ARMATURES

Lloji	Sasia	Poz.	d	l (cm)	cope	L (m)	Pesha/nj	Pesha /	TOTALI/
Br-1	1	1	10	336	2	6.72	0.617	4.14	4.14
		2	10	250	2	5.00	0.617	3.08	3.08
		3	8	75	20	15.00	0.395	5.92	5.92
									13.14


Investitor : Shoqëria Rajonale Ujësjellës Kanalizime
Shkoder Sh.a

Projekt Zbatimi: Ndërtimi i Ujësjellësit Bardhaj dhe Bledan
Bashkia Shkoder

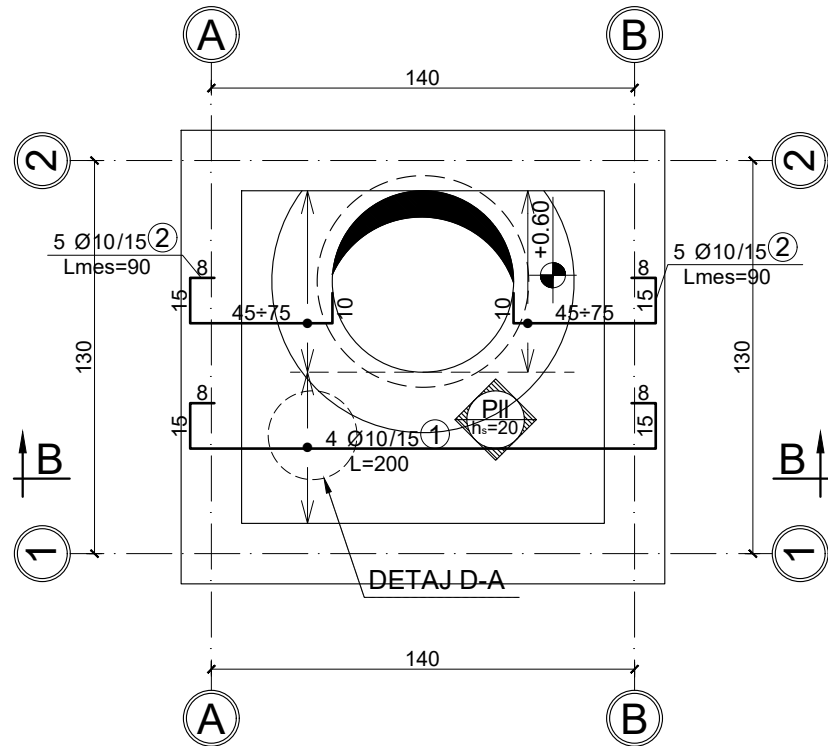
PUSETA E SHKARKIMIT

Planet e Strukturave

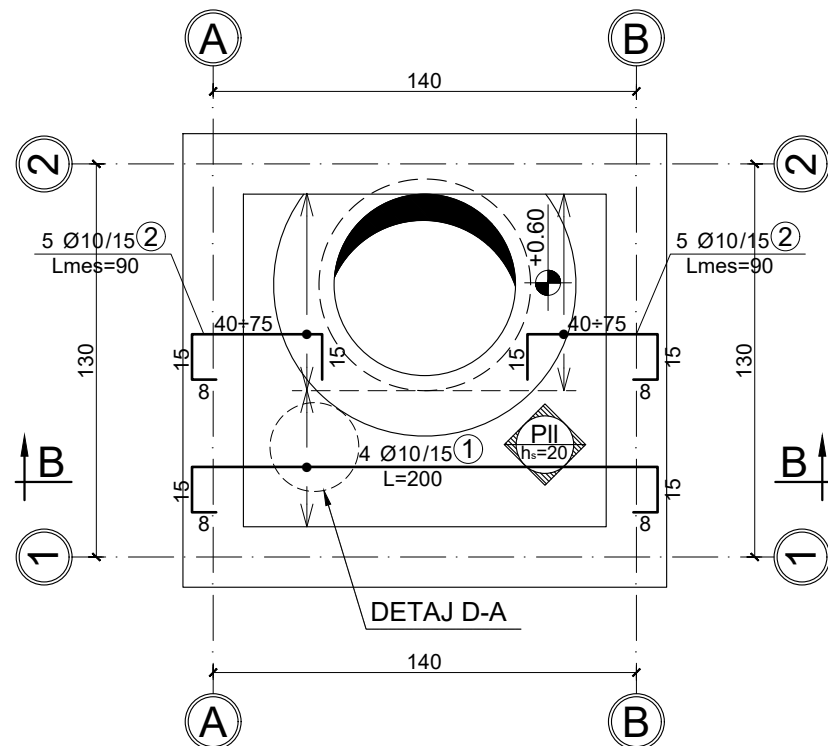
Rishikuar	Date	Pergatiti	Kontrolloi
		Emri... Firma...	Emri... Firma...
		Ing. B. Dedja	
		Ing. E. Teodhori	
		Ing. B. Kalij	
		Ing. M. Ramlika	
		Ing. D. Troci	
Firma			
Konsulent			Miratoi
Kodi i vizatimit	Shkalla	Formati	A 3
DE-39	1:2000		1



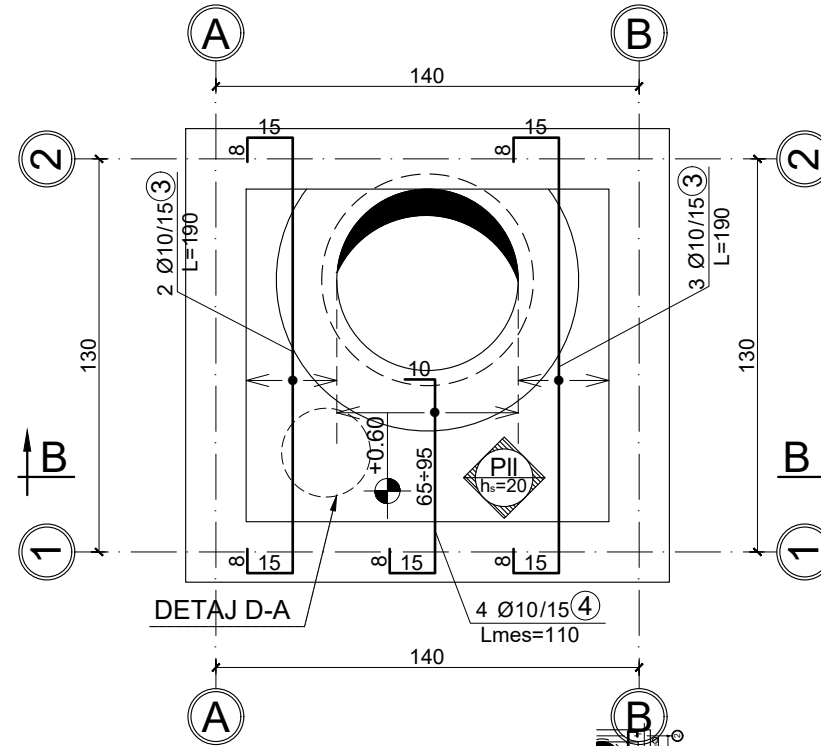
SOLETA NE KUOTEN +0.60 (zgara e poshtme, drejtimi 1), Sh. 1:25



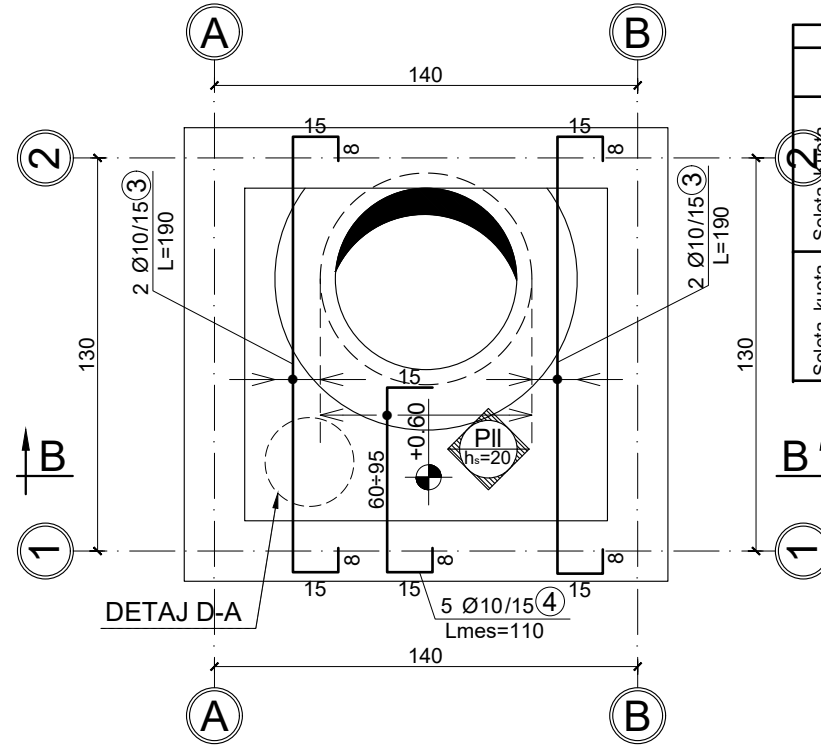
SOLETA NE KUOTEN +0.60 (zgara e sipërme, drejtimi 1), Sh. 1:25



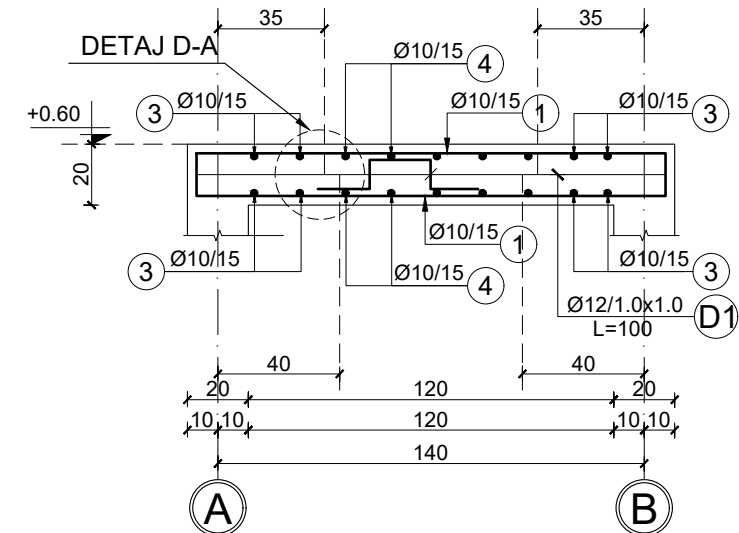
SOLETA NE KUOTEN +0.60 (zgara e poshtme, drejtimi 2), Sh. 1:25



SOLETA NE KUOTEN +0.60 (zgara e sipërme, drejtimi 2), Sh. 1:25



PRERJA B-B Sh. 1:25



DETAJ D-A Sh. 1:25

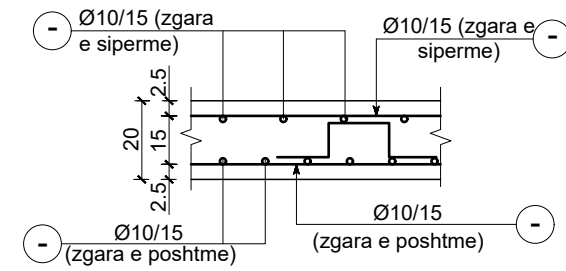


TABELA E SPECIFIKIMIT TE ARMATURES									
Lloji	Sasia	Poz.	d	l (cm)	cope	L (m)	Pesha/nj	Pesha /	TOTALI/
Soleta, kuota +0.60 (zg. poshtme)	1	1	10	200	4	8.00	0.617	4.93	4.93
	2	2	10	*90	10	9.00	0.617	5.55	5.55
	3	3	10	190	5	9.50	0.617	5.86	5.86
	4	4	10	*110	4	4.40	0.617	2.71	2.71
	D1	12	100	3	3.00	0.888	2.66	2.66	2.66
(*) - gjatesi mesatare									21.71
Soleta, kuota +0.60 (zg. sipërme)	1	1	10	200	4	8.00	0.617	4.93	4.93
	2	2	10	*90	10	9.00	0.617	5.55	5.55
	3	3	10	190	4	7.60	0.617	4.69	4.69
	4	4	10	*110	5	5.50	0.617	3.39	3.39
(*) - gjatesi mesatare									18.56

Investitor : Shoqëria Rajonale Ujësjellës Kanalizime Shkoder Sh.a

Projekt Zbatimi: Ndërtimi i Ujësjellësit Bardhaj dhe Bledan Bashkia Shkoder

PUSETA E SHKARKIMIT

Armimi i soletes

Rishikuar	Data	Pergatiti	Kontrolloi
		Emri... Firma...	Emri... Firma...
		Ing. B. Dedja	
		Ing. E. Teodhori	
		Ing. B. Kaliqi	
		Ing. M. Ramlika	
Firma		Ing. D. Troci	
Konsulent			Miratoi
Kodi i vizatimit	Shkalla	Formati	A 3
DE-40	1:2000		1




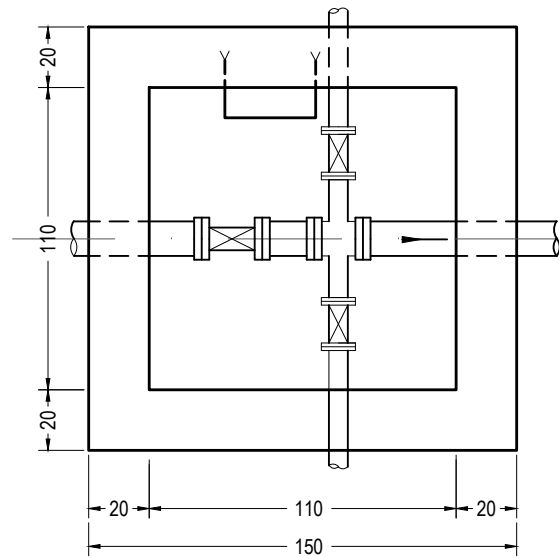
TABELA E FLETEVE

NR. I FLETES	EMERTIMI I FLETES
PK-1	PUSETA E KOMANDIMIT TIP (DETAJE)
PK-2	ARMIMI I PUSITES SE KOMANDIMIT
PK-3	PUSETE KONTROLLI TIP 1.5X1.5
PK-4	PUSET AJRIMI TIP DETAJE ARMIMI
PK-5	DHOME KLORINIMI DETAJE
PK-6	DETAJI I ARMIMIT TE PUSETAVE TE MATSAVE TE UJIT JASHTE RRUGE
PK-7	DETAJ ARMIMI PUSETAVE TE MATSAVE TE UJIT BRENDA RRUGE

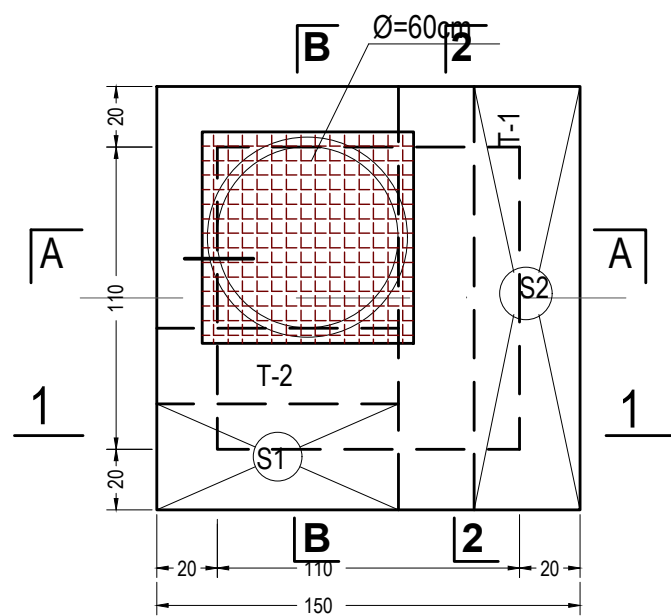
Investitor : Shoqëria Rajonale Ujësjellës Kanalizime Shkoder Sh.a			
Projekt Zbatimi: Ndërtimi i Ujësjellësit Bardhaj dhe Bledan Bashkia Shkoder			
PUSETA KOMANDUESE TIP			
LISTA E VIZATIMEVE			
Rishikuar	Date	Pergatiti	Kontrolloi
		Emri... Firma...	Emri... Firma...
		Ing. B. Dedja	
		Ing. E. Teodhori	
		Ing. B. Kaliqi	
		Ing. M. Ramlika	
		Ing. D. Troci	
Firma			Miratoi
Konsulent:		DERBI-E	
Kodi i vizatimit	Shkalla	Formati	A 3
			1

PUSETE KONTROLI TIP (1.5x1.5)

PLANIMETRI E Pusetes

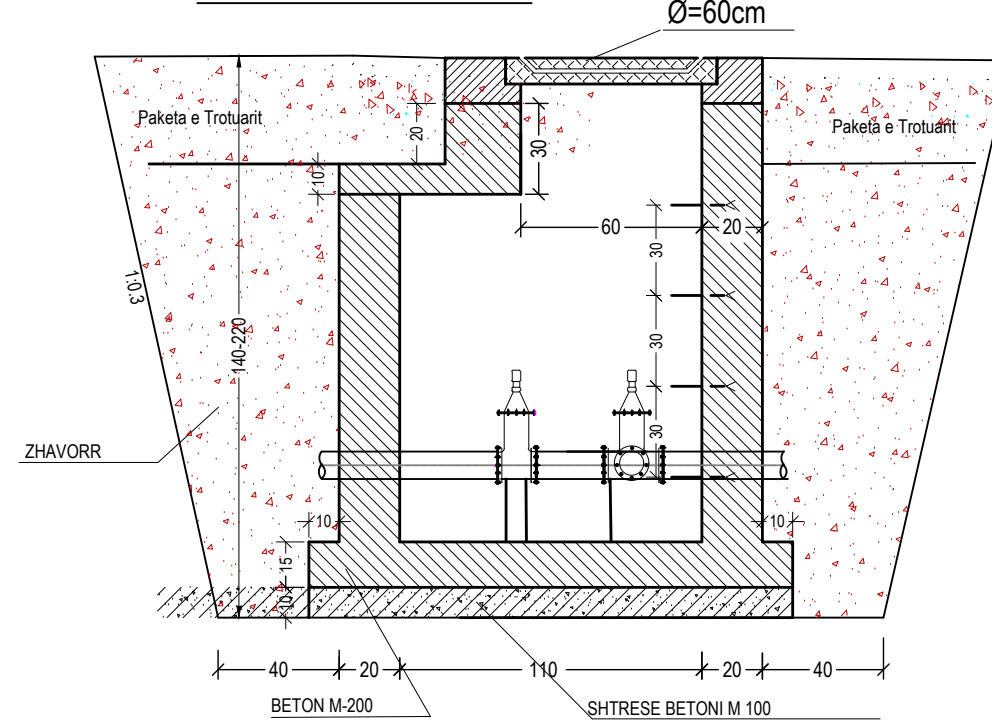


MBULIMI I Pusetes

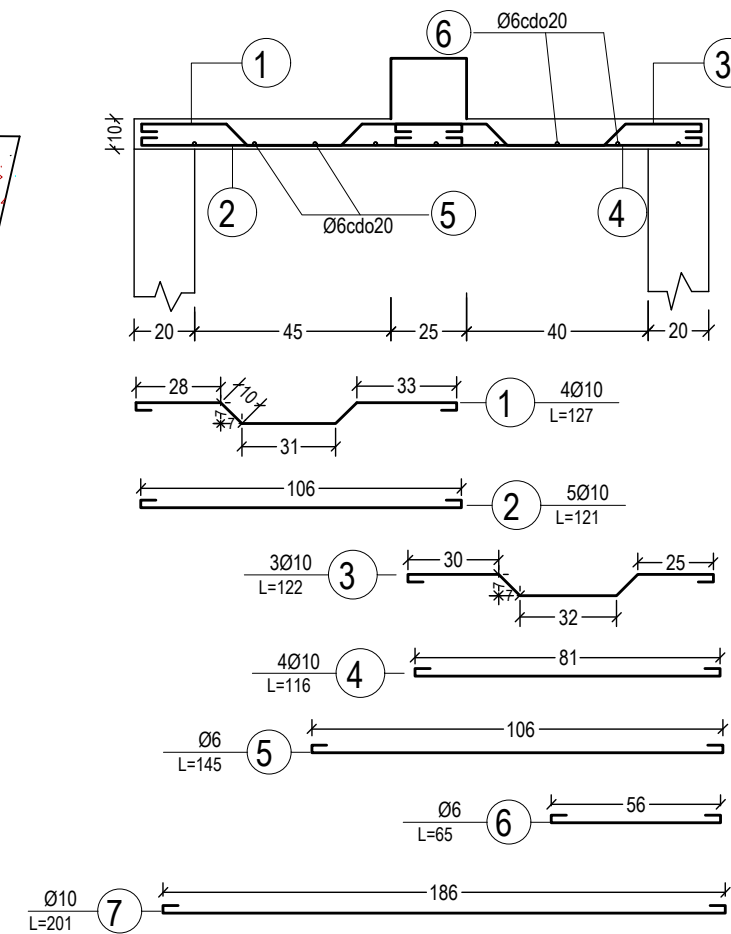


SHK 1:25

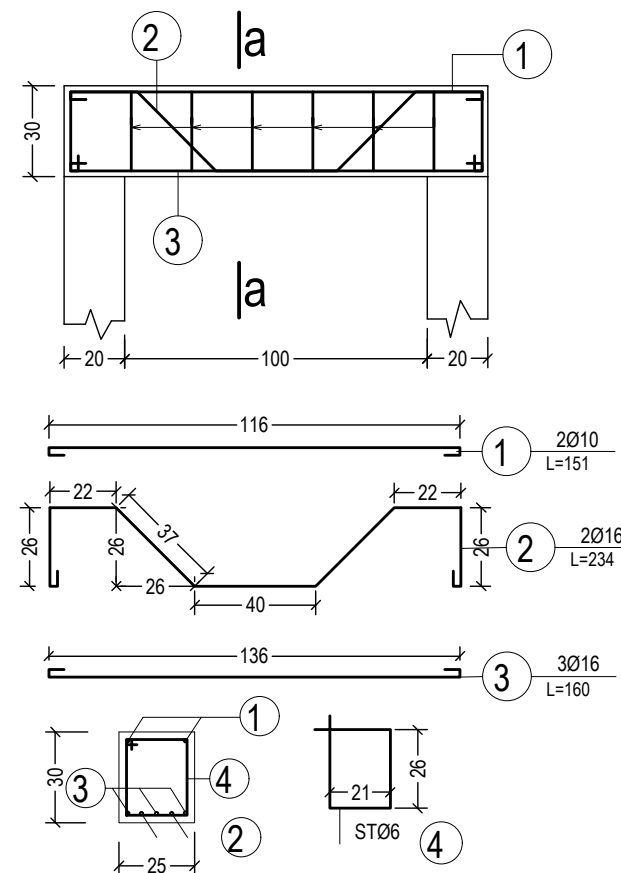
PRERJA A - A



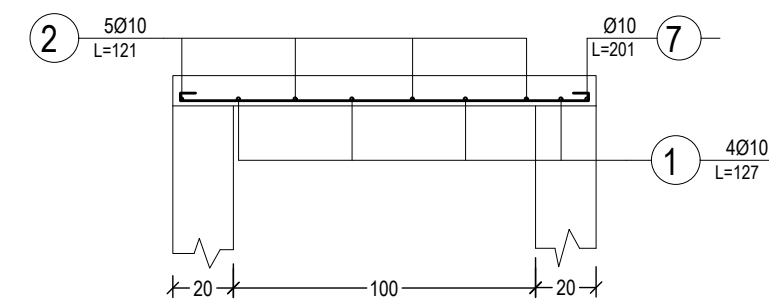
PRERJA.1-1



TRAU "T-1"



PRERJA 2-2



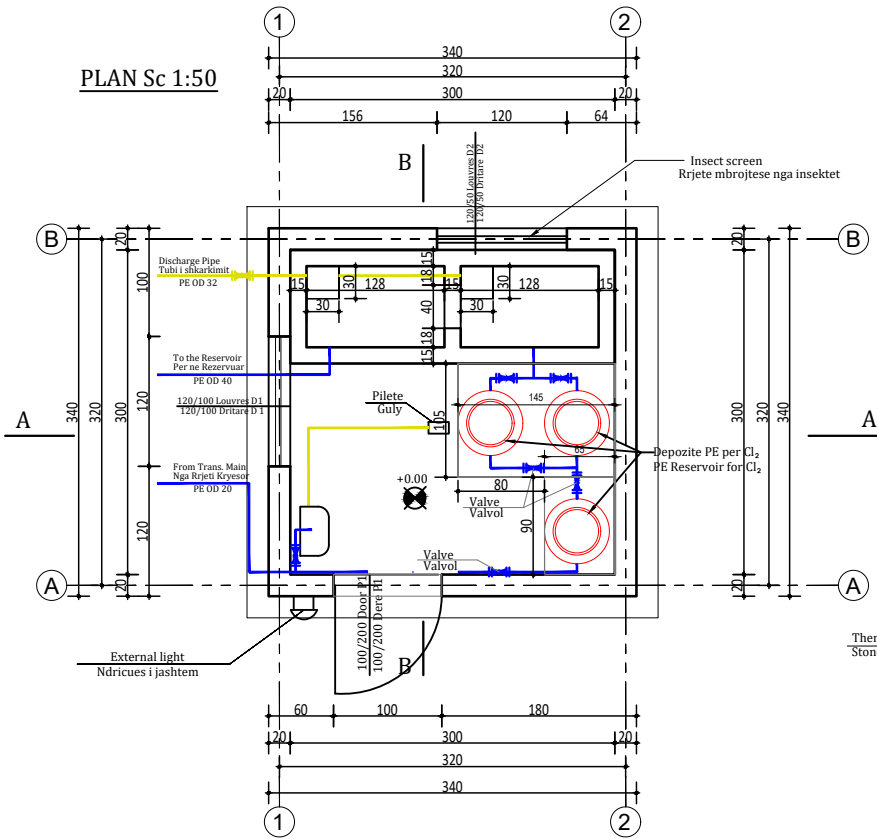
Investitor : Shoqëria Rajonale Ujësjellës Kanalizime Shkoder Sh.a
Projekt Zbatimi: Ndërtimi i Ujësjellësit Bardhaj dhe Bledan Bashkia Shkoder

Puseta e komandimit Tip

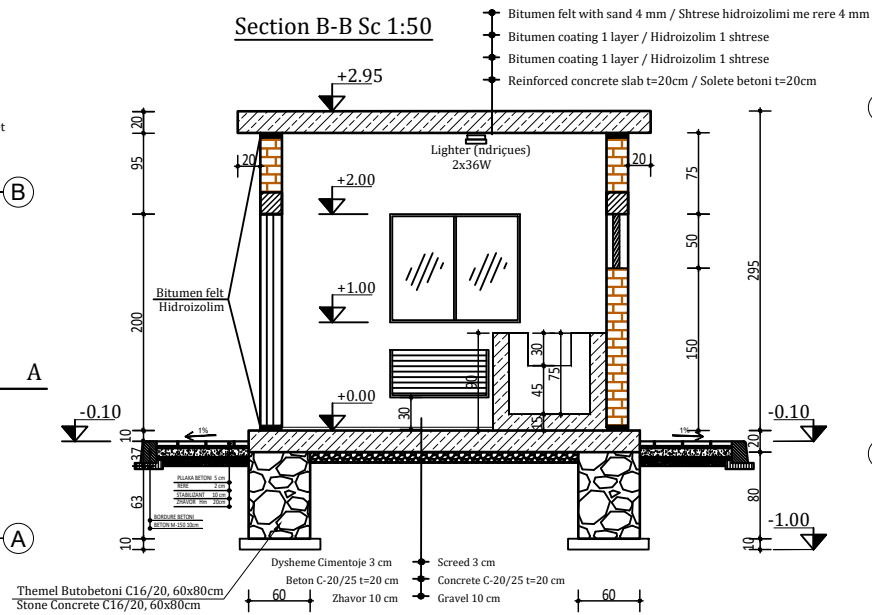
Detaj Pusete

Rishikuar	Date	Pergatiti	Kontrolli
		Emri... Firma...	Emri... Firma...
		Ing. B. Dedja	
		Ing. E. Teodhori	
		Ing. B. Kaliqi	
		Ing. M. Ramlika	
		Ing. D. Troci	
Financuar			Miratoi
Konsulent:		DERBI-E	
Kodi i vizatimit	Shkalla	Formati	A 3
PK-3	1:100		

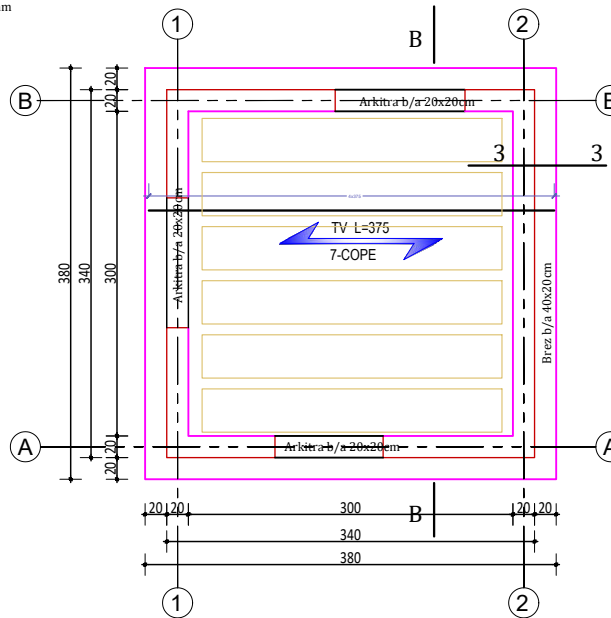
PLAN Sc 1:50



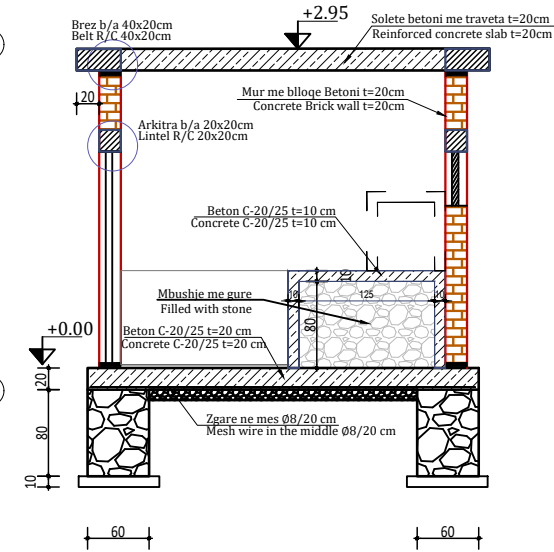
Section B-B Sc 1:50



Structural Plan Sc1:50

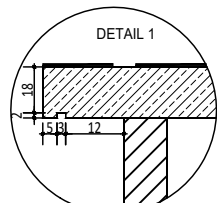


Section B-B Sc 1:50

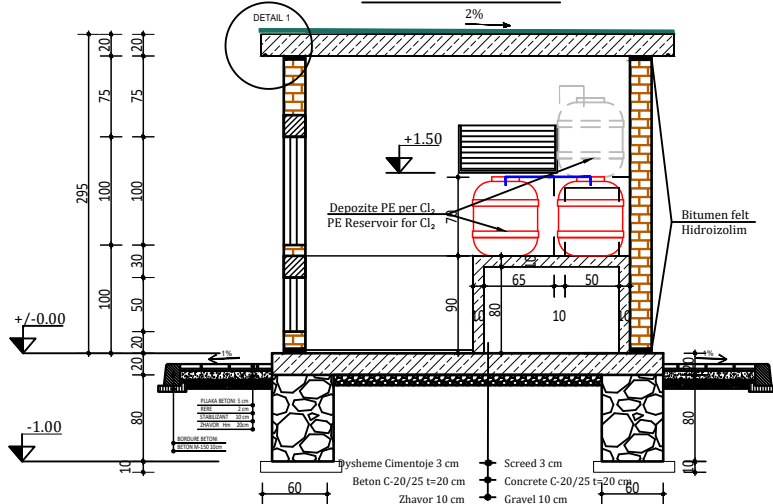


- Note :**
- Plastering with cement mortar layer of plaster on an interior wall and external walls, thickness 1.5cm/side
 - 2 layers weatherproofed outside epoxy Painting.
 - 2 layers oil paint inside chlorination building.

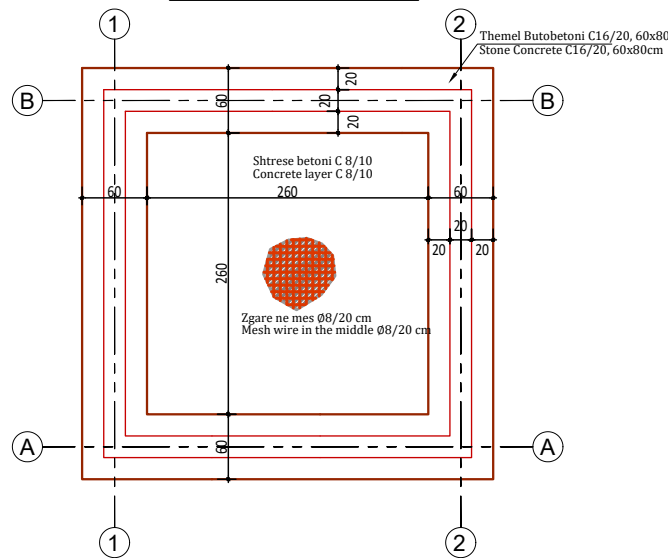
- Shenim:**
- Suvatim me llac cimento mure te brendshme dhe te jashtme, 1.5 cm e cdo ane.
 - 2 shtresa boje epoksid e jashtme e papershkueshme nga agjentet atmosferike
 - 2 shtresa boje vaji e brendshme



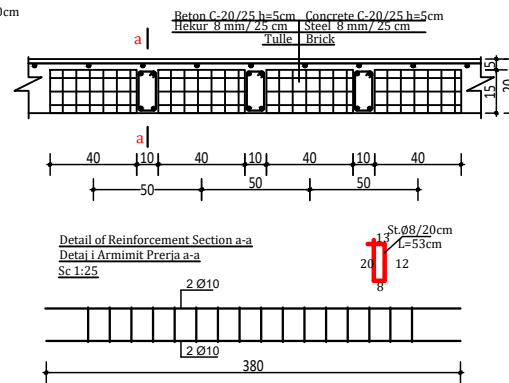
Section A-A Sc 1:50



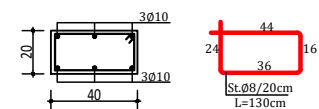
Foundation Plan Sc 1:50



Reinforced concrete/brick slab =20cm Solete B/A me traveta t=20cm Sc 1:20

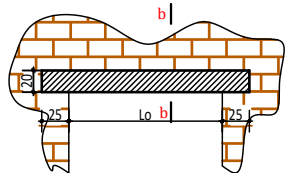


Belt R/C Detail of Reinf Sec 1-1 Brez B/A Detaj i Armimit Preria 1-1 Sc 1:25

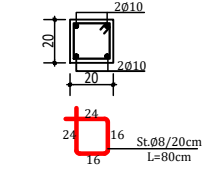


Skema Scheme	Emertimi Name	Gjerësia Width (cm)	Lartësia Height (cm)	Cope Pieces	Materiali Material	Shenime Notes
	P1	100	200	1	Dru lisi Oak wood	Dera e drurit te do te jete prodhim importi i gatshem, me homologues lisi ne ngjyre natyrale, te stabilizuar me anemire natyrale ose artificiale. Fashatura e dertes te jete me gjeresi 10 mm pak se liteshe dhe te jete prej dertes sapindri. (sh.007) Dera te lere brava ngjyre , e pajtuar me tre colera, dhera alumini dhe pjessat e gjerësia pjessat me pjateshi alumini.
	D1	120	100	1	Duralumin Duralumin	Dritaria do te jete me dispa sham dhe përbëhet nga materiali alumini, profillet e te cilte jane sipas standardeve Europiane EN 573.3 dhe jane profillet te breza perpara se te vendosom ne objekt. Ngjyra e dritares do te jete sipas kërkesave te investimit. Shenimi i dritarimit duhet te jete minimumi 1.5 mm. Paneli e shamit (6 mm te trashësi). Dritaria te pajtuat me rryte shprehese nga materialit model i materialit te propozuar do te shpreheshet nga supervizori per rreze aprovim paraprak.
	D2	120	50	2	Duralumin Duralumin	Dritaria do te jete e tipit grif alumini, profillet e te cilte jane sipas standardeve Europiane EN 573.3 dhe jane profillet te breza perpara se te vendosom ne objekt. Ngjyra e dritares do te jete sipas kërkesave te investimit. Shenimi i dritarimit duhet te jete minimumi 1.5 mm. Grifa e alumini te pajtuat me rryte shprehese nga materialit model i materialit te propozuar do te shpreheshet nga supervizori per rreze aprovim paraprak.

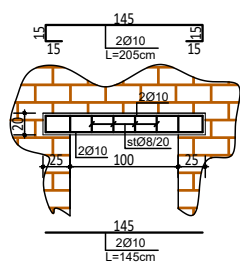
Lintel R/C 20x20cm L-1, L-2 Sc 1:50 Arkitra B/A 20x20cm L-1, L-2 Sh 1:50



Sec b-b of L-1, L-2 Sc 1:25 Preria b-b e L-1, L-2 Sh 1:25



Lintel R/C 20x20cm L-1 Sc 1:50 Arkitra B/A 20x20cm L-1 Sh 1:50



Lintel R/C 20x20cm L-2 Sc 1:50 Arkitra B/A 20x20cm L-2 Sh 1:50

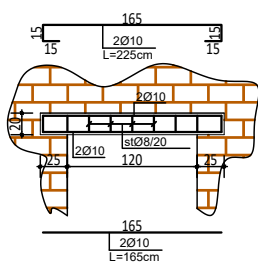


TABLE OF REINFORCEMENT / TABELA E HEKURAVE										
ELEMENTS	DETAILED DESCRIPTION				REINF. FOR 1 EL.			TOTAL WEIGHT (Kg)		
DESCRIP	PEACE	POS.	Ø	L(cm)	Pc.	L (m)	Ø	L(m)	P(Kg/m)	
BELTS/ LINTELS	1	1	10	155	4	6.2	8	262.1	0.395	103.5
		2	10	165	12	19.8	10	171.7	0.616	105.7
	1	3	8	80	35	28.0				
		4	8	130	68	88.4				
		5	10	375	24	90.0				
SLAB	1	10	375	28	105.0					
		8	53	105	55.7					
FOUND.	8	375	24	90.0						
		355	36	127.8	8	127.8000	0.395	50.4810		
Hekur/Steel Fys=400kg/cm²									kg	209.2

Technical Notes:
Structural elements are calculated and designed with following characteristics:
Foundations are designed with massive concrete beams and pillars.
Concrete C 6/10 (f_{ck}=8000kN/m²) with safety factor γ_c=1.5
Concrete Slab, Slabs are designed with:
Concrete C 20/25 (f_{ck}=20000kN/m²) with safety factor γ_c=1.5
Reinforcement FcB 448 (f_{yk}=440kN/m²) with safety factor γ_s=1.15

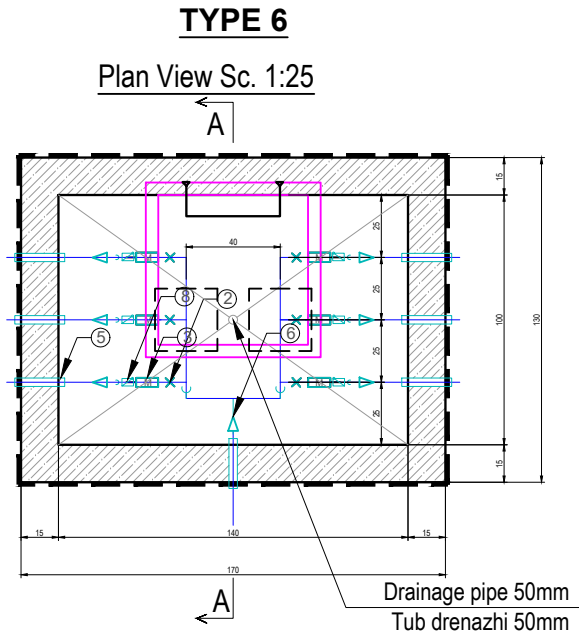
Investitor : Shoqëria Rajonale Ujësjellës Kanalizime Shkoder Sh.a
Projekt Zbatimi: Ndërtimi i Ujësjellësit Bardhaj dhe Bledan Bashkia Shkoder

Dhoma e Klorinimit

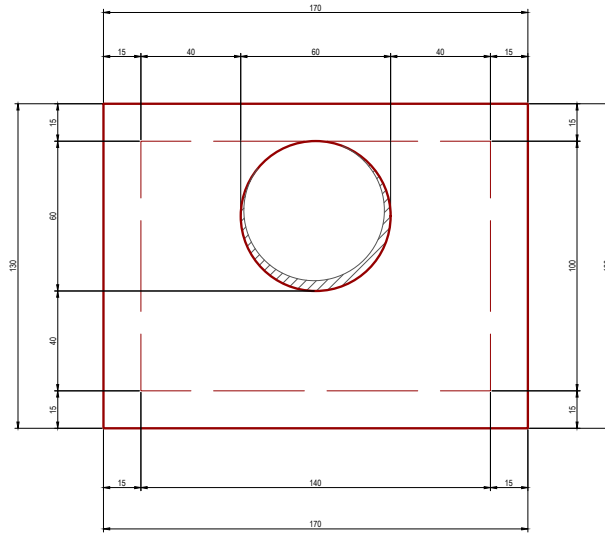
Detaj

Rishikuar	Date	Pergatiti	Kontrolli
		Emri... Firma...	Emri... Firma...
		Ing. B. Dedja	
		Ing. E. Teodhori	
		Ing. B. Kalliqi	
		Ing. M. Ramlika	
Finel		Ing. D. Troci	
Konsulent:		DERBI-E	Miratoi
Kodi i vizatimit	Shkalla	Formati	A 3
PK-5	1:100		

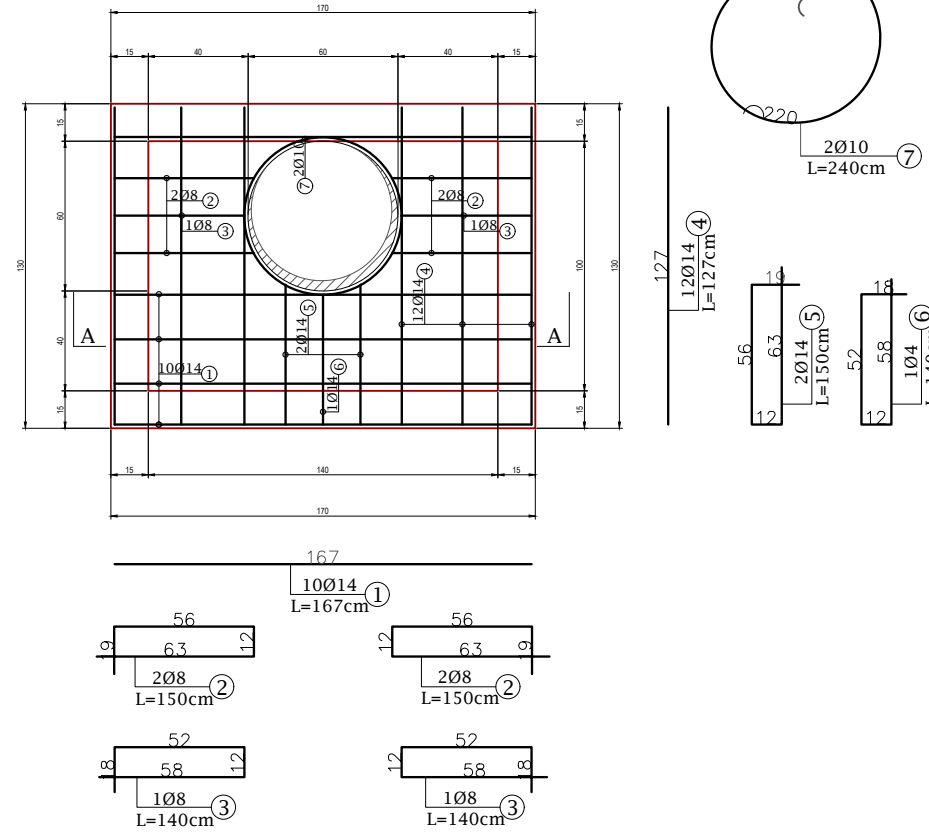
Reinforcement of Water Meter Chamber **TYPE 6**, Off Road Armimi i Pusetave te Matesave te Ujit **TIPI 6**, Jashte Rruge



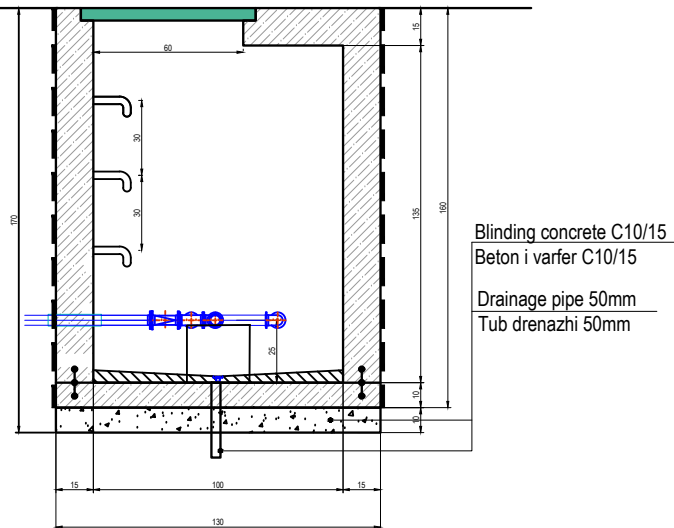
STRUCTURE PLAN SC. 1:25
PLANI I STRUKTURES SH. 1:25



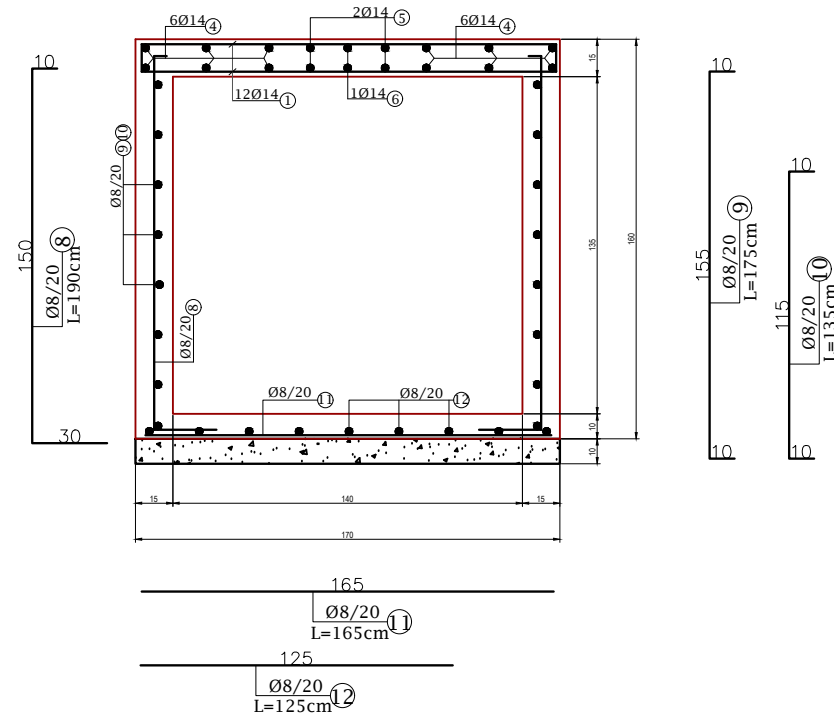
SLAB REINFORCEMENT SC. 1:25
ARMIMI I SOLETES SH. 1:25



Section A-A Sc. 1:25



SECTION A-A SC. 1:25
PRERJA A-A SH. 1:25



R/C WATER METER CHAMBER / PUSETA (140x100, off road)									
No.	Ø mm	L cm	Pieces pc	ΣL ml	Summary Steel Table				
					Ø mm	ΣL ml	U. Weightk g/m	Total Weight kg	
1	14	167	10	16.7	8	131.20	0.3950	51.8	
2	8	150	4	6.0	10	4.8	0.617	3.0	
3	8	140	2	2.80	14	36.34	1.21	44.0	
4	14	127	12	15.2					
5	14	150	2	3.0					
6	14	140	1	1.40					
7	10	240	2	4.80					
8	8	190	28	53.20					
9	8	175	16	28.0					
10	8	115	16	18.40					
11	8	165	7	11.55					
12	8	125	9	11.25					
Steel 420S / Hekur S420							Kg	98.8	
Concrete C20/25 / Beton C20/25							m³	1.60	

Investitor : Shoqëria Rajonale Ujësjellës Kanalizime Shkoder Sh.a
Projekt Zbatimi: Ndërtimi i Ujësjellësit Bardhaj dhe Bledan Bashkia Shkoder

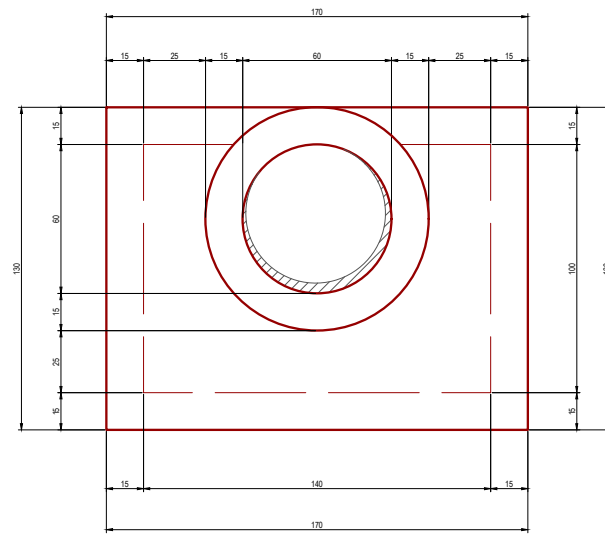
Pusetave e Shperndarjes

Detaj

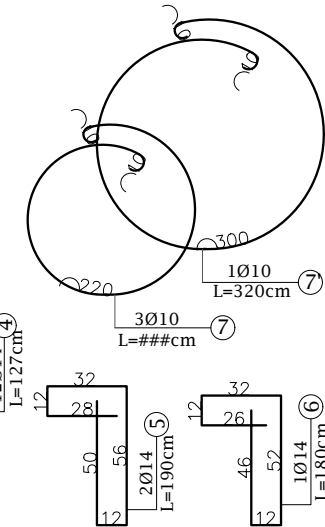
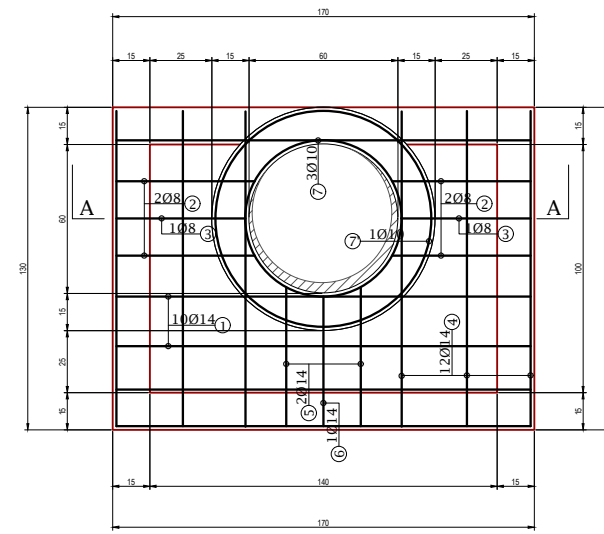
Rishikuar	Date	Pergatiti	Kontrolli
		Emri... Firma...	Emri... Firma...
		Ing. B. Dedja	
		Ing. E. Teodhori	
		Ing. B. Kaliqi	
		Ing. M. Ramlika	
		Ing. D. Troci	
Finel			Miratoi
Konsulent:		DERBI-E	
Kodi i vizatimit	Shkalla	Formati	A 3
PK-6	1:100		

Reinforcement of Water Meter Chamber **TYPE 6**, In Road Armimi i Pusetave te Matesave te Ujit **TIPI 6**, Ne Rruge

STRUCTURE PLAN SC. 1:25
PLANI I STRUKTURES SH. 1:25

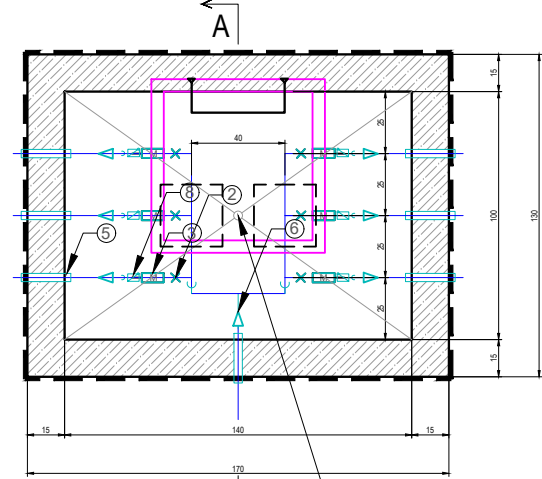


SLAB REINFORCEMENT SC. 1:25
ARMIMI I SOLETES SH. 1:25



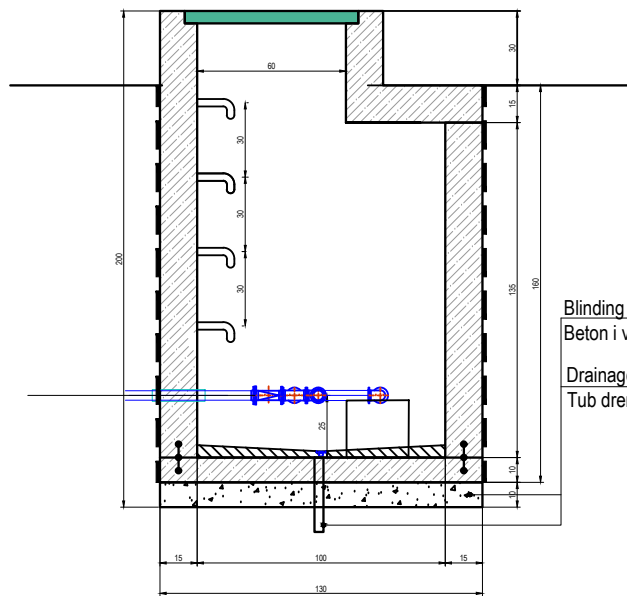
TYPE 6

Plan View Sc. 1:25



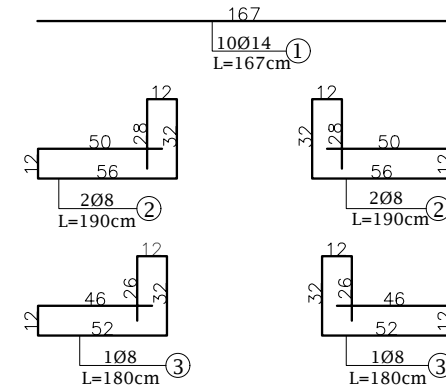
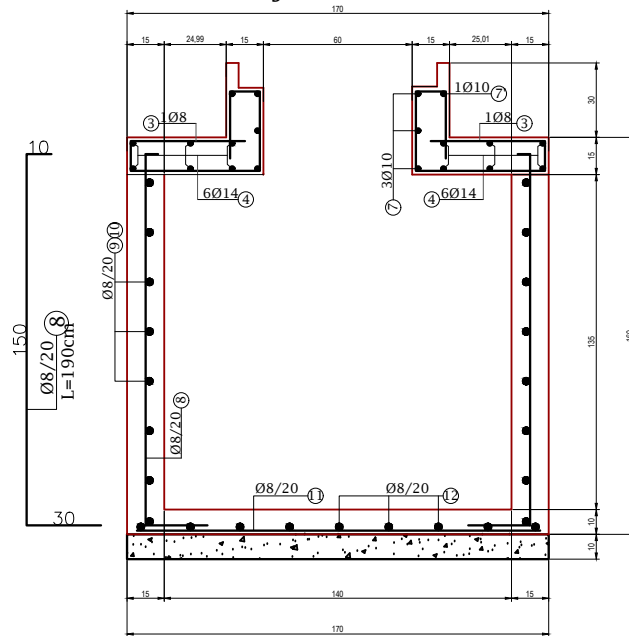
Drainage pipe 50mm
Tub drenazhi 50mm

Section A-A Sc. 1:25



Blinding concrete C10/15
Beton i varfer C10/15
Drainage pipe 50mm
Tub drenazhi 50mm

SECTION A-A SC. 1:25
PRERJA A-A SH. 1:25



R/C WATER METER CHAMBER / PUSETA (140x100), in road

No.	Ø mm	L cm	Pieces pc	ΣL ml	Summary Steel Table			
					Ø mm	ΣL ml	U. Weight kg/m	Total Weight kg
1	14	167	10	16.7	8	136.80	0.3950	54.0
2	8	190	4	7.6	10	10.4	0.617	6.4
3	8	180	2	3.60	14	37.54	1.21	45.4
4	14	127	12	15.2				
5	14	190	2	3.8				
6	14	180	1	1.80				
7	10	240	3	7.20				
7'	10	320	1	3.20				
8	8	190	28	53.2				
9	8	175	16	28.00				
10	8	135	16	21.60				
11	8	165	7	11.55				
12	8	125	9	11.25				
Steel 420S / Hekur S420							Kg	105.9
Concrete C20/25 / Beton C20/25							m³	1.70

Investitor : Shoqëria Rajonale Ujësjellës Kanalizime Shkoder Sh.a
Projekt Zbatimi: Ndërtimi i Ujësjellësit Bardhaj dhe Bledan Bashkia Shkoder

Puseta e Shperndarjes

Detaj

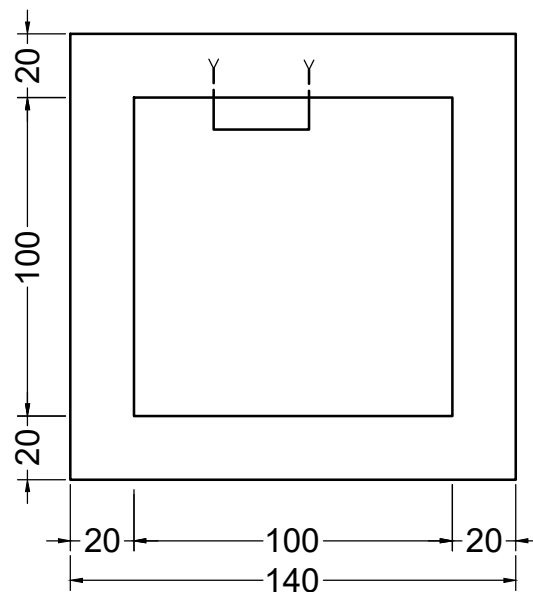
Rishikuar	Date	Pergatiti	Kontrolloi
		Emri... Firma... Ing. B. Dedja Ing. E. Teodhori Ing. B. Kaliqi Ing. M. Ramlika Ing. D. Troci	Emri... Firma...

Finalet
Konsulent: **DERBI-E**

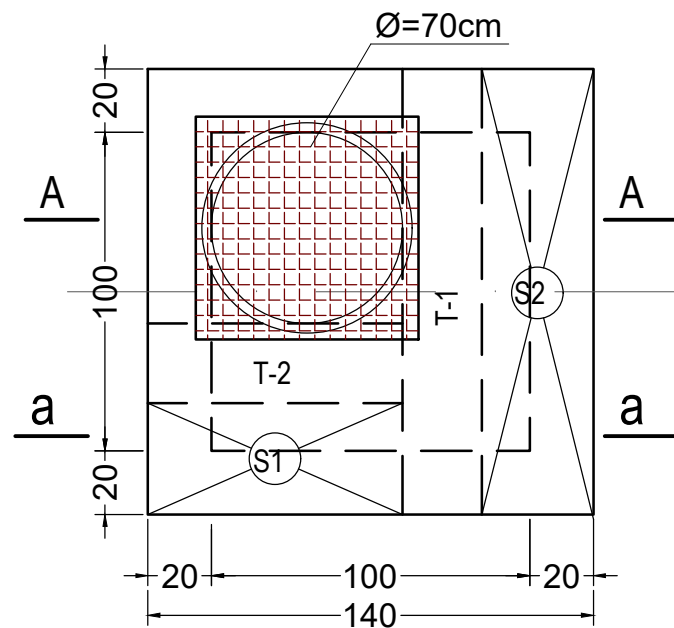
Kodi i vizatimit: PK-7
Shkalla: 1:100
Formati: A3

PUSETA KOMANDUESE TIP (SH1:25)

PLANI I PUSITES



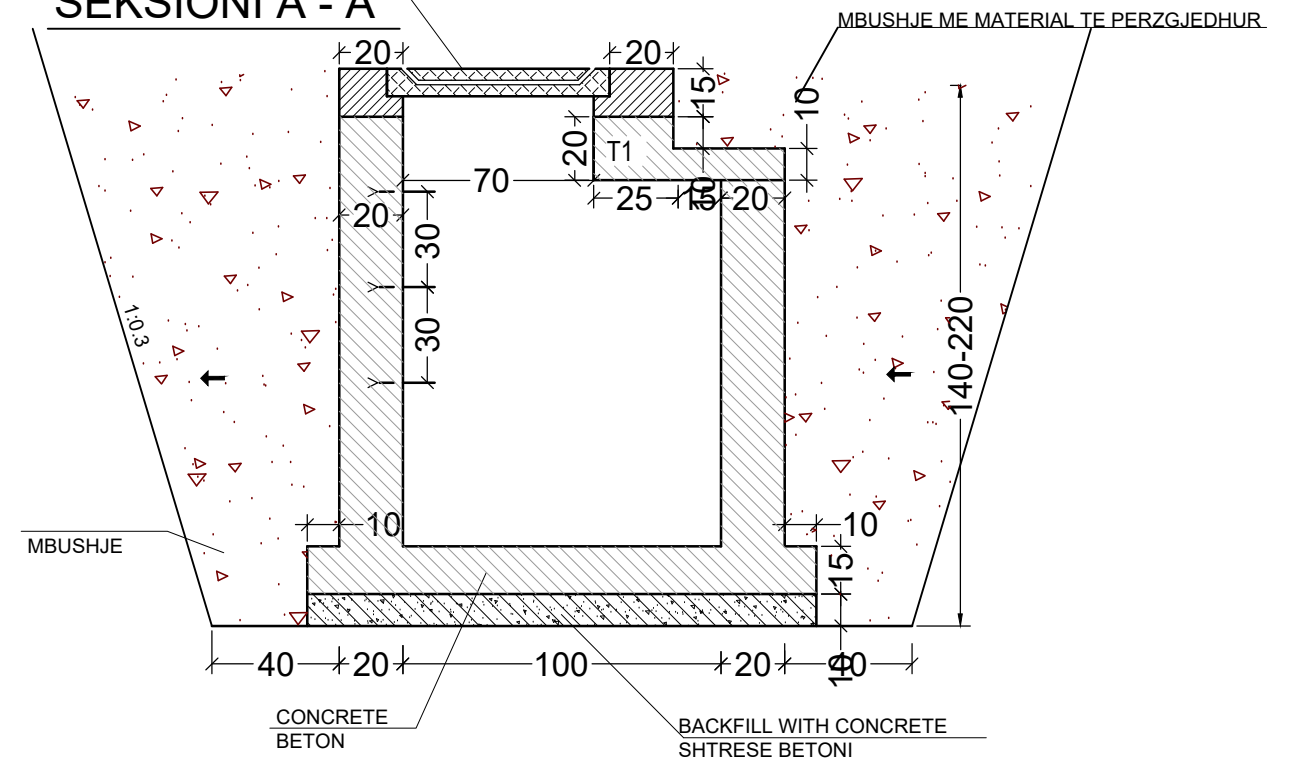
MBULIMI I PUSITES



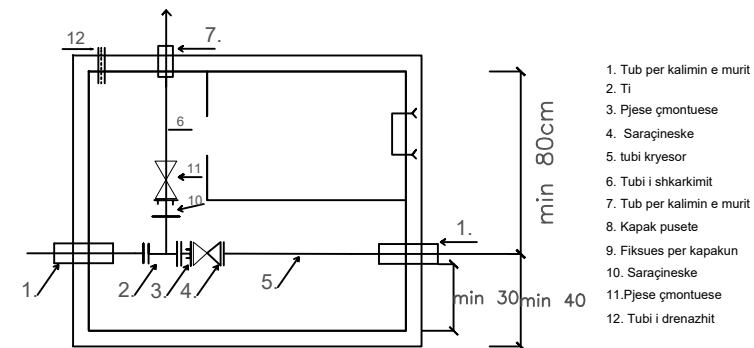
H (cm)	Steel (kg)
140 - 180	240
190 - 240	300

Kapak pusete tip jashte rruge EN 124 Grupi 2 (D 125)
Kapak pusete tip ne rruge, EN 124 Grupi 4 (D 400)

SEKSIONI A - A



SKEMA E PUSITES



1. Tub per kalimin e murit
2. Ti
3. Pjese çmontuese
4. Saraçineske
5. tubi kryesor
6. Tubi i shkarkimit
7. Tub per kalimin e murit
8. Kapak pusete
9. Fiksues per kapakun
10. Saraçineske
11. Pjese çmontuese
12. Tubi i drenazhit

Investitor : Shoqëria Rajonale Ujësjetës Kanalizime
Shkoder Sh.a
Projekt Zbatimi: Ndërtimi i Ujësjetës Bardhaj dhe Bledan
Bashkia Shkoder

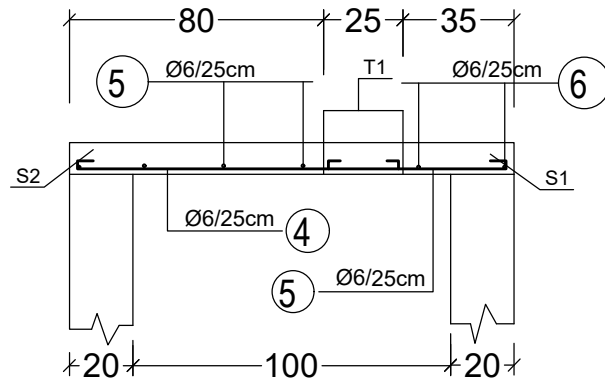
PUSETA KOMANDUESE TIP

DETAJE PUSETA KOMANDUESE TIP

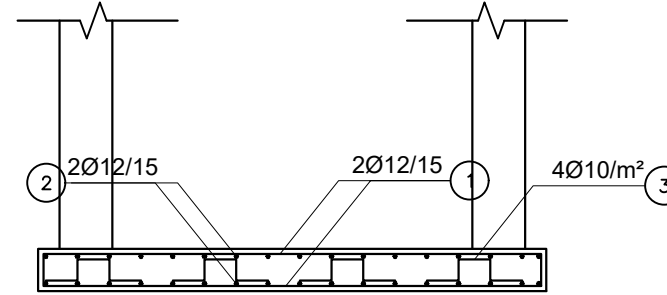
Rishikuar	Date	Pergatiti	Kontrolloi
		Emri... Firma...	Emri... Firma...
		Ing. B. Dedja	
		Ing. E. Teodhori	
		Ing. B. Kalliqi	
		Ing. M. Ramlika	
		Ing. D. Troci	
Firma			Miratoi
Konsulent			
Kodi i vizatimit		Shkalla	Formati A 3
PK-1			1

PUSETA KOMANDUESE TIP(SH1:25)

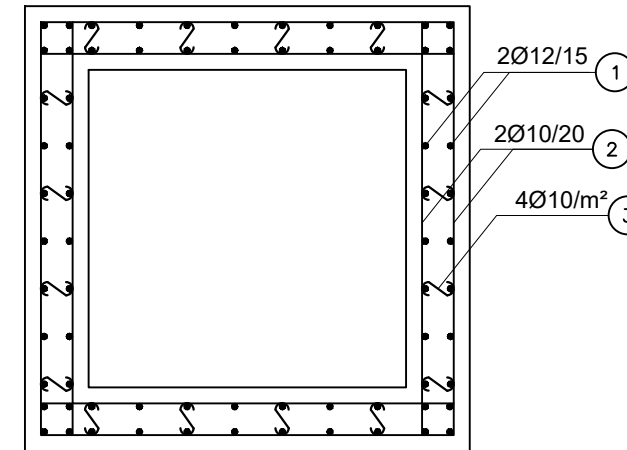
SEKSIONI a - a



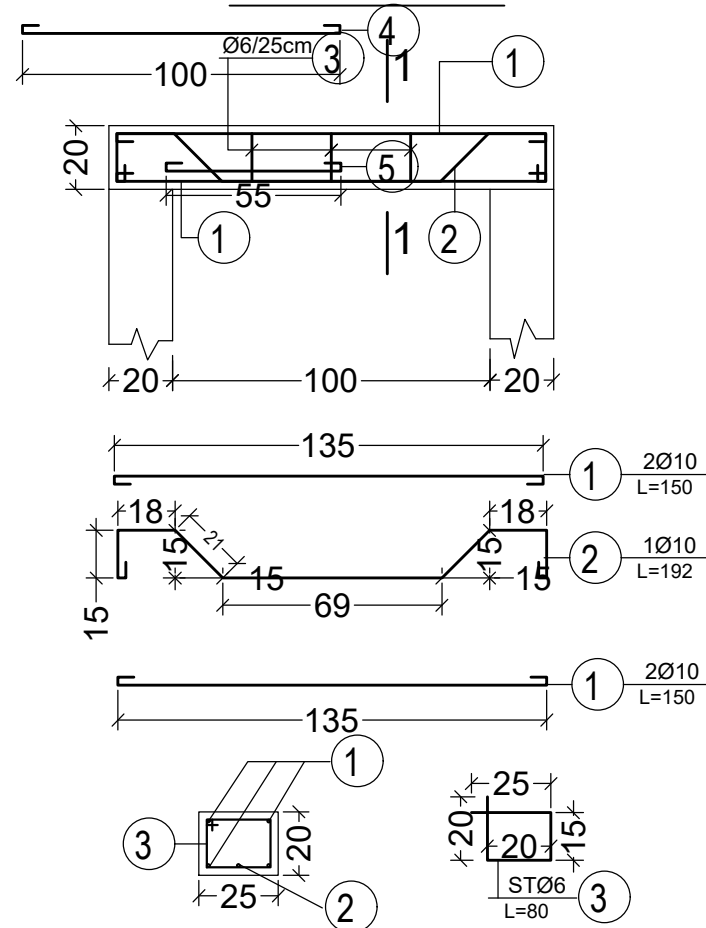
ARMIMI I PLLAKES SE POSHTEME SH 1:25



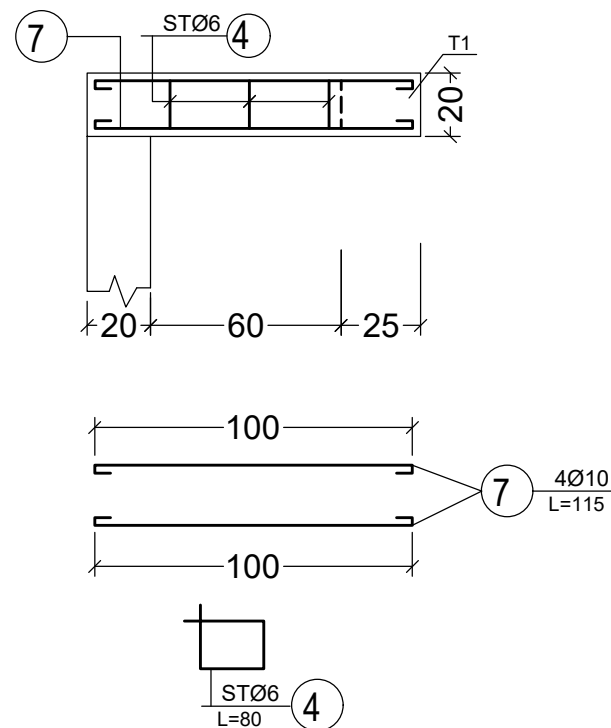
ARMIMI I MURIT SH. 1:25



TRAU "T-1"



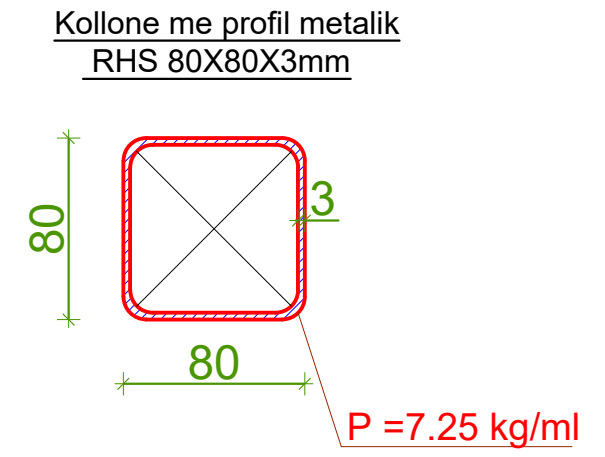
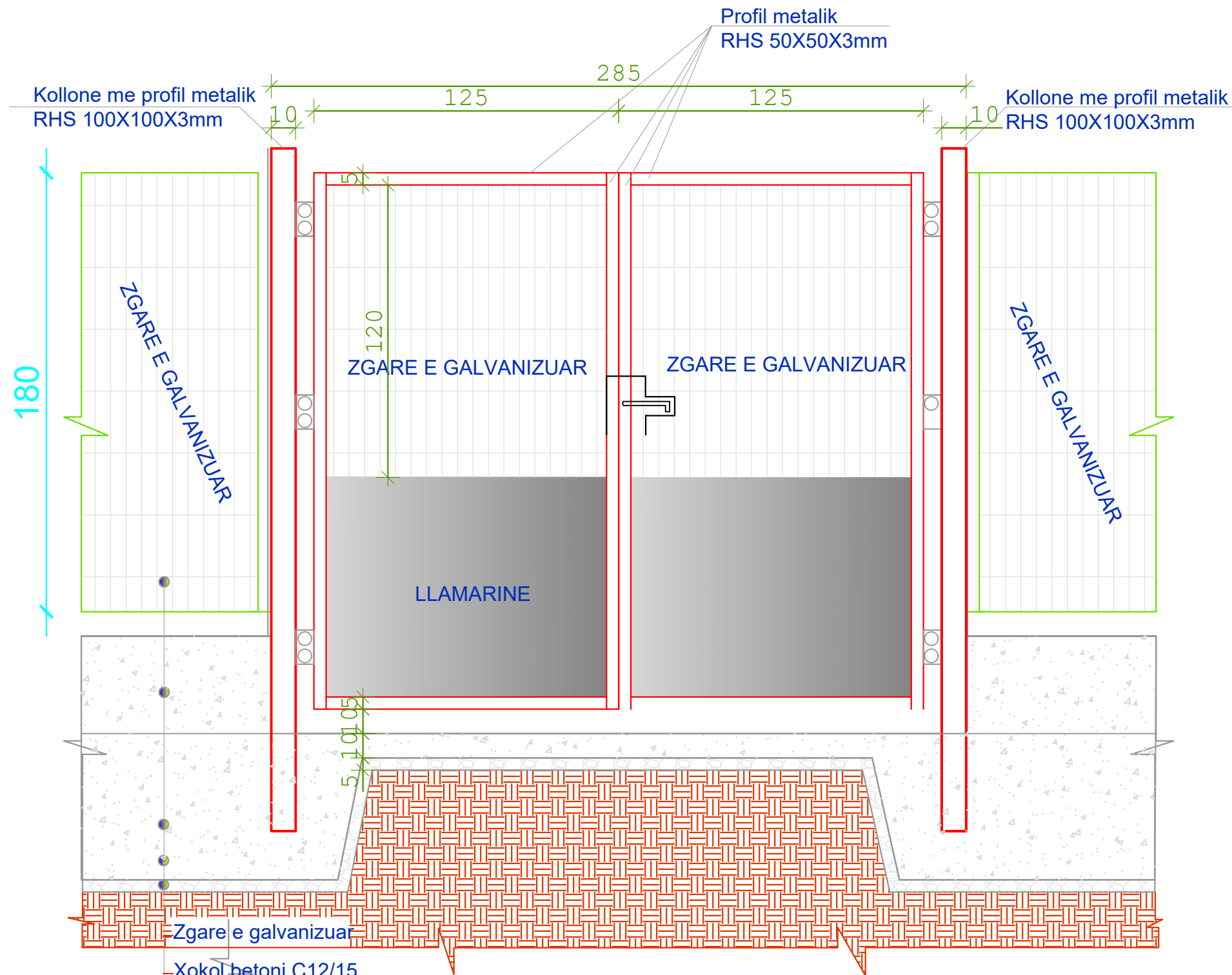
TRAU "T-2"



Shenim 1: per pozicionin e pusetes se shkarkuesit shiko profilat gjatesore

Shenim 2: Muret dhe themelet me nje armim prej 100kg/m3 beton C- 20

Investitor : Shoqëria Rajonale Ujësjellës Kanalizime Shkoder Sh.a			
Projekt Zbatimi: Ndërtimi i Ujësjellësit Bardhaj dhe Bledan Bashkia Shkoder			
PUSETA KOMANDUESE TIP			
ARMIMI I PUSETES SE KOMANDIMIT			
Rishikuar	Date	Pergatiti	Kontrolloi
		Emri... Firma...	Emri... Firma...
		Ing. B. Dedja	
		Ing. E. Teodhori	
		Ing. B. Kaliqi	
		Ing. M. Ramluka	
		Ing. D. Troci	
Final			Miratoi
Konsulent:		DERBI-E	
Kodi i vizatimit	Shkalla	Formati	A 3
PK-2			1

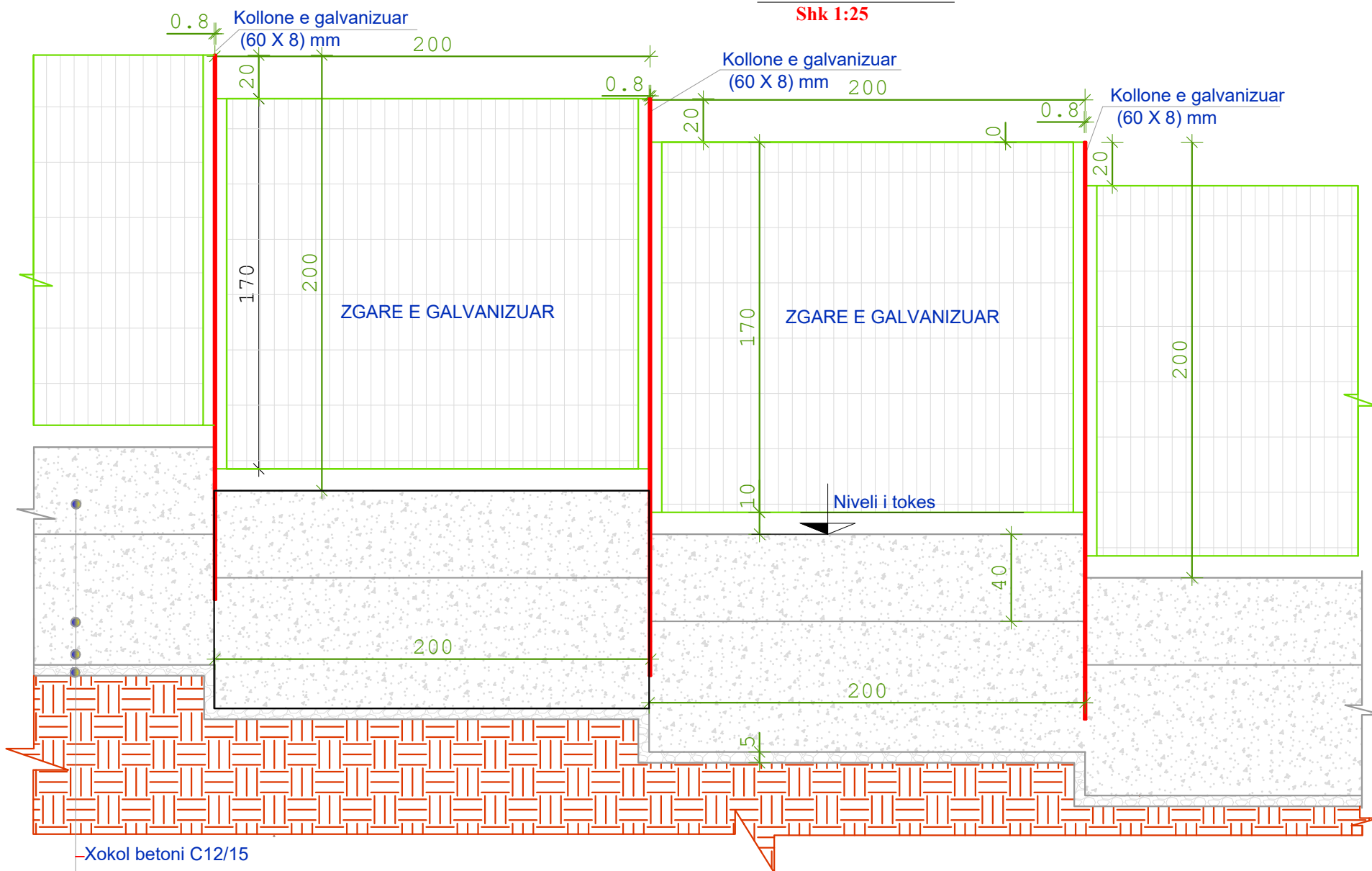


- Xokol betoni C12/15
- Themel betoni C12/15
- Shtrese Zhavorri t =5 cm
- Dhe

AUTOR PROJEKTI	PROJEKTUAR	FIRMA	LICENCE Nr	POROSITUR	SHKALLA	DATE
"DERBI-E" SHPK tel:00 355 67 20 57 534 email:derbie.studio@gmail.com	Ing. Hidroteknik Edmond Theodhori			BASHKIA VAU-DEJES	1:20	2022
	Ing. Konstruktor Bexhet Dedja			TITULLI I PROJEKTI:	KODI I VIZATIMIT	NUMRI FLETES
	Ing. Gjeodet Naim Domi			FURNIZIMI ME UJE TE PIJSHEM PER FSHATRAT PISTULL,PACRAM,SPATHAR	ST	003
	Ing. Elektrik Besnik Kaliqi			TITULLI I VIZATIMIT:		
	Ing. Mekanik Agim Domi			DEPO 150 M3 DHE PUSI I RI STANDARTE RRETHIMI		
	Ing. Preventivues Laurent Dedja					

PRERJE GJATESORE

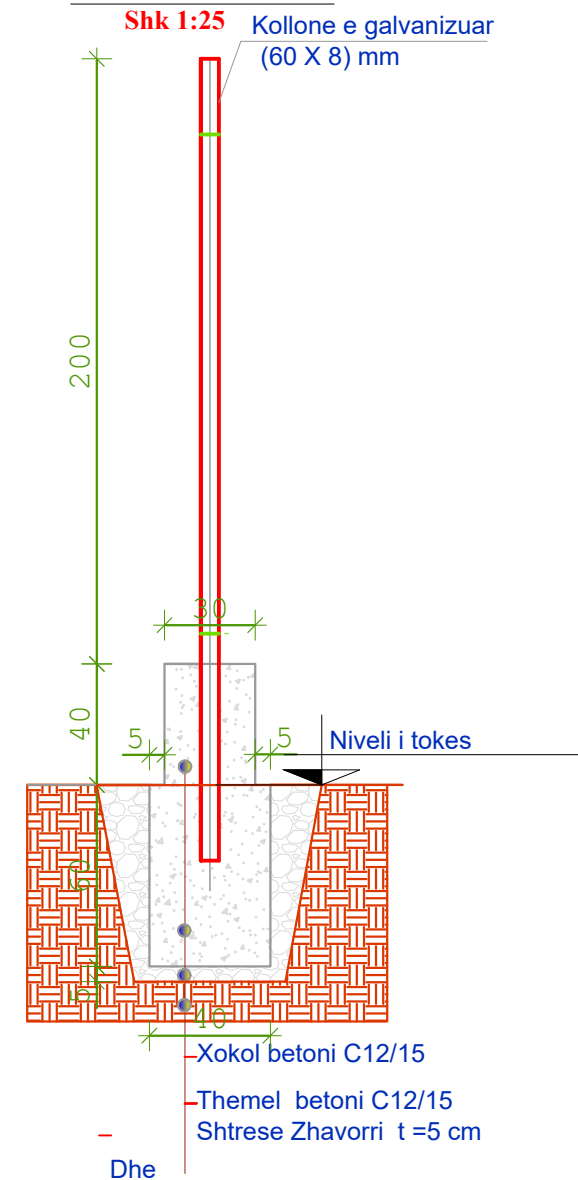
Shk 1:25



- Xokol betoni C12/15
- Themel betoni C12/15
- Shtrese Zhavorri t =5 cm
- Dhe

PRERJE TERTHORE

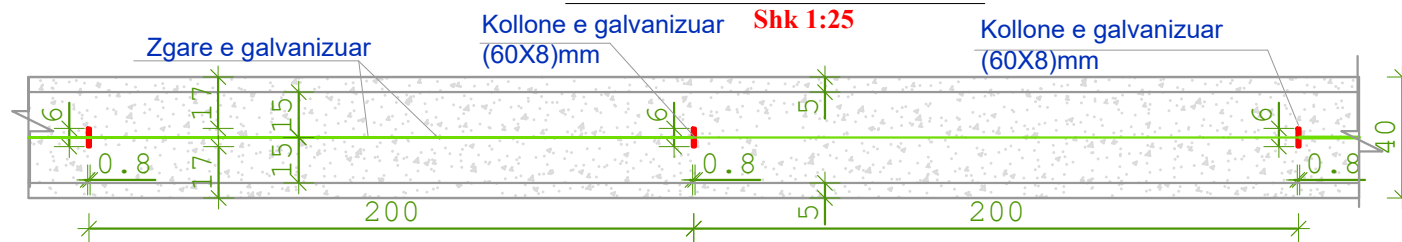
Shk 1:25



- Xokol betoni C12/15
- Themel betoni C12/15
- Shtrese Zhavorri t =5 cm
- Dhe

DETAJI I RRETHIMIT NE PLAN

Shk 1:25



AUTOR PROJEKTI

"DERBI-E" SHPK

tel:00 355 67 20 57 534
email:derbie.studio@gmail.com

PROJEKTUAR

Ing. Hidroteknik Edmond Theodhori
Ing. Konstruktor Bexhet Dedja
Ing. Gjeodet Naim Domi
Ing. Elektrik Besnik Kaliqi
Ing. Mekanik Agim Domi
Ing. Preventivues Laurent Dedja

FIRMA

LICENCE Nr

POROSITUR

BASHKIA VAU-DEJES
TITULLI I P R O J E K T I T:
FURNIZIMI ME UJE TE PIJSHEM PER FSHATRAT PISTULL,PACRAM,SPATHAR
TITULLI I VIZATIMIT:
DEPO 150 M3 DHE PUSI I RI STANDARTE RRETHIMI

SHKALLA

1:25

KODI I VIZATIMIT

ST

DATE

2022

NUMRI FLETES

004