1	2	3	4	5	6	7	8

REFERENCE DRAWINGS

DRAWING TITLE	DRAWING N°
Symbol for Electrical Diagrams	BEB-SYM-04-000
RS1 Reservoir-Electrical Layout	BEB-RS1-04-200
RS1 RS2 Reservoir-Transformer station panel	BEB-RS1-04-221

No Rev	DESCRIPTION	DATE	Dwn	Chd	App
2	CHANGES REVIEW	18-11-2025	N.M.		
1	CHANGES AS-BUILT	10-4-2003	M.C.	P.B.	A.B.
0	APPROVED AS PER AN 0245	1-6-2001	MEB	F.L.	A.B.
A	FIRST ISSUE	23-4-2001	MEB	F.L.	A.B.

REVISIONS

Employer

REPUBLIC OF ALBANIA
WATER SUPPLY AND
SEWERAGE ENTERPRISE OF KORÇA

Engineer's Approval

Approved by:

Checked by:

Drawn by:

Scale /

Project

KORÇA WATER SUPPLY AND
SEWERAGE PROJECT

Title

RS1 RESERVOIR
POWER AND CONTROL PANEL
LVS 05 13 01
WIRING DIAGRAM

DRAWING No.

BEB RS1 04 220

QUESTO DISEGNO E' ESCLUSIVA PROPRIETA'
DELLA SOCIETA' M.E.B. Engineering s.r.l.,
NE E' VIETATA LA DUPLICAZIONE
E LA DIFFUSIONE SENZA SUA AUTORIZZAZIONE
SCRITTA AI SENSI E PER GLI EFFETTI
DELL'ART. 2578 C.C.

Titolo / Title: COVER PAGE

Machine No / Fan Type | Commessa / Job

Data / Date: 23-4-2001

Disegnatore / Drawn:

Dis. n° / Dwg. n°: 220

Pg. n° / Sh. n°: 1 of 46

NIKOLIN MEÇALLI PF
NIPT: K91312001J
Tel.: 0696062118

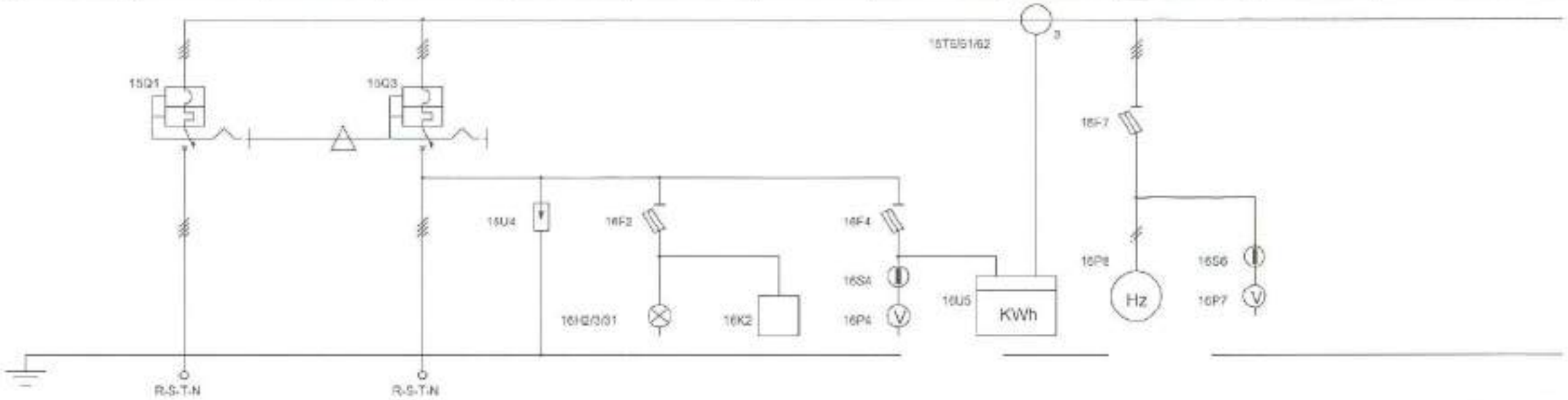

1	CUBICLE													
2	ITEM		0A		0B									
3	SERVICE		TO WALL SOCK		MAIN FROM	SURGE	POWER	POWER ON	VOLT	ENERGY	FREQUENCY	VOLT		
4			FROM MOB EMG		LVS 06-00-01	ARRESTER	ON	RELAY	METER	METER	METER	METER		
5	POWER/CURRENT	(KVA/A)	50/72		50/72									
6	ON LOAD SWITCH	TYPE/POLES												
7		In												
8	CIRCUIT BRAKER	TYPE/POLES	4		4									
9		RELAY TYPE	60		60									
10		RELAY SETTING RANGE	64..80		64..80									
11	AUX. CIRCUIT	TYPE/POLES												
12	BRAKER	RELAY TYPE												
13	AUX. FUSES	BASE					3+Nx10x38		3+Nx10x38		3+Nx10x38			
14		FUSES					1A		1A		1A			
15	CURRENT TRANF	TYPE/RATIO								100/5A				
16	(METERING)	BURDEN-CLASS								0.5				
17	AMMETER	(TYPE/SCALE)												
18	POTENTIAL	TYPE/RATIO												
19	TRANSFORMER	BURDEN-CLASS												
20	VOLTMETER	(TYPE/SCALE)												
21	TRANSDUCER													
22	SYNCHRONIZING RELAY													
23	OVERCURRENT	TYPE												
24	RELAY													
25	CONTACTOR	TYPE												
26														
27	OVERLOAD RELAY	TYPE												
28		SETTING RANGE												
29	TRANSFORMER	TYPE/RATIO												
30		BURDEN-CLASS												
31	TERMINALS		25		25									
32	POWER CABLE	MARK	P6002		P6001									
33		SIZE/LEGHT (sqmm/m)	16		16									
34	CONTROL CABLE	MARK												
35		SIZE (sqmm)												
36	INTERNAL POWER CONNECTION	(sqmm)												
37	SCHEMATIC DIAGRAM	(SHEET)												

QUESTO DISEGNO E' ESCLUSIVA PROPRIETA'
DELLA SOCIETA' M.E.B. Engineering s.r.l.,
NE E' VIETATA LA DUPLICAZIONE
E LA DIFFUSIONE SENZA SUA AUTORIZZAZIONE
SCRITTA AI SENSI E PER GLI EFFETTI
DELL'ART. 2578 C.C.

Titolo / Title: SINGLE LINE DIAGRAM

Data / Date: 10-4-2003

Disegnatore / Drawn:

Dis. n° / Dwg. n°: 27C002

Pg. n°: 10

Sh. n°:

NIKOLIN MEHILLIPPF
NIPT: K91415019I
Tel. 0696062112

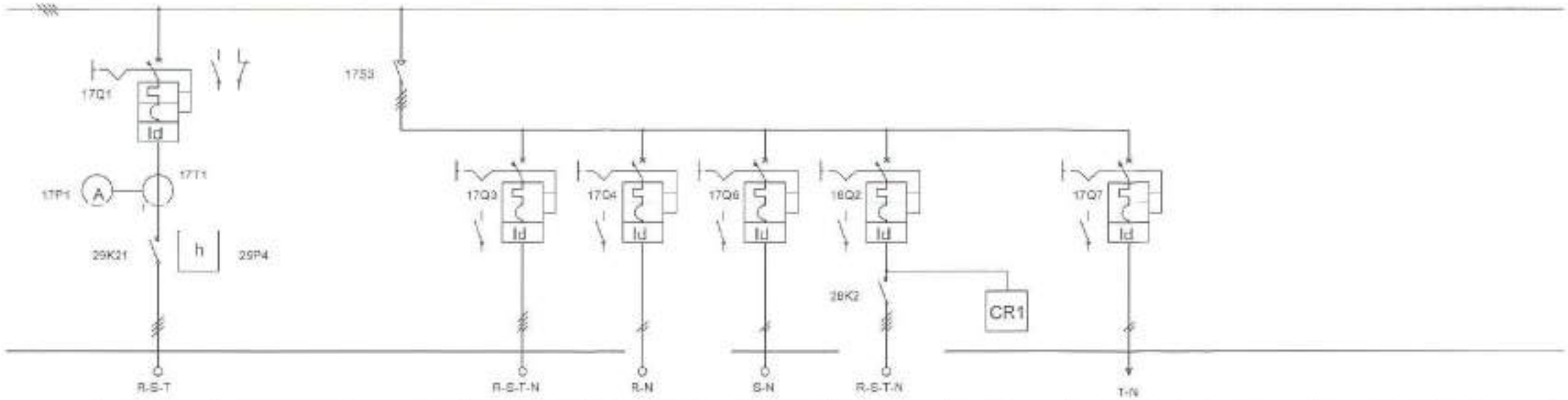

1	CUBICLE													
2	ITEM		1			2	3	4	5		6			
3	SERVICE		SUMP PUMP		MAIN	SOKET	SOKET	INTERNAL	OUTDOOR	CREPUSCOLAR	CABINET			
4			PUM-05-13-01			OUTLET	OUTLET	LIGHTING	LIGHTING		HEATER			
5	POWER/CURRENT	(KVA/A)	0,66/1,6											
6	ON LOAD SWITCH	TYPE/POLES			4									
7		In			32									
8	CIRCUIT BRAKER	TYPE/POLES	3			4	2	2	4		2			
9		RELAY TYPE	4											
10		RELAY SETTING RANGE				16-C-0,03	16-C-0,03	10-C-0,03	16-C-0,03		1-C-0,03			
11	AUX. CIRCUIT	TYPE/POLES												
12	BRAKER	RELAY TYPE												
13	AUX. FUSES	BASE												
14		FUSES												
15	CURRENT TRANF.	TYPE/RATIO												
16	(METERING)	BURDEN-CLASS												
17	AMMETER	(TYPE/SCALE)												
18	POTENTIAL	TYPE/RATIO												
19	TRANSFORMER	BURDEN-CLASS												
20	VOLTMETER	(TYPE/SCALE)												
21	TRANSDUCER													
22	SYNCHRONIZING RELAY													
23	OVERCURRENT	TYPE												
24	RELAY													
25	CONTACTOR	TYPE	3											
26			AC3											
27	OVERLOAD RELAY	TYPE												
28		SETTING RANGE												
29	TRANSFORMER	TYPE/RATIO												
30		BURDEN-CLASS												
31	TERMINALS		4			4	4	4	4	2,5				
32	POWER CABLE	MARK	P0003			P0004	P0005	L0001	L0002					
33		SIZE/LEGHT (sqmm/m)	2,5			2,5	2,5	2,5	2,5					
34	CONTROL CABLE	MARK	B0006/B0007							C0001				
35		SIZE (sqmm)	1,5							1,5				
36	INTERNAL POWER CONNECTION	(sqmm)												
37	SCHEMATIC DIAGRAM	(SHEET)												

10

QUESTO DISEGNO E' ESCLUSIVA PROPRIETA'
DELLA SOCIETA' M.E.B. Engineering s.r.l.,
NE E' VIETATA LA DUPLICAZIONE
E LA DIFFUSIONE SENZA SUA AUTORIZZAZIONE
SCRITTA AI SENSI E PER GLI EFFETTI
DELL'ART.2576 C.C.

Titolo / Title: SINGLE LINE DIAGRAM

Macchina tipo / Part Type

Commessa / Job

Data / Date: 10-4-2003

Disegnatore / Drawn:

Dis. n° / Dwg. n°: 27C0

Pg. n° / Sh. n°:

NIKOLIKOMELLI PF
NPI: 19187500091
Tel.: 0696062118

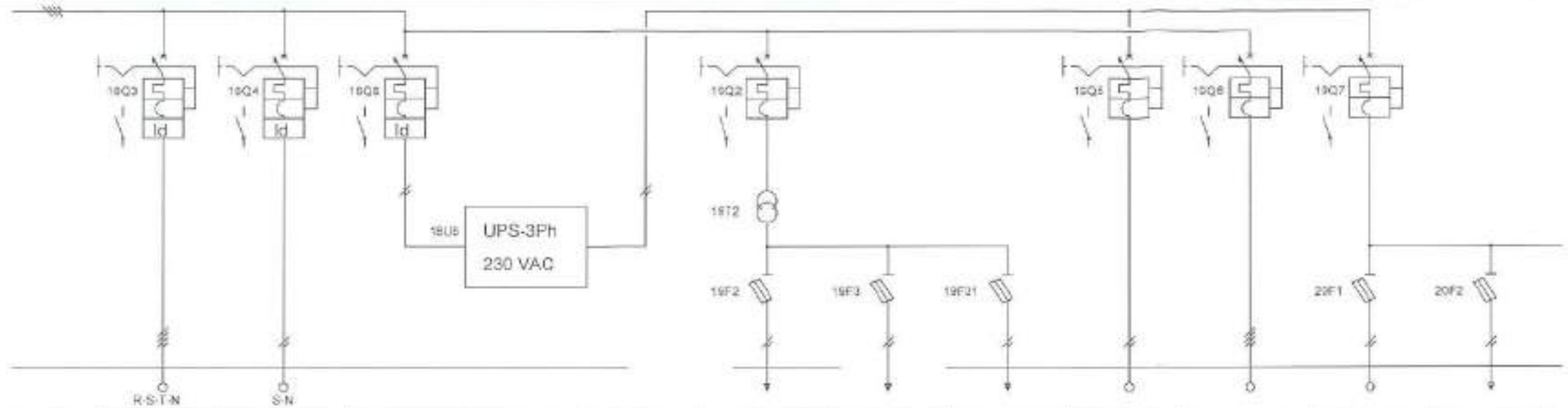

1	CUBICLE													
2	ITEM		7	8	9	10		11	12	13	14	15	16	17
3	SERVICE		SPARE	SPARE	UPS	UPS		48 Vac AUX	SPARE	24 Vac AUX FOR UPS	PLC/MODEM	MOV 08-10-01	FT051301	FI051301
4														
5	POWER/CURRENT	(KVA/A)				8/16		0,8/1,3						
6	ON LOAD SWITCH	TYPE/POLES												
7		In												
8	CIRCUIT BRAKER	TYPE/POLES	4	2	4	3		2			2	2	2	
9		RELAY TYPE												
10		RELAY SETTING RANGE	16-C-0,03	16-C-0,03	20-C-0,03			4-C			6-C	6-C	1-C	
11	AUX. CIRCUIT	TYPE/POLES												
12	BRAKER	RELAY TYPE												
13	AUX. FUSES	BASE						2x10x38	2x10x38	2x10x38			2x10x38	2x10x38
14		FUSES						4Agl	4Agl	1Agl			1Agl	1Agl
15	CURRENT TRANF	TYPE/RATIO												
16	(METERING)	BURDEN-CLASS												
17	AMMETER	(TYPE/SCALE)												
18	POTENTIAL	TYPE/RATIO												
19	TRANSFORMER	BURDEN-CLASS												
20	VOLTMETER	(TYPE/SCALE)												
21	TRANSDUCER													
22	SYNCHRONIZING RELAY													
23	OVERCURRENT	TYPE												
24	RELAY													
25	CONTACTOR	TYPE												
26														
27	OVERLOAD RELAY	TYPE												
28		SETTING RANGE												
29	TRANSFORMER	TYPE/RATIO												
30		BURDEN-CLASS												
31	TERMINALS													
32	POWER CABLE	MARK										P6006	P6007	
33		SIZE/LEGHT (sqmm/m)										1,5	1,5	
34	CONTROL CABLE	MARK										C6002	I6001	
35		SIZE (sqmm)										12x1,5	2x1,5+SH	
36	INTERNAL POWER CONNECTION	(sqmm)												
37	SCHEMATIC DIAGRAM	(SHEET)												

11

QUESTO DISEGNO E' ESCLUSIVA PROPRIETA'
DELLA SOCIETA' M.E.B. Engineering s.r.l.,
NE E' VIETATA LA DUPLICAZIONE
E LA DIFFUSIONE SENZA SUA AUTORIZZAZIONE
SCRITTA AI SENSI E PER GLI EFFETTI
DELL'ART.2576 C.C.

Titolo / Title: SINGLE LINE DIAGRAM

Data / Date: 10-4-2003

Dis. n° / Dwg. n°: 27C002

Disegnatore / Drawn:

Pg. n° / Sh. n°:

V2 NIKOLIN MEHILLI PF
MPT-KETS 50091
Tel.: 0696062118

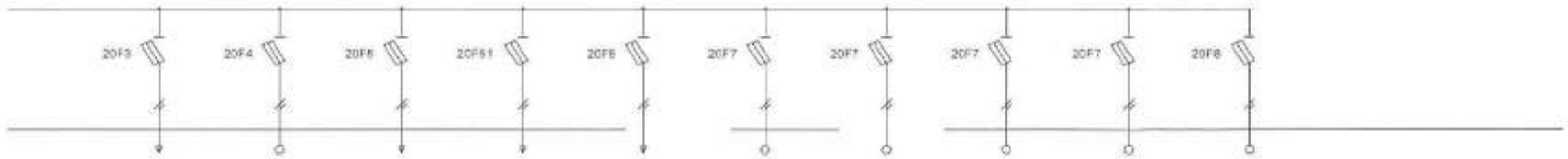

1	CUBICLE													
2	ITEM		18	19	20	21	22	23	24	25	26	27		
3	SERVICE		FQ061301	FT061302	FI061302	FQ061302	FP061302	LT061301	LT061302	SPARE	SPARE	SPARE		
4														
5	POWER/CURRENT	(KVA/A)												
6	ON LOAD SWITCH	TYPE/POLES												
7		In												
8	CIRCUIT BRAKER	TYPE/POLES												
9		RELAY TYPE												
10		RELAY SETTING RANGE												
11	AUX. CIRCUIT	TYPE/POLES												
12	BRAKER	RELAY TYPE												
13	AUX. FUSES	BASE	2x10x38	2x10x38	2x10x38	2x10x38	2x10x38	2x10x38	2x10x38	2x10x38	2x10x38	2x10x38		
14		FUSES	1Agl	1Agl	1Agl	1Agl	1Agl	1Agl	1Agl	1Agl	1Agl	1Agl		
15	CURRENT TRANF	TYPE/RATIO												
16	(METERING)	BURDEN-CLASS												
17	AMMETER	(TYPE/SCALE)												
18	POTENTIAL	TYPE/RATIO												
19	TRANSFORMER	BURDEN-CLASS												
20	VOLTMETER	(TYPE/SCALE)												
21	TRANSDUCER													
22	SYNCHRONIZING RELAY													
23	OVERCURRENT	TYPE												
24	RELAY													
25	CONTACTOR	TYPE												
26														
27	OVERLOAD RELAY	TYPE												
28		SETTING RANGE												
29	TRANSFORMER	TYPE/RATIO												
30		BURDEN-CLASS												
31	TERMINALS													
32	POWER CABLE	MARK		P6008				P6009	P6010					
33		SIZE/LEGHT (sqmm/m)		1,5				1,5	1,5					
34	CONTROL CABLE	MARK		I6002				I6003	I6004					
35		SIZE (sqmm)		2x1,5+SH				2x1,5+SH	2x1,5+SH					
36	INTERNAL POWER CONNECTION	(sqmm)												
37	SCHEMATIC DIAGRAM	(SHEET)												

12

QUESTO DISEGNO E' ESCLUSIVA PROPRIETA'
DELLA SOCIETA' M.E.B. Engineering s.r.l.,
NE E' VIETATA LA DUPLICAZIONE
E LA DIFFUSIONE SENZA SUA AUTORIZZAZIONE
SCRITTA AI SENSI E PER GLI EFFETTI
DELL'ART.2578 C.C.

Titolo / Title: SINGLE LINE DIAGRAM

Data / Date: 10-4-2003

Disegnatore / Drawn:

Dis. n° / Dwg. n°: 27 / 22

Pg. n° / Sh. n°: 13 / 14 di / of 45

NIKOLIN MICHELI LIPF
NIPT: K21815009L
Tel.: 0696062118

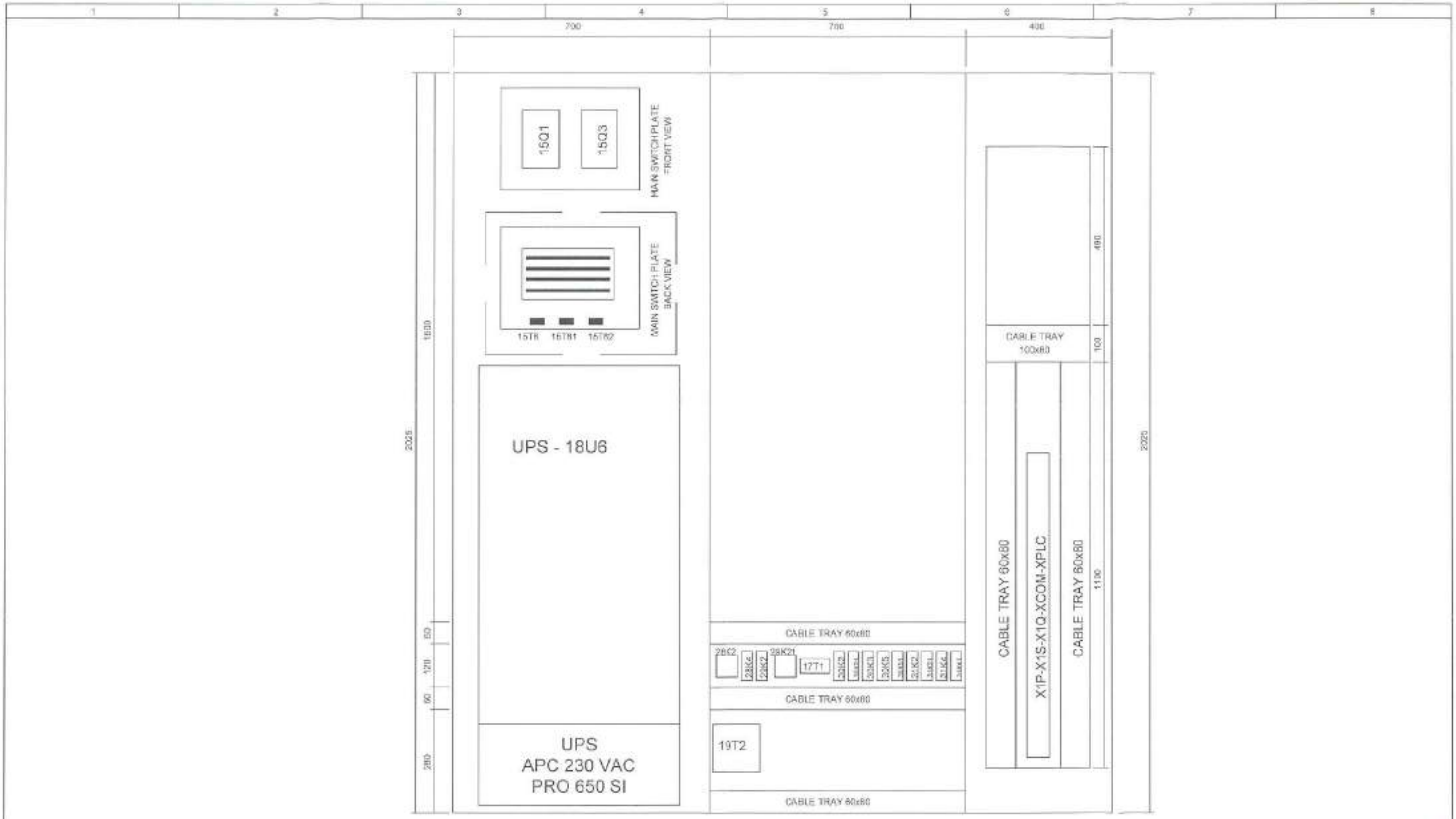

INTERNAL PLANIMETRY VIEW

QUESTO DISEGNO E' ESCLUSIVA PROPRIETA'
DELLA SOCIETA' M.E.B. Engineering s.r.l.,
NE E' VIETATA LA DUPLICAZIONE
E LA DIFFUSIONE SENZA SUA AUTORIZZAZIONE
SCRITTA AI SENSI E PER GLI EFFETTI
DELL'ART.2576 C.C.

Titolo / Title	INTERNAL PLANIMETRY VIEW	Data : / Date : 10-4-2003	Dis. n° : / Dwg. n° : 27-0002
		Disegnatore : / Drawn :	Pg. n° : 6 / Sh. n° : 46

NIKOLOV MEHILLI PF
NIPK: 6781150091
Tel.: 0696002116

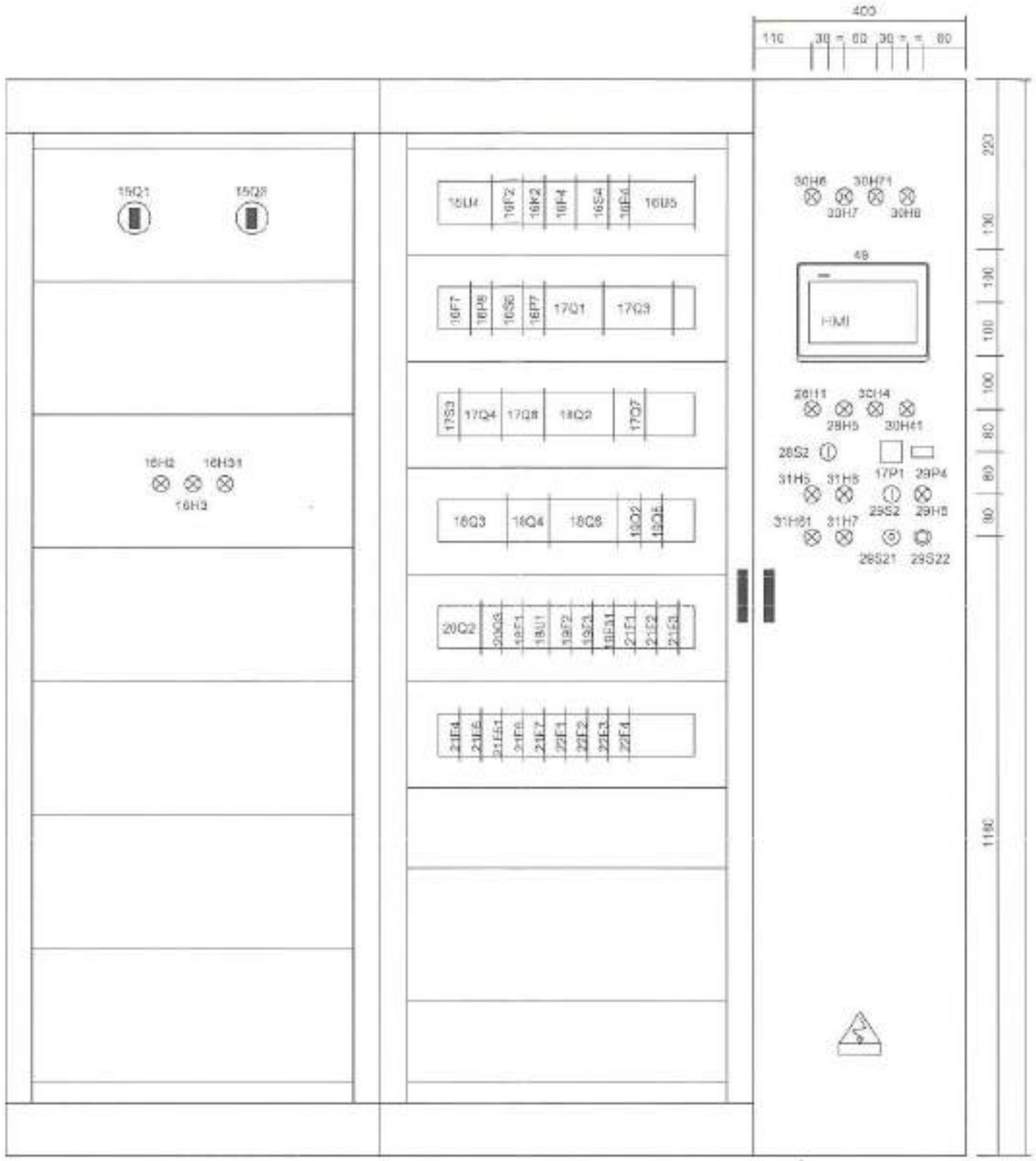

EXTERNAL PLANIMETRY VIEW

QUESTO DISEGNO E' ESCLUSIVA PROPRIETA'
DELLA SOCIETA' M.E.B. Engineering s.r.l.,
NE E' VIETATA LA DUPLICAZIONE
E LA DIFFUSIONE SENZA SUA AUTORIZZAZIONE
SCRITTA AI SENSI E PER GLI EFFETTI
DELL'ART.2578 C.C.

Titolo / Title: EXTERNAL PLANIMETRY VIEW	Data / Date: 10-4-2003	Dis. n° / Dwg. n°: 1003	
Macchina Spa / Plan Type	Disegnatore / Drawn:	Pg. n° / Sh. n°: 46 of 46	
Commessa / Job			

NIKOLINI MEHILLI PF
P.IVA: 02815500911
Tel.: 0696062118

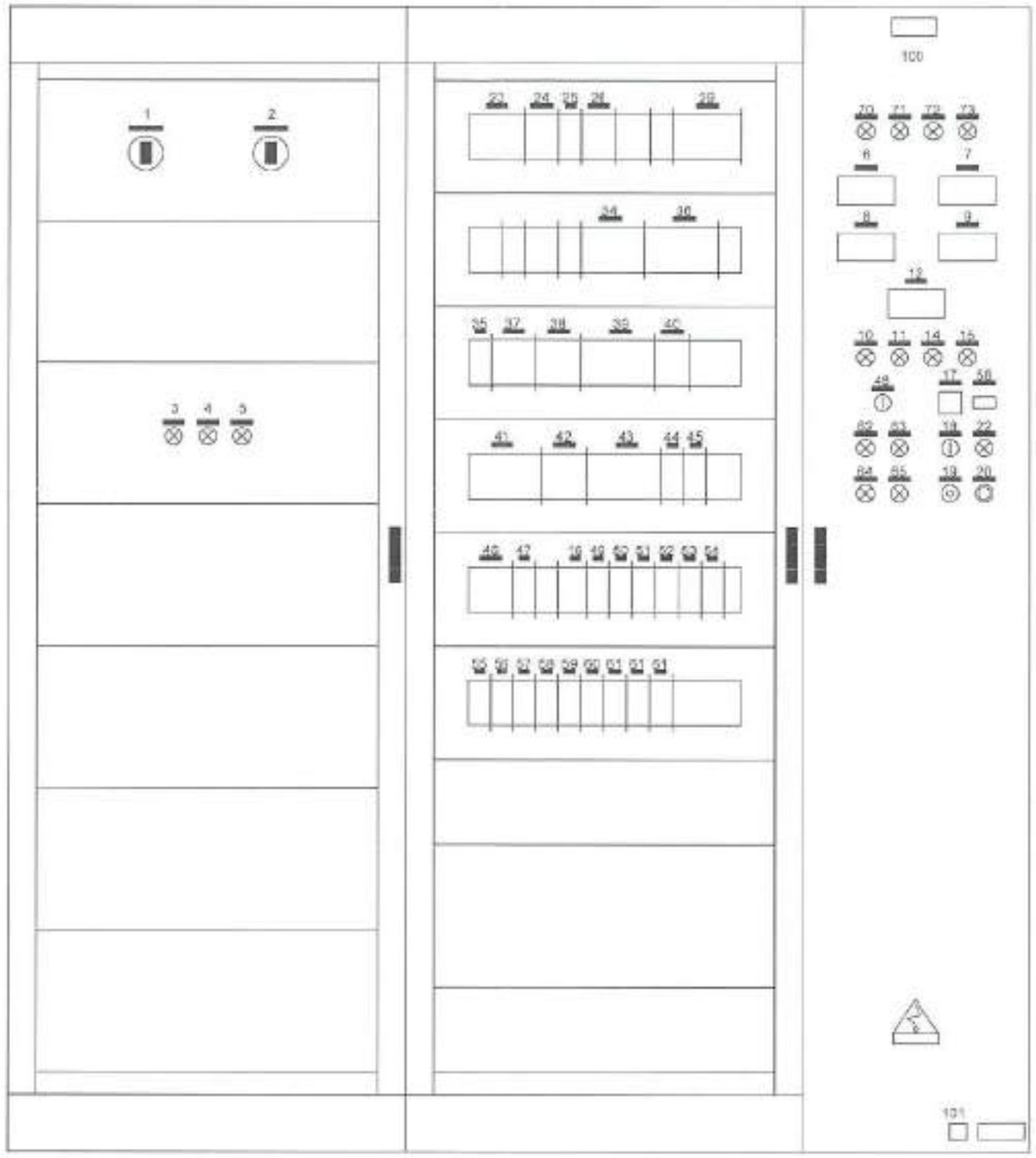

NAMEPLATES POSITIONS

QUESTO DISEGNO E' ESCLUSIVA PROPRIETA'
DELLA SOCIETA' M.E.B. Engineering s.r.l.,
NE E' VIETATA LA DUPLICAZIONE
E LA DIFFUSIONE SENZA SUA AUTORIZZAZIONE
SCRITTA AI SENSI E PER GLI EFFETTI
DELL'ART.2578 C.C

Titolo / Title: NAMEPLATES POSITION	Data / Date: 10-4-2003	Dis. nº / Dwg. nº: 27[illegible]	
Macchina tipo / Plant Type	Commessa / Job	Disegnatore / Drawn:	Pg. nº / Sh. nº: [illegible] / 46

NIKOLLI ELEKTRIKI PF
NIPT: K91814009I
Tel: 0696062118

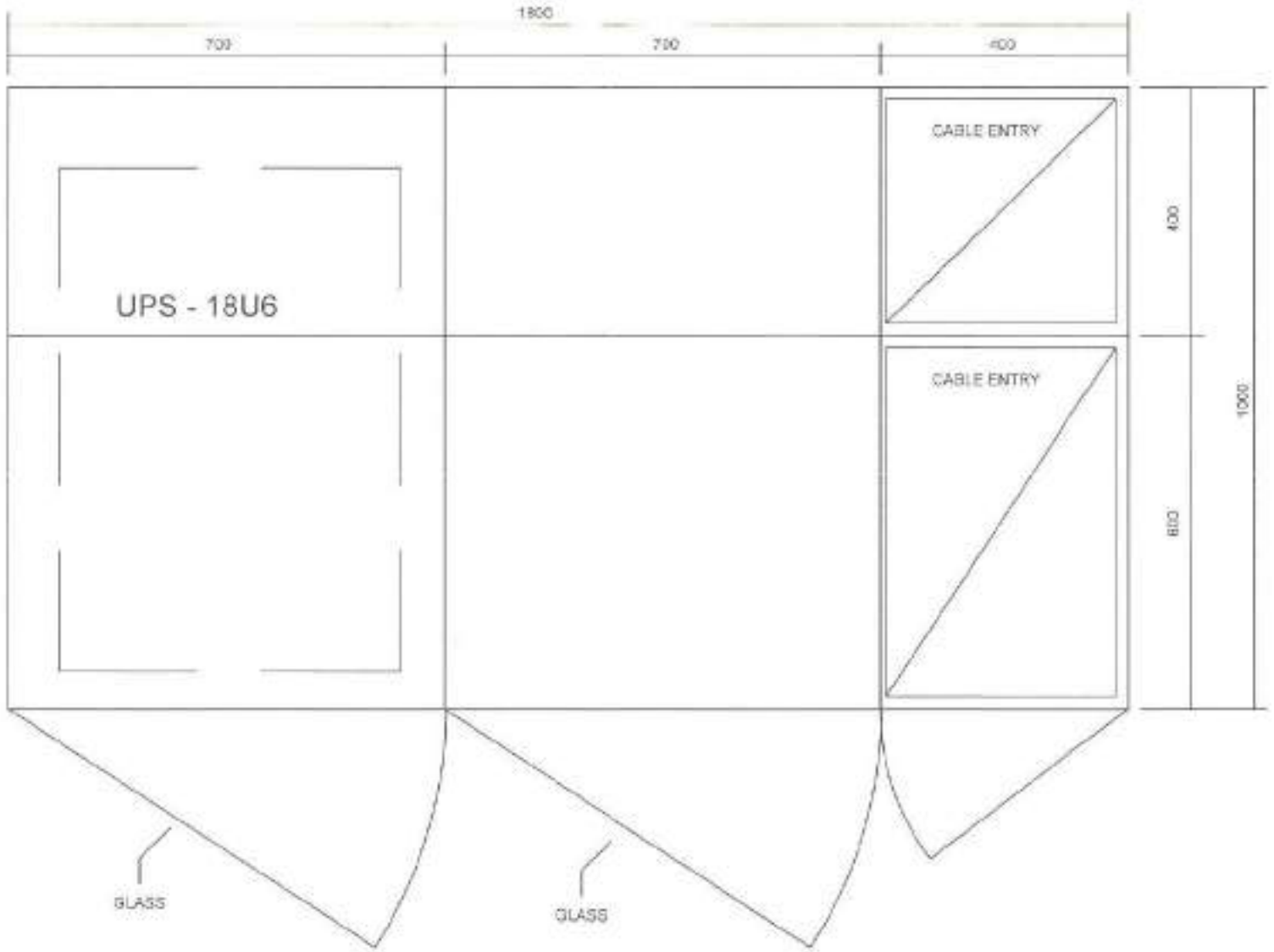

PLANT VIEW

QUESTO DISEGNO D' ESCLUSIVA PROPRIETA'
DELLA SOCIETA' M.E.S. Engineering s.r.l.,
NE E' VIETATA LA DUPLICAZIONE
E LA DIFFUSIONE SENZA SUA AUTORIZZAZIONE
SCRITTA AI SENSI E PER GLI EFFETTI
DELL'ART 2576 C.C

Titolo / Title: CABINET PLAN VIEW	Data / Date: 10-4-2003	Dis. n° / Dwg. n°: 27[illegible]	
	Disegnatore / Drawn:	Pg. n° / Sh. n°: 46	
Plan Type	Job		

NIKOLIN MEHILLI PF
MPF: K98150091
Tel.: 0696082778

1	2	3	4	5	6	7	8

REFERENCE DRAWINGS	
DRAWING TITLE	DRAWING N°
Symbol for Electrical Diagrams	BEB-SYM-04-000
RS2 Reservoir-Electrical Layout	BEB-RS2-04-250
RS1/RS2 Transformer station panel	BEB-RS1-04-201

2	CHANGES REVIEW	18-11-2025	N.M.		
1	CHANGES AS-BUILT	10-4-2003	M.C.	P.B.	A.B.
0	APPROVED AS PER AN 0245	1-6-2001	MEB	F.L.	A.B.
A	FIRST ISSUE	23-4-2001	MEB	F.L.	A.B.
No Rev	DESCRIPTION	DATE	Dwn	Chd	App

REVISIONS

Employer
REPUBLIC OF ALBANIA
WATER SUPPLY AND
SEWERAGE ENTERPRISE OF KORÇA

Engineer's Approval

Approved by:

Checked by:

Drawn by:

Scale
/

Project
KORÇA WATER SUPPLY AND
SEWERAGE PROJECT

Title
RS2 RESERVOIR
POWER AND CONTROL PANEL
LVS 05 14 01
WIRING DIAGRAM

DRAWING No.
BEB-RS2-04-270

QUESTO DISEGNO E' ESCLUSIVA PROPRIETA'
DELLA SOCIETA' M.E.B. Engineering s.r.l.,
NE E' VIETATA LA DUPLICAZIONE
E LA DIFFUSIONE SENZA SUA AUTORIZZAZIONE
SCRITTA AI SENSI E PER GLI EFFETTI
DELL'ART.2576 C.C.

Titolo / Title: COVER PAGE

Data / Date: 23-4-2001

Disegnatore / Drawn:

Dis. n° / Dwg. n°: 270 / BEB-RS2-04-270

Pg. n° / Sh. n°: 1 of 45

NIKOLIN MEHILLI PF
NIPT: K97815009F
Tel.: 0696062116

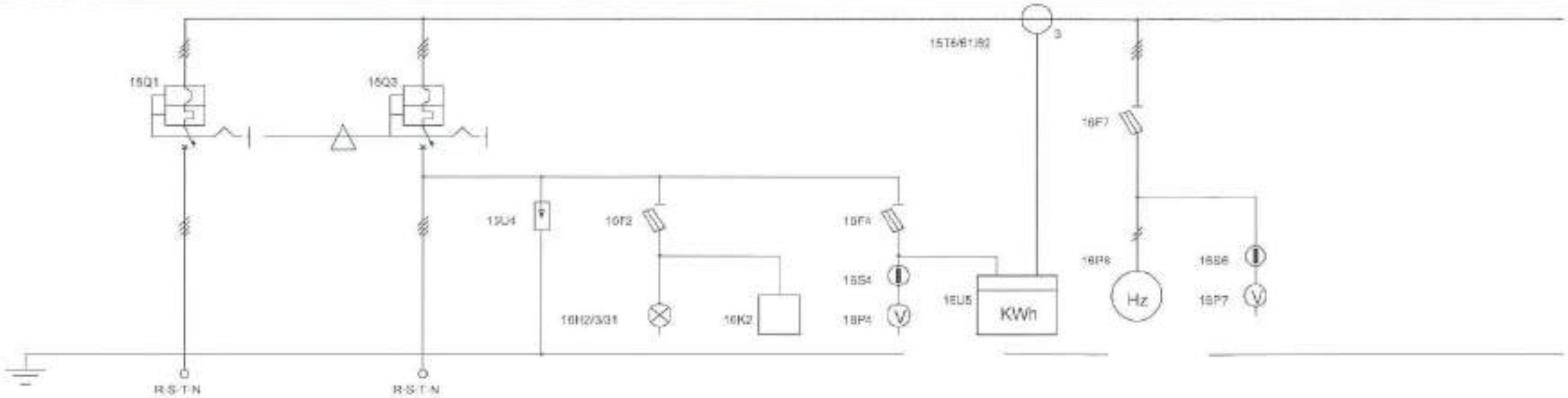

1	CUBICLE													
2	ITEM		0A		0B									
3	SERVICE		MAIN FROM		MAIN FROM	SURGE	POWER	POWER ON	VOLT	ENERGY	FREQUENCY	VOLT		
4			EMC		LVS 05-00-01	ARRESTER	ON	RELAY	METER	METER	METER	METER		
5	POWER/CURRENT	(KVA/A)	50/72		50/72									
6	ON LOAD SWITCH	TYPE/POLES												
7		In												
8	CIRCUIT BRAKER	TYPE/POLES	4		4									
9		RELAY TYPE	80		80									
10		RELAY SETTING RANGE	64..80		64..80									
11	AUX. CIRCUIT	TYPE/POLES												
12	BRAKER	RELAY TYPE												
13	AUX. FUSES	BASE					3+Nx10x38		3+Nx10x38		3+Nx10x38			
14		FUSES					1A		1A		1A			
15	CURRENT TRANF.	TYPE/RATIO								50/5A				
16	(METERING)	BURDEN-CLASS								0,5				
17	AMMETER	(TYPE/SCALE)												
18	POTENTIAL	TYPE/RATIO												
19	TRANSFORMER	BURDEN-CLASS												
20	VOLTMETER	(TYPE/SCALE)												
21	TRANSDUCER													
22	SYNCHRONIZING RELAY													
23	OVERCURRENT	TYPE												
24	RELAY													
25	CONTACTOR	TYPE												
26														
27	OVERLOAD RELAY	TYPE												
28		SETTING RANGE												
29	TRANSFORMER	TYPE/RATIO												
30		BURDEN-CLASS												
31	TERMINALS		25		26									
32	POWER CABLE	MARK	P7002		P7001									
33		SIZE/LEGHT (sqmm/m)	16		16									
34	CONTROL CABLE	MARK												
35		SIZE (sqmm)												
36	INTERNAL POWER CONNECTION	(sqmm)												
37	SCHEMATIC DIAGRAM	(SHEET)												

QUESTO DISEGNO E' ESCLUSIVA PROPRIETA'
DELLA SOCIETA' M.E.B. Engineering s.r.l.
NE E' VIETATA LA DUPLICAZIONE
E LA DIFFUSIONE SENZA SUA AUTORIZZAZIONE
SCRITTA AI SENSI E PER GLI EFFETTI
DELL'ART.2578 C.C.

Titolo / Title: SINGLE LINE DIAGRAM

Data / Date: 10-4-2003

Dis. n° / Dwg. n°: 27C003

Disegnatore / Drawn:

Pg. n° / Sh. n°: 10 di / of

NIKOLAI MICHILLI PE
Tel.: 0698662418

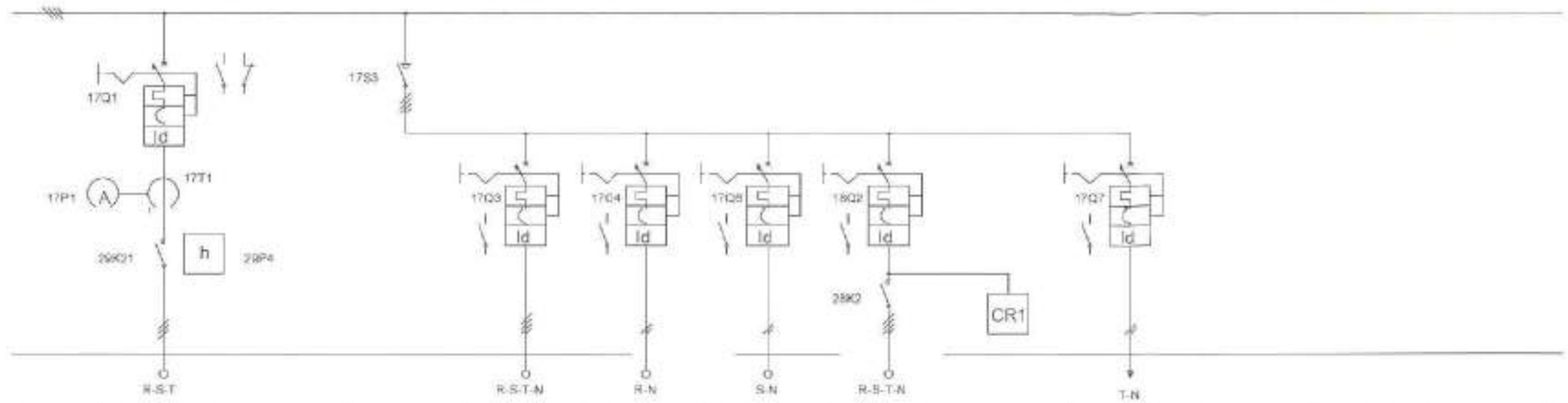

1	CUBICLE													
2	ITEM		1			2	3	4	5		6			
3	SERVICE		SUMP PUMP		MAIN	SOCKET	SOCKET	INTERNAL	OUTDOOR	CREPUSCOLAR	CABINET			
4			PUM-36-14-01			OUTLET	OUTLET	LIGHTING	LIGHTING		HEATER			
5	POWER/CURRENT	(KVA/A)	0,55/1,5											
6	ON LOAD SWITCH	TYPE/POLES			4									
7		In			32									
8	CIRCUIT BRAKER	TYPE/POLES	3			4	2	2	4		2			
9		RELAY TYPE	4											
10		RELAY SETTING RANGE				16-C-0,03	16-C-0,03	10-C-0,03	16-C-0,03		1-C-0,03			
11	AUX. CIRCUIT	TYPE/POLES												
12	BRAKER	RELAY TYPE												
13	AUX. FUSES	BASE												
14		FUSES												
15	CURRENT TRANF.	TYPE/RATIO												
16	(METERING)	BURDEN-CLASS												
17	AMMETER	(TYPE/SCALE)												
18	POTENTIAL	TYPE/RATIO												
19	TRANSFORMER	BURDEN-CLASS												
20	VOLTMETER	(TYPE/SCALE)												
21	TRANSDUCER													
22	SYNCHRONIZING RELAY													
23	OVERCURRENT	TYPE												
24	RELAY													
25	CONTACTOR	TYPE	3											
26			AC3											
27	OVERLOAD RELAY	TYPE												
28		SETTING RANGE												
29	TRANSFORMER	TYPE/RATIO												
30		BURDEN-CLASS												
31	TERMINALS		4			4	4	4	4	2,5				
32	POWER CABLE	MARK	P7003			P7004	P7006	L7001	L7002					
33		SIZE/LEGHT (sqmm/m)	4			2,5	2,5	2,5	2,5					
34	CONTROL CABLE	MARK	I7007/I7008							C7001				
35		SIZE (sqmm)								1,5				
36	INTERNAL POWER CONNECTION	(sqmm)												
37	SCHEMATIC DIAGRAM	(SHEET)												

10

QUESTO DISEGNO E' ESCLUSIVA PROPRIETA'
DELLA SOCIETA' M.E.B. Engineering s.r.l.,
NE E' VIETATA LA DUPLICAZIONE
E LA DIFFUSIONE SENZA SUA AUTORIZZAZIONE
SCRITTA AI SENSI E PER GLI EFFETTI
DELL'ART.2578 C.C.

Titolo / Title: SINGLE LINE DIAGRAM

Data / Date: 10-4-2003

Disegnatore / Drawn:

Dis. n° / Dwg. n°: 27003

Pg. n° / Sh. n°: 11 / 45

NIKOLIN MEHILLI PF
NIPT K19816009I
Tel. 0696062178

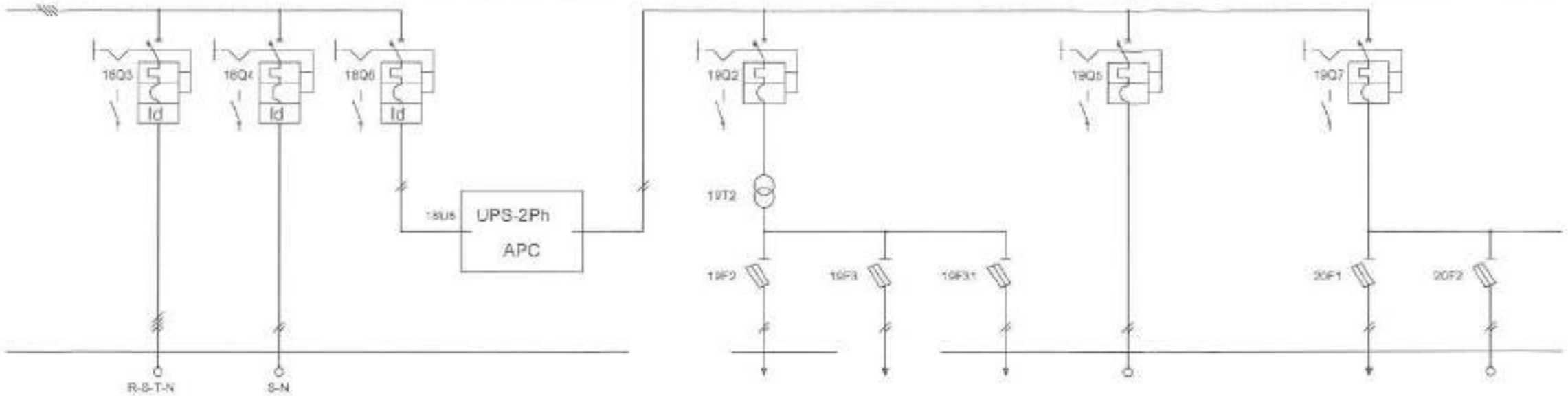

1	CUBICLE													
2	ITEM		7	8	9	10		11	12	13	14		15	16
3	SERVICE		SPARE	SPARE	UPS	UPS		48 Vac AUX	SPARE	24 Vac AUX FOR UPS	PLC/MODEM		PI051401	LT051401
4														
5	POWER/CURRENT	(KVA/A)				1,4/6		0,8/1,6						
6	ON LOAD SWITCH	TYPE/POLES												
7		In												
8	CIRCUIT BRAKER	TYPE/POLES	4	2	2	2		2			2		2	
9		RELAY TYPE												
10		RELAY SETTING RANGE	16-C-0,03	16-C-0,03	10-C-0,03			4-C			8-C		1-C	
11	AUX. CIRCUIT	TYPE/POLES												
12	BRAKER	RELAY TYPE												
13	AUX. FUSES	BASE						2x10x38	2x10x38	2x10x38			2x10x38	2x10x38
14		FUSES						4Agl	4Agl	1Agl			1Agl	1Agl
15	CURRENT TRANF.	TYPE/RATIO												
16	(METERING)	BURDEN-CLASS												
17	AMMETER	(TYPE/SCALE)												
18	POTENTIAL	TYPE/RATIO												
19	TRANSFORMER	BURDEN-CLASS												
20	VOLTMETER	(TYPE/SCALE)												
21	TRANSDUCER													
22	SYNCHRONIZING RELAY													
23	OVERCURRENT	TYPE												
24	RELAY													
25	CONTACTOR	TYPE												
26														
27	OVERLOAD RELAY	TYPE												
28		SETTING RANGE												
29	TRANSFORMER	TYPE/RATIO												
30		BURDEN-CLASS												
31	TERMINALS													2,5
32	POWER CABLE	MARK												P7007
33		SIZE/LEGHT (sqmm/m)												1,5
34	CONTROL CABLE	MARK												I7002
35		SIZE (sqmm)												1,5
36	INTERNAL POWER CONNECTION	(sqmm)												
37	SCHEMATIC DIAGRAM	(SHEET)												

QUESTO DISEGNO E' ESCLUSIVA PROPRIETA'
DELLA SOCIETA' M.E.B. Engineering s.r.l.
NE E' VIETATA LA DUPLICAZIONE
E LA DIFFUSIONE SENZA SUA AUTORIZZAZIONE
SCRITTA AI SENSI E PER GLI EFFETTI
DELL'ART. 2378 C.C.

Titolo / Title: SINGLE LINE DIAGRAM

Date: 10-4-2003

Disegnatore / Drawn:

Dis. n° / Dwg. n°: 27C003

Pg. n° / Sh. n°: 12 / 48

NIKOLAN MEHILLI PF
NIF: 91815009
Tel.: 0696062118

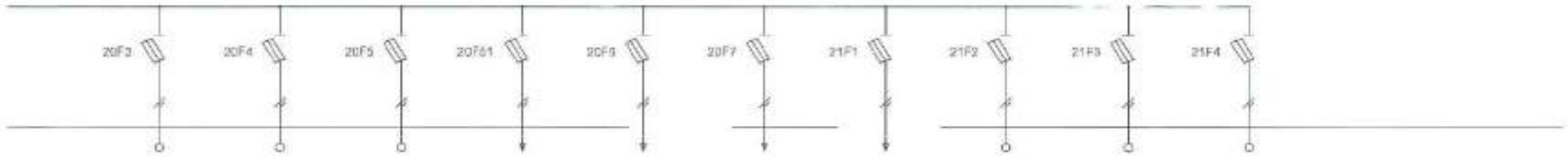

1	CUBICLE													
2	ITEM		17	18	19	20	21	22	23	23	23	23		
3	SERVICE		LT051402	LT051403	FT051401	FI051401	FQ051401	FI051402	FQ051402	SPARE	SPARE	SPARE		
4														
5	POWER/CURRENT	(KVA/A)												
6	ON LOAD SWITCH	TYPE/POLES												
7		In												
8	CIRCUIT BRAKER	TYPE/POLES												
9		RELAY TYPE												
10		RELAY SETTING RANGE												
11	AUX. CIRCUIT	TYPE/POLES												
12	BRAKER	RELAY TYPE												
13	AUX. FUSES	BASE	2x10x38	2x10x38	2x10x38	2x10x38	2x10x38	2x10x38	2x10x38					
14		FUSES	1Agl	1Agl	1Agl	1Agl	1Agl	1Agl	1Agl					
15	CURRENT TRANF.	TYPE/RATIO												
16	(METERING)	BURDEN-CLASS												
17	AMMETER	(TYPE/SCALE)												
18	POTENTIAL	TYPE/RATIO												
19	TRANSFORMER	BURDEN-CLASS												
20	VOLTMETER	(TYPE/SCALE)												
21	TRANSDUCER													
22	SYNCHRONIZING RELAY													
23	OVERCURRENT	TYPE												
24	RELAY													
25	CONTACTOR	TYPE												
26														
27	OVERLOAD RELAY	TYPE												
28		SETTING RANGE												
29	TRANSFORMER	TYPE/RATIO												
30		BURDEN-CLASS												
31	TERMINALS		2,5	2,5	2,5									
32	POWER CABLE	MARK	P7006	P7006	P7006									
33		SIZE/LEGHT (sqmm/m)	1,5	1,5	1,5									
34	CONTROL CABLE	MARK	I7003	I7004	I7001/C7003									
35		SIZE (sqmm)	1,5	1,5	1,5									
36	INTERNAL POWER CONNECTION	(sqmm)												
37	SCHEMATIC DIAGRAM	(SHEET)												

QUESTO DISEGNO E' ESCLUSIVA PROPRIETA'
DELLA SOCIETA' M.E.B. Engineering s.r.l.,
NE E' VIETATA LA DUPLICAZIONE
E LA DIFFUSIONE SENZA SUA AUTORIZZAZIONE
SCRITTA AI SENSI E PER GLI EFFETTI
DELL'ART.2575 C.C.

Titolo / Title: SINGLE LINE DIAGRAM

Data / Date: 10-4-2003

Dis. n° / Dwg. n°: 27C003

Disegnatore / Drawn:

Pg. n° / Sh. n°:

NIKOLJN MEHILLIPF
NIPT: K91815009I
Tel.: 0695062118

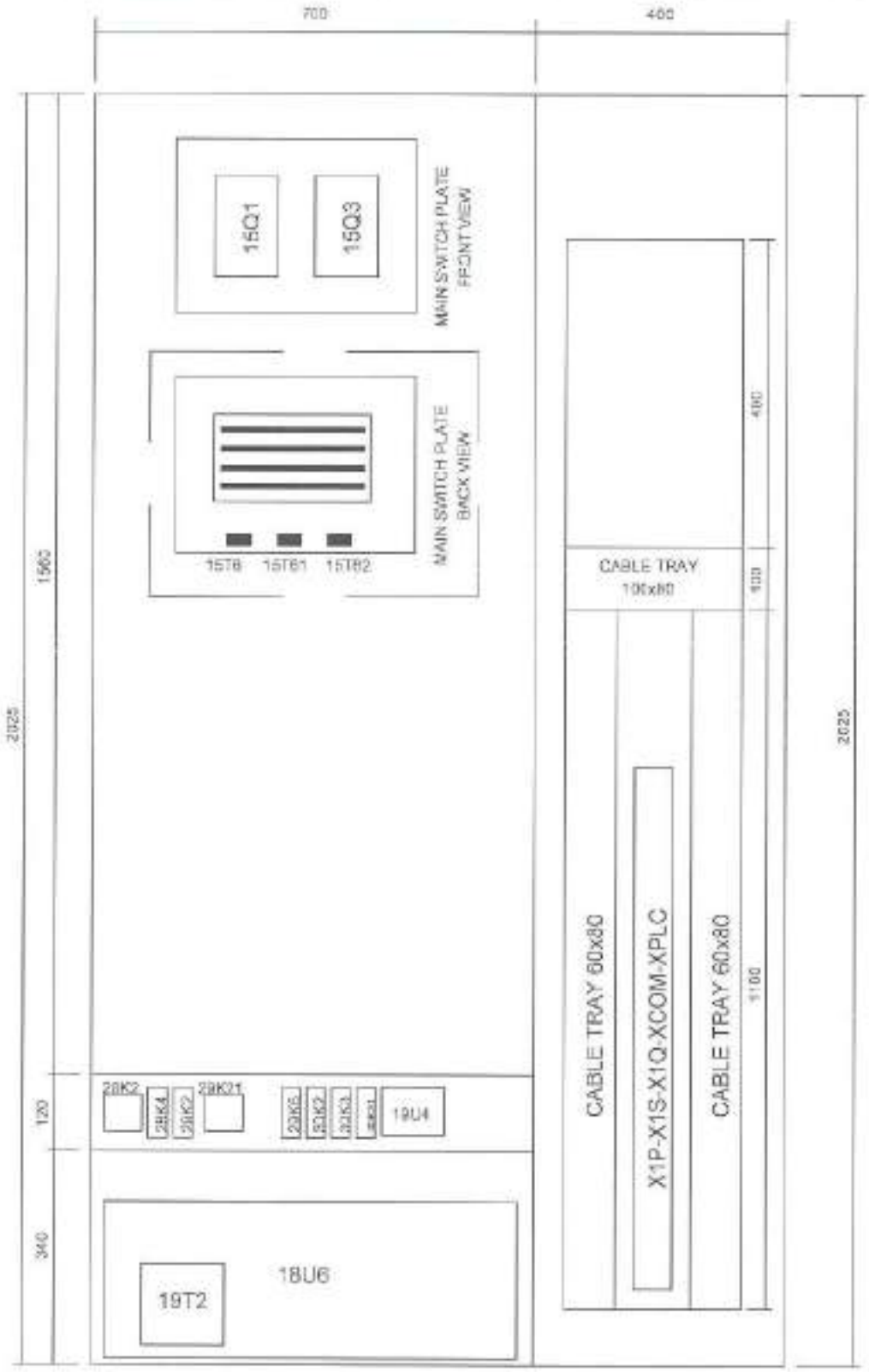

INTERNAL PLANIMETRY VIEW

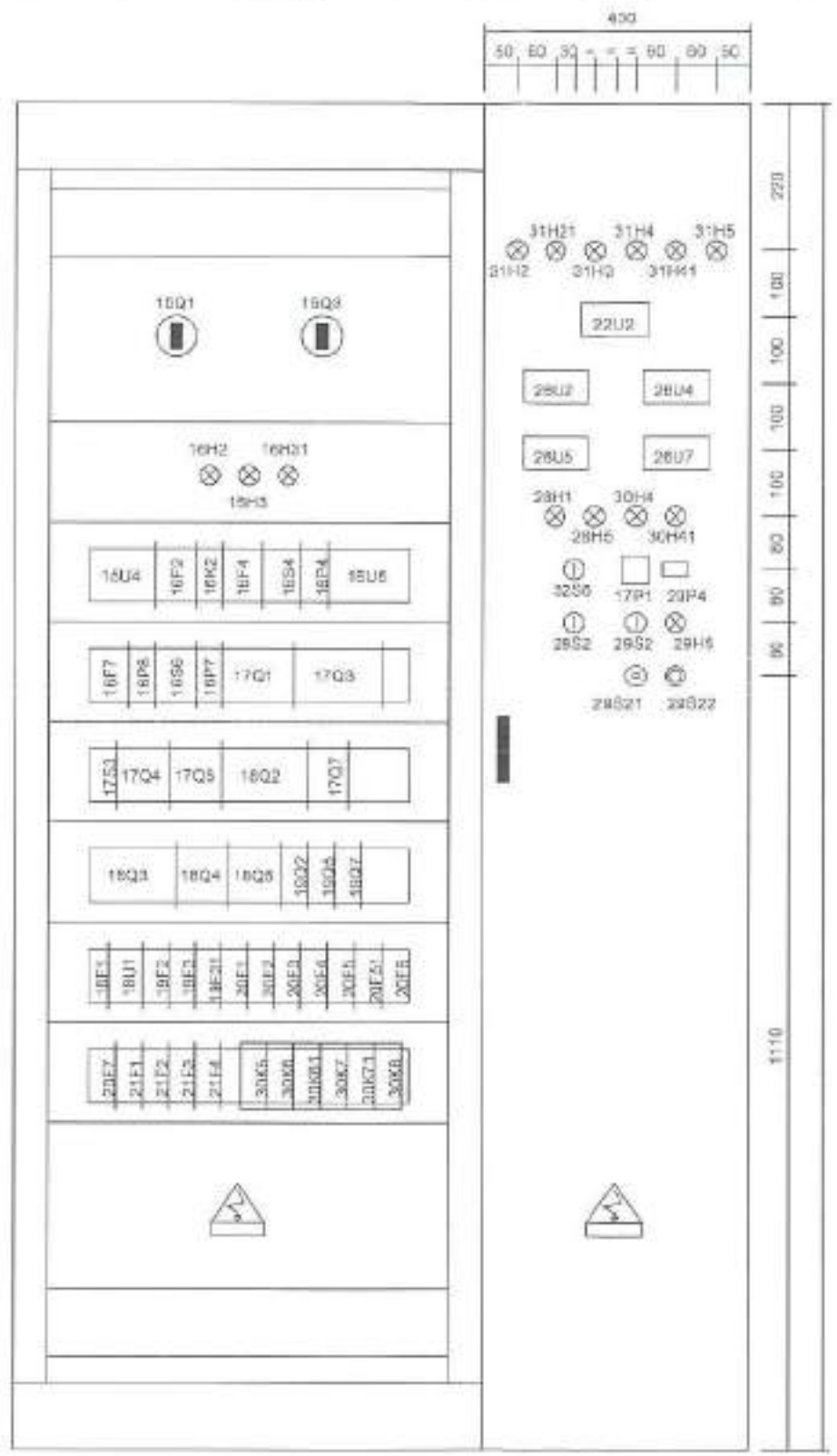

EXTERNAL PLANIMETRY VIEW

QUESTO DISEGNO E' ESCLUSIVA PROPRIETA'
DELLA SOCIETA' M.E.S. Engineering s.r.l.,
NE E' VIETATA LA DUPLICAZIONE
E LA DIFFUSIONE SENZA SUA AUTORIZZAZIONE
SCRITTA AI SENSI E PER GLI EFFETTI
DELL'ART. 2578 C.C.

Titolo / Title	INTERNAL/EXTERNAL PLANIMETRY VIEW	Data / Date	10-4-2003
Disegnatore / Drawn		Dis. n° / Dwg. n°	27C003
Pg. n° / Sh. n°	6 / 45		

NIKOLIN MEHILLI PE
NIPT K49181601091
Tel.: 0696862118

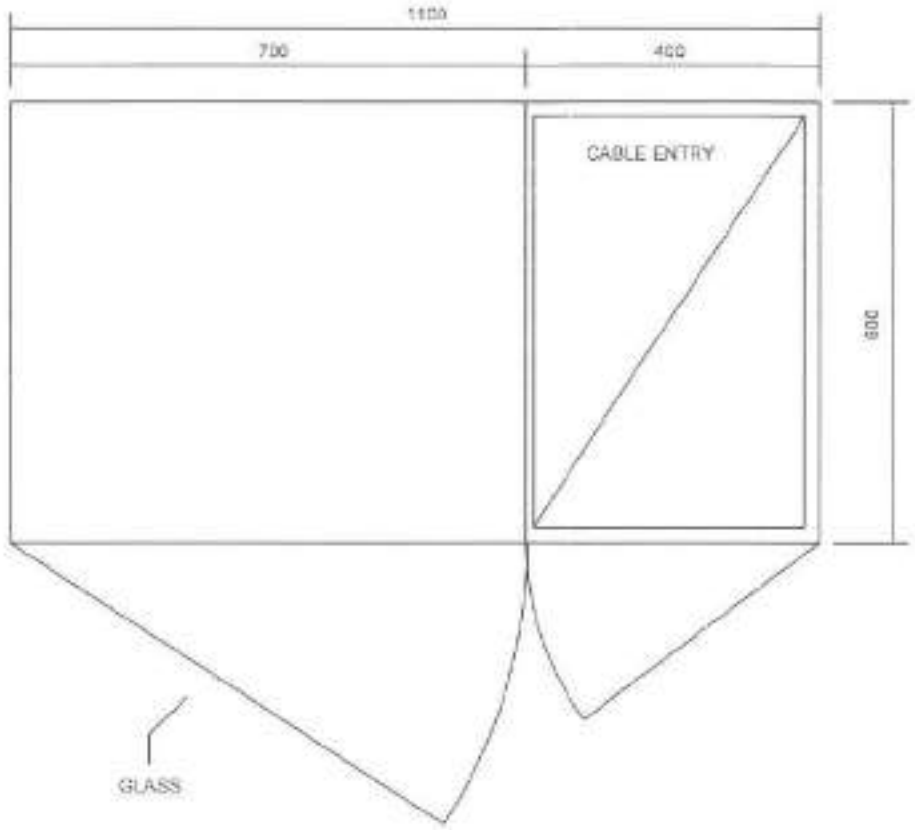

PLAN VIEW

QUESTO DISEGNO E' ESCLUSIVA PROPRIETA'
DELLA SOCIETA' M.E.B. Engineering s.r.l.
NE E' VIETATA LA DUPLICAZIONE
E LA DIFFUSIONE SENZA SUA AUTORIZZAZIONE
SCRITTA AI SENSI E PER GLI EFFETTI
DELL'ART. 2578 C.C.

Titolo / Title: CABINET PLAN VIEW	Data / Date: 10-4-2003	Dis. n° / Dwg. n°: 27C002	
Macchina box / mon type	Disegnatore / Drawn:	Pg. n° / Sh. n°: 7	

NIKOLINI MICHILLI PF
ANPT. 681815091
Tel.: 0696002138

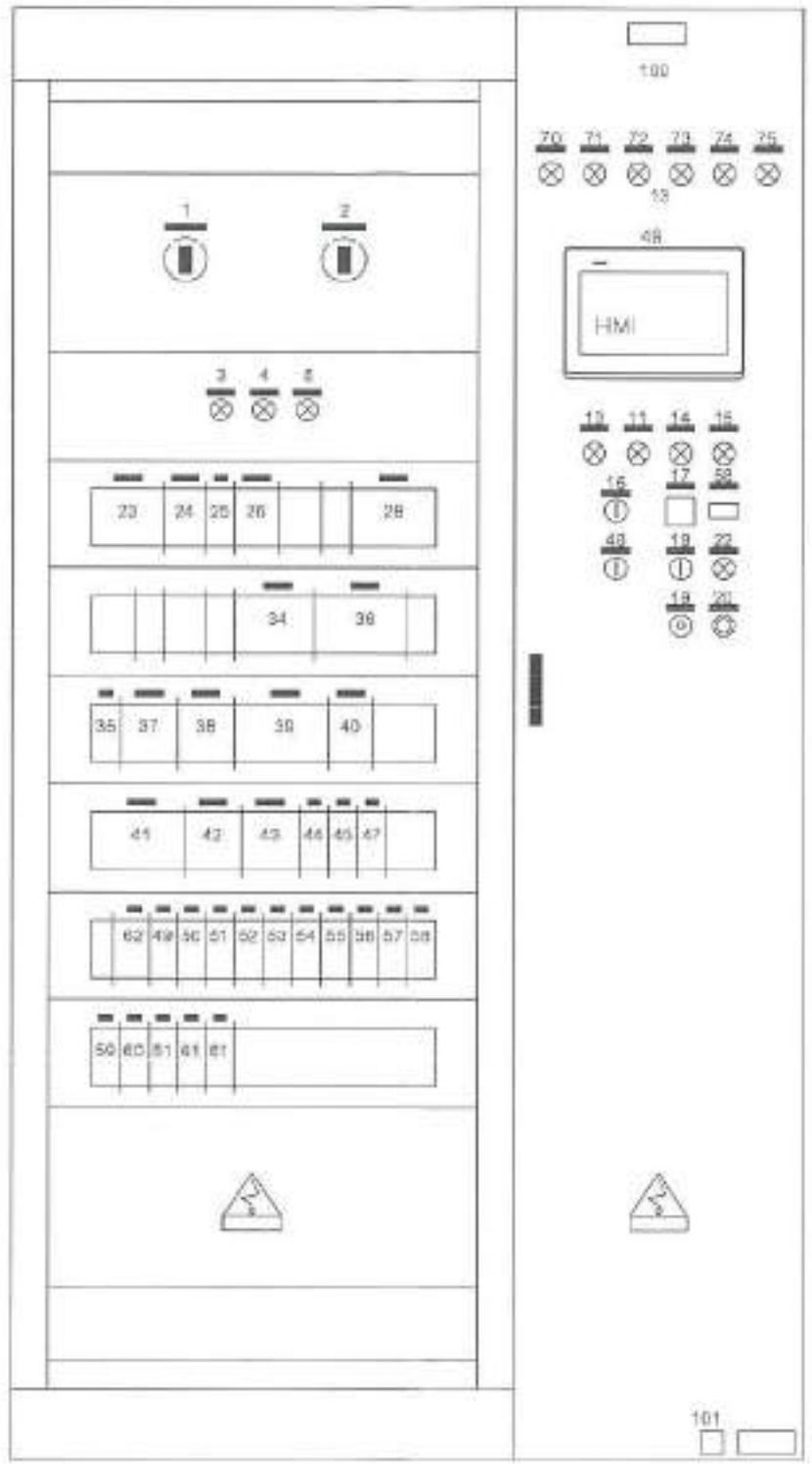

NAMEPLATES POSITIONS

QUESTO DISEGNO E' ESCLUSIVA PROPRIETA'
DELLA SOCIETA' M.E.B. Engineering s.r.l.,
NE E' VIETATA LA DUPLICAZIONE
E LA DIFFUSIONE SENZA SUA AUTORIZZAZIONE
SCRITTA AI SENSI E PER GLI EFFETTI
DELL'ART.2579 C.C.

Titolo / Title: NAMEPLATES POSITION	Data / Date: 10-4-2003	Dis. n° / Dwg. n°: 27C0	
Macchina / Plant Type	Disegnatore / Drawn:	Pg. n° / Sh. n°: 45	
Commessa / Job			

NIKOLIN MEHILLI PF
NIPT: K91815009I
TEL: 0696062118

1	2	3	4	5	6	7	8

REFERENCE DRAWINGS	
DRAWING TITLE	DRAWING N°
Symbol for Electrical Diagrams	BEB-SYM-04-000
RS3 Reservoir-Electrical Layout	BEB-RS3-04-300

No Rev	DESCRIPTION	DATE	Dwn	Chd	App
2	CHANGES REVIEW	18-11-2025	N.M.		
1	CHANGES AS BUILT	10-4-2003	M.C.	P.B.	A.B.
0	APPROVED AS PER AN 0245	1-8-2001	MEB	F.L.	A.B.
A	FIRST ISSUE	23-4-2001	MEB	F.L.	A.B.

REVISIONS

Employer

REPUBLIC OF ALBANIA
WATER SUPPLY AND
SEWERAGE ENTERPRISE OF KORÇA

Engineer's Approval

Approved by:

Checked by:

Drawn by:

Scale /

Project

KORÇA WATER SUPPLY AND
SEWERAGE PROJECT

Title

RS3 RESERVOIR
POWER AND CONTROL PANEL
IVS 05 15 01
WIRING DIAGRAM

DRAWING No.

BEB-RS3-04-320

QUESTO DISEGNO E' ESCLUSIVA PROPRIETA'
DELLA SOCIETA' M.E.B. Engineering s.r.l.
NE E' VIETATA LA DUPLICAZIONE
E LA DIFFUSIONE SENZA SUA AUTORIZZAZIONE
SCRITTA AI SENSI E PER GLI EFFETTI
DELL'ART 2576 C.C.

Titolo / Title: COVER PAGE

Macchina / Mach. type

Commessa / Job

Data / Date: 23-4-2001

Disegnatore / Drawn:

Dis. n° / Dwg. n°: 27C00

Pg. n° / Sh. n°: 44

NIKOLLI & MEHILLI LPF
NIPT: L42018120 9X
+355 69 606 8118

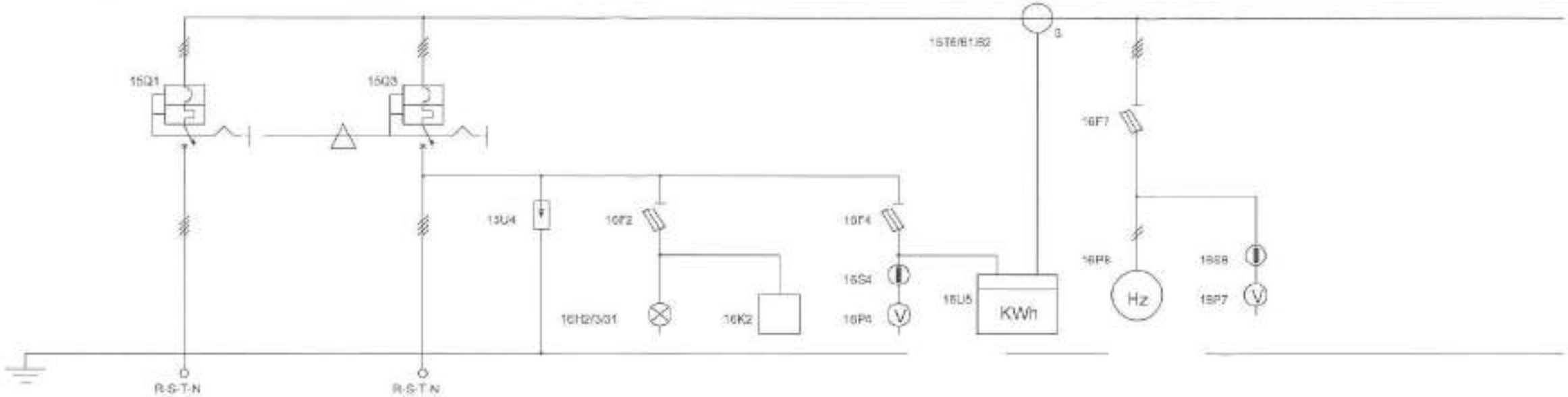

1	CUBICLE													
2	ITEM		0A		0B									
3	SERVICE		MAIN FROM		MAIN FROM	SURGE	POWER	POWER ON	VOLT	ENERGY	FREQUENCY	VOLT		
4			EMC		POLE TRANSF.	ARRESTER	ON	RELAY	METER	METER	METER	METER		
5	POWER/CURRENT	(KVA/A)	50/72		50/72									
6	ON LOAD SWITCH	TYPE/POLES												
7		In												
8	CIRCUIT BRAKER	TYPE/POLES	4		4									
9		RELAY TYPE	80		80									
10		RELAY SETTING RANGE	64..80		64..80									
11	AUX. CIRCUIT	TYPE/POLES												
12	BRAKER	RELAY TYPE												
13	AUX. FUSES	BASE					3+Nx10x38		3+Nx10x38		3+Nx10x38			
14		FUSES					1A		1A		1A			
15	CURRENT TRANF.	TYPE/RATIO								100/5A				
16	(METERING)	BURDEN-CLASS								0,5				
17	AMMETER	(TYPE/SCALE)												
18	POTENTIAL	TYPE/RATIO												
19	TRANSFORMER	BURDEN-CLASS												
20	VOLTMETER	(TYPE/SCALE)												
21	TRANSDUCER													
22	SYNCHRONIZING RELAY													
23	OVERCURRENT	TYPE												
24	RELAY													
25	CONTACTOR	TYPE												
26														
27	OVERLOAD RELAY	TYPE												
28		SETTING RANGE												
29	TRANSFORMER	TYPE/RATIO												
30		BURDEN-CLASS												
31	TERMINALS		25		25									
32	POWER CABLE	MARK	P8002		P8001									
33		SIZE/LEGHT (sqmm/m)	10		10									
34	CONTROL CABLE	MARK												
35		SIZE (sqmm)												
36	INTERNAL POWER CONNECTION	(sqmm)												
37	SCHEMATIC DIAGRAM	(SHEET)												

QUESTO DISEGNO E' ESCLUSIVA PROPRIETA'
DELLA SOCIETA' M.E.B. Engineering s.r.l.,
NE E' VIETATA LA DUPLICAZIONE
E LA DIFFUSIONE SENZA SUA AUTORIZZAZIONE
SCRITTA AI SENSI E PER GLI EFFETTI
DELL'ART.2575 C.C.

Titolo / Title: SINGLE LINE DIAGRAM

Data / Date: 10-4-2003

Disegnatore / Drawn:

Dis. n° / Dwg. n°: 27C004

Pg. n° / Sh. n°: 1 / 1

NIKOLAY MIHILLIPF
NPI: K91813000
Tel.: 0696062118

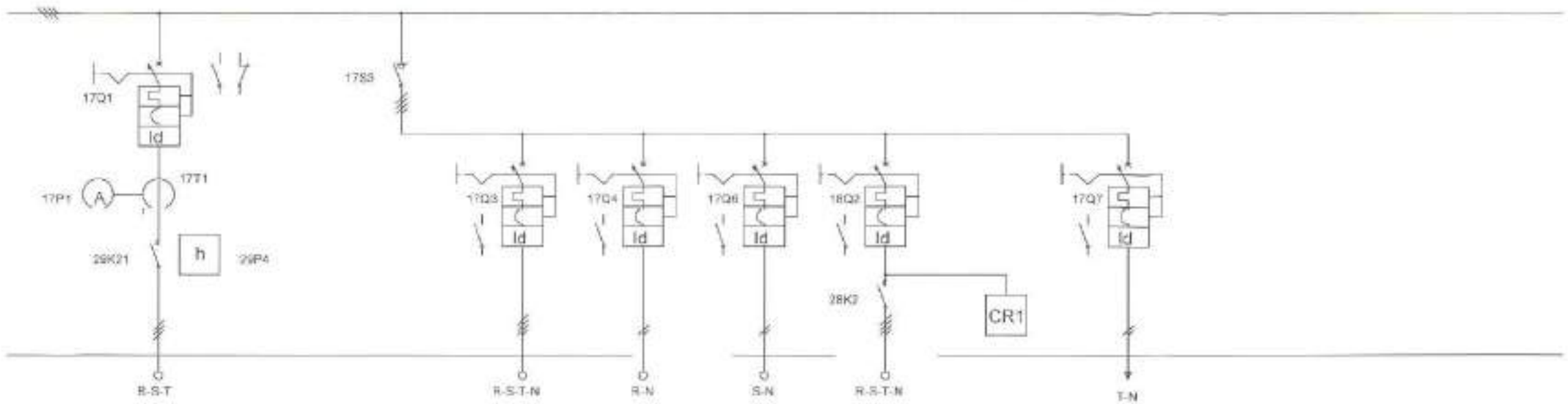

1	CUBICLE													
2	ITEM		1			2	3	4	5		6			
3	SERVICE		SUMP PUMP		MAIN	SOCKET	SOCKET	INTERNAL	OUTDOOR	CREPUSCOLAR	CABINET			
4			PUM-05-15-01			OUTLET	OUTLET	LIGHTING	LIGHTING		HEATER			
5	POWER/CURRENT	(KVA/A)	0,55/1,5											
6	ON LOAD SWITCH	TYPE/POLES			4									
7		In			32									
8	CIRCUIT BRAKER	TYPE/POLES	3			4	2	2	4		2			
9		RELAY TYPE	4											
10		RELAY SETTING RANGE				16-C-0,03	16-C-0,03	10-C-0,03	16-C-0,03		1-C-0,03			
11	AUX. CIRCUIT	TYPE/POLES												
12	BRAKER	RELAY TYPE												
13	AUX. FUSES	BASE												
14		FUSES												
15	CURRENT TRANF.	TYPE/RATIO												
16	(METERING)	BURDEN-CLASS												
17	AMMETER	(TYPE/SCALE)												
18	POTENTIAL	TYPE/RATIO												
19	TRANSFORMER	BURDEN-CLASS												
20	VOLTMETER	(TYPE/SCALE)												
21	TRANSDUCER													
22	SYNCHRONIZING RELAY													
23	OVERCURRENT	TYPE												
24	RELAY													
25	CONTACTOR	TYPE	3											
26			AC3											
27	OVERLOAD RELAY	TYPE												
28		SETTING RANGE												
29	TRANSFORMER	TYPE/RATIO												
30		BURDEN-CLASS												
31	TERMINALS		4			4	4	4	4	2,5				
32	POWER CABLE	MARK				P8003	P8004	L8001	L8002					
33		SIZE/LEGHT (sqmm/m)	4			2,5	2,5	2,5	2,5					
34	CONTROL CABLE	MARK								C8001				
35		SIZE (sqmm)								1,5				
36	INTERNAL POWER CONNECTION	(sqmm)												
37	SCHEMATIC DIAGRAM	(SHEET)												

10

QUESTO DISEGNO E' ESCLUSIVA PROPRIETA'
DELLA SOCIETA' N.E.B. Engineering s.r.l.,
NE E' VIETATA LA DUPLICAZIONE
E LA DIFFUSIONE SENZA SUA AUTORIZZAZIONE
SCRITTA AI SENSI E PER GLI EFFETTI
DELL'ART 2578 C.C.

Titolo / Title: SINGLE LINE DIAGRAM

Data / Date: 10-4-2003

Dis. n° / Dwg. n°: 27C004

Disegnatore / Drawn:

Pg. n° / Sh. n°: 11 di / of 44

NIKOLIA MELLIPF
Tel.: 0696062118

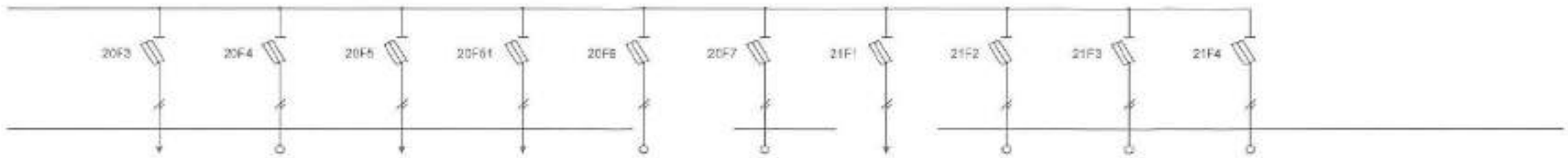

1	CUBICLE													
2	ITEM		17	18	19	20	21	22	23	23	23	23		
3	SERVICE		FQ061501	FT061502	FI061502	FQ061502	LT061501	LT061502	PI061501	SPARE	SPARE	SPARE		
4														
5	POWER/CURRENT	(KVA/A)												
6	ON LOAD SWITCH	TYPE/POLES												
7		In												
8	CIRCUIT BRAKER	TYPE/POLES												
9		RELAY TYPE												
10		RELAY SETTING RANGE												
11	AUX. CIRCUIT	TYPE/POLES												
12	BRAKER	RELAY TYPE												
13	AUX. FUSES	BASE	2x10x38	2x10x38	2x10x38	2x10x38	2x10x38	2x10x38	2x10x38					
14		FUSES	1Agl	1Agl	1Agl	1Agl	1Agl	1Agl	1Agl					
15	CURRENT TRANF.	TYPE/RATIO												
16	(METERING)	BURDEN-CLASS												
17	AMMETER	(TYPE/SCALE)												
18	POTENTIAL	TYPE/RATIO												
19	TRANSFORMER	BURDEN-CLASS												
20	VOLTMETER	(TYPE/SCALE)												
21	TRANSDUCER													
22	SYNCHRONIZING RELAY													
23	OVERCURRENT	TYPE												
24	RELAY													
25	CONTACTOR	TYPE												
26														
27	OVERLOAD RELAY	TYPE												
28		SETTING RANGE												
29	TRANSFORMER	TYPE/RATIO												
30		BURDEN-CLASS												
31	TERMINALS			2,5			2,5	2,5						
32	POWER CABLE	MARK		P8006			P8007	P8008						
33		SIZE/LEGHT (sqmm/m)		1,5			1,5	1,5						
34	CONTROL CABLE	MARK		I8002			I8003	I8004						
35		SIZE (sqmm)		1,5			1,5	1,5						
36	INTERNAL POWER CONNECTION	(sqmm)												
37	SCHEMATIC DIAGRAM	(SHEET)												

12

QUESTO DISEGNO E' ESCLUSIVA PROPRIETA'
DELLA SOCIETA' N.E.B. Engineering s.r.l.,
NE E' VIETATA LA DUPLICAZIONE
E LA DIFFUSIONE SENZA SUA AUTORIZZAZIONE
SCRITTA AI SENSI E PER GLI EFFETTI
DELL'ART. 2576 C.C.

Titolo / Title: SINGLE LINE DIAGRAM

Data / Date: 10-4-2003

Dis. n° / Dwg. n°: 270004

Disegnatore / Drawn:

Pg. n° / Sh. n°: 13 di / of 44

NIKOLIN MEHILLI PF
NIPT: K91875009I
Tel.: 0696062118

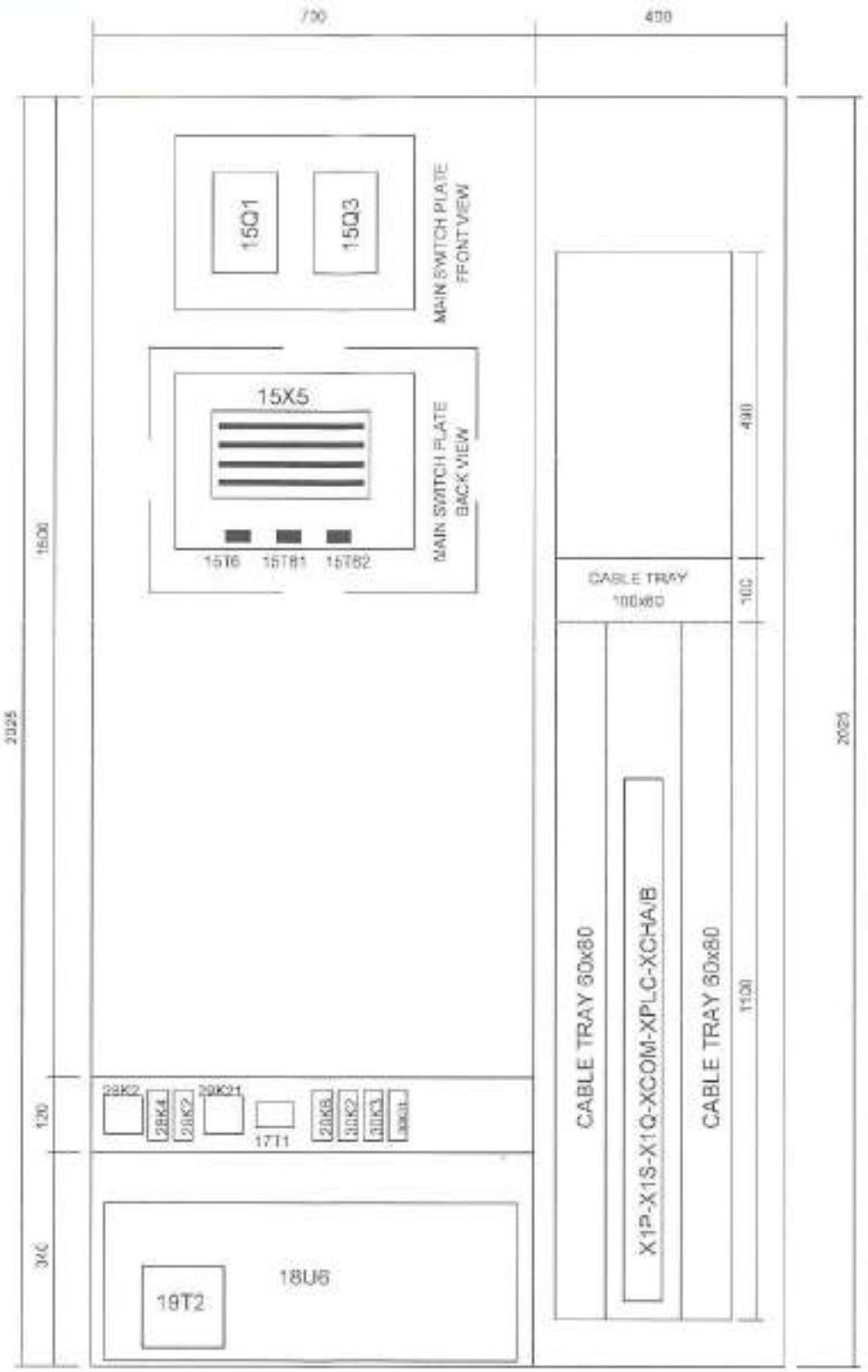

INTERNAL PLANIMETRY VIEW

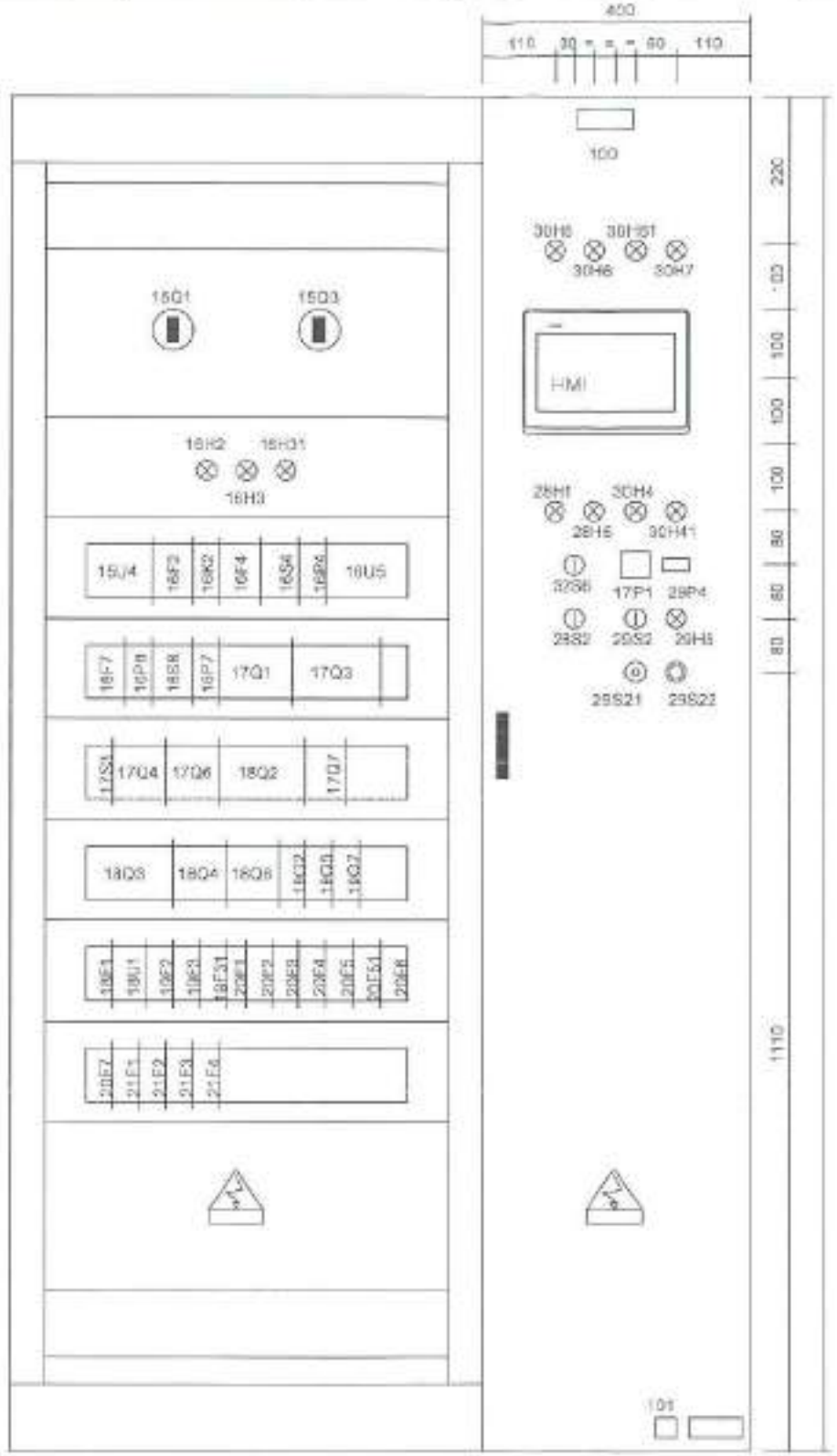

EXTERNAL PLANIMETRY VIEW

NIKOLINI MEHILLI PE
NIPT: K91815009I
Tel.: 0696062118

QUESTO DISEGNO E' ESCLUSIVA PROPRIETA'
DELLA SOCIETA' M.E.B. Engineering s.r.l.,
NE E' VIETATA LA DUPLICAZIONE
E LA DIFFUSIONE SENZA SUA AUTORIZZAZIONE
SCRITTA AI SENSI E PER GLI EFFETTI
DELL'ART.2576 C.C.

Titolo / Title	INTERNAL/EXTERNAL PLANIMETRY VIEW	Data / Date	10-4-2003
		Disegnatore / Drawn	
		Dis. n° / Dwg. n°	27C004
		Pg. n° / Sh. n°	6 di / of 44

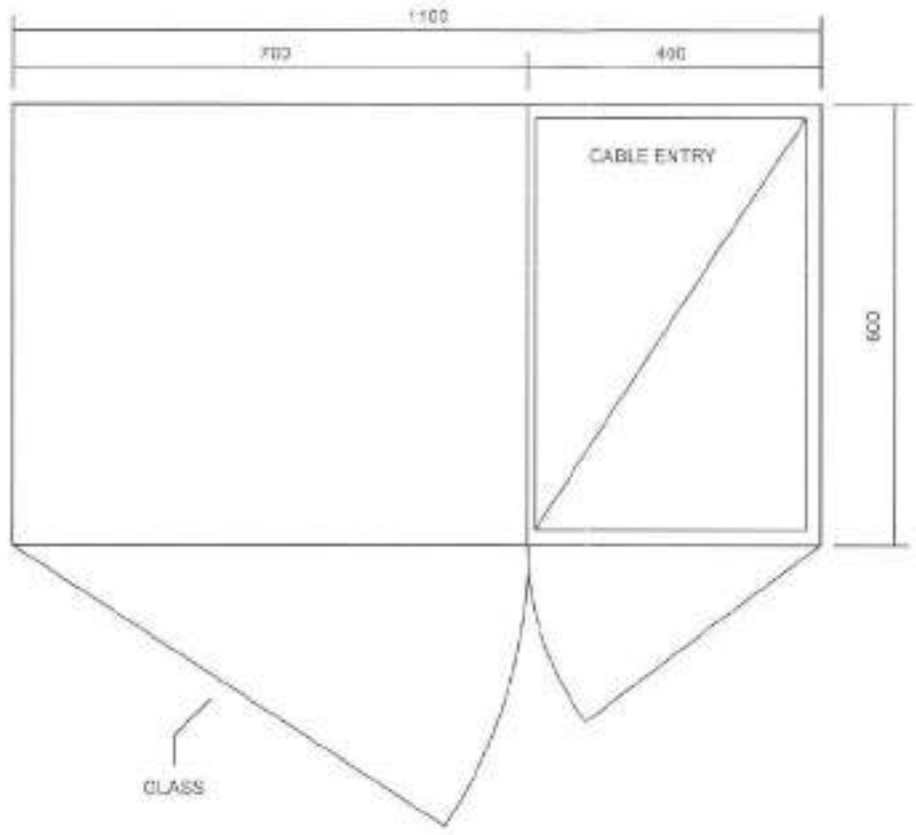

PLAN VIEW

NIKOLIN MENILLI PF
NIPT: K91815009I
Tel.: 0696062118

QUESTO DISEGNO E' ESCLUSIVA PROPRIETA'
DELLA SOCIETA' M.E.B. Engineering s.r.l.,
NE E' VIETATA LA DUPLICAZIONE
E LA DIFFUSIONE SENZA SUA AUTORIZZAZIONE
SCRITTA AI SENSI E PER GLI EFFETTI
DELL'ART.2576 C.C

Titolo / Title: CABINET PLAN VIEW	Data / Date: 10-4-2003	Dis. n° / Dwg. n°: 27C004	
	Disegnatore / Drawn:	Pg. n°: 7 di / of 44	
		Sh. n°:	

PAGINA LASCIATA
INTENZIONALMENTE
BIANCA

PAGE LEFT
INTENTIONALLY
BLANK

NIKOLIN MEHILLI PF
NIPT: K91813009I
Tel.: 0696062118

QUESTO DISEGNO E' ESCLUSIVA PROPRIETA'
DELLA SOCIETA' M.E.B. Engineering s.r.l.
NE E' VIETATA LA DUPLICAZIONE
E LA DIFFUSIONE SENZA SUA AUTORIZZAZIONE
SCRITTA AI SENSI E PER GLI EFFETTI
DELL'ART. 2575 C.C.

Titolo / Title: SPARE PAGE	Data / Date: 10-4-2003	Dis. n° / Dwg. n°: 27C004	
Material type / Part Type	Disegnatore / Drawn:	Pg. n° / Sh. n°: 9 di / of 44	
Commessa / Job			