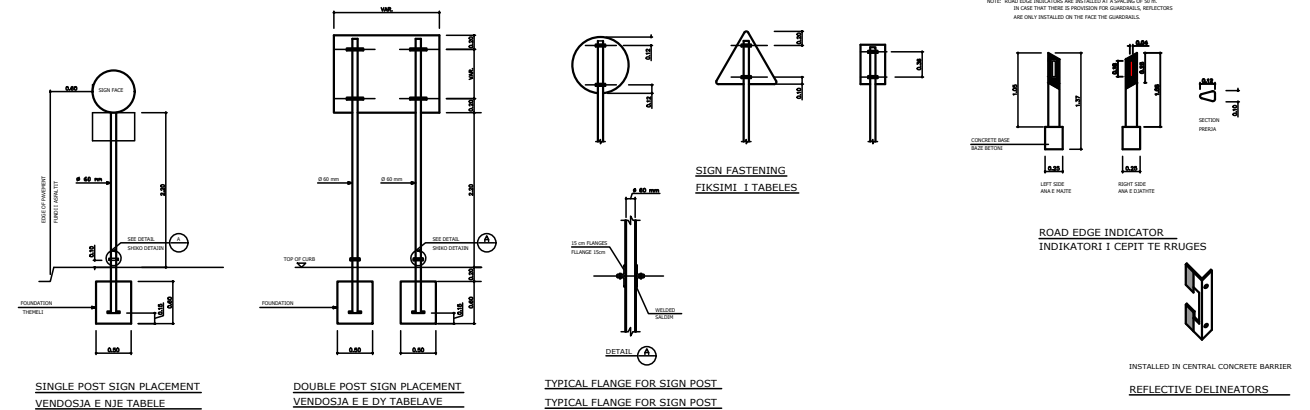


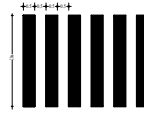
SINJALISTIKA - DETAJE

Normal	1.5	1	22	40	150	18
	N	R1	R2	R3	P	S
	15.5	8	13	2	6.5	38

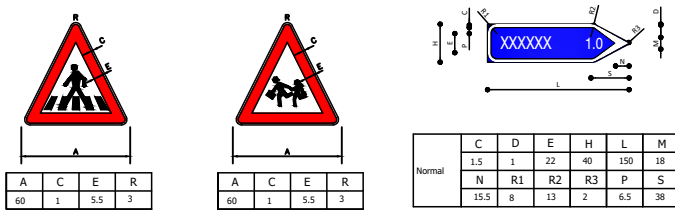
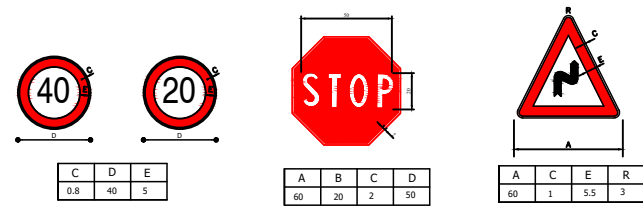

STANDARD SIGN SHENJAT STANDARDE



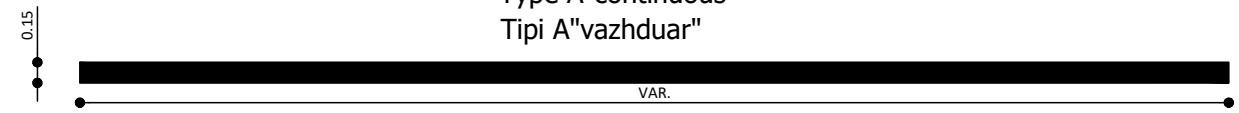
PEDESTRAIN CROSSING KALIMI KEMBESORIVE




VJEZIMI NE KUFIJETE E RRUGES Tipi A"vazhduar"



STRIP OF MARGIN OF THE ROAD VIJEZIMI NE KUFIJETE E RRUGES Type A"continuous" Tipi A"vazhduar"



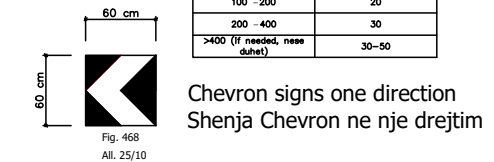
ROAD MARKING ACCORDING ARDM 6 VIJEZIMI I RRUGEVE SIPAS ARDM 6



COMPLEMENTARY SIGN TABELAT PLOTESUESE

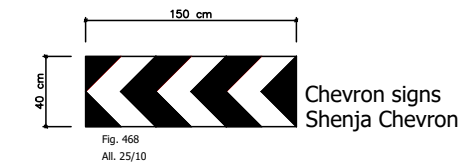
Sign: white reflective
Background: black
Tabela: e bardhe reflektive
Sfondi : e zeze

Positioning of chevron sign Pozicioni i shenjave Chevron	
Radius of curve(m) Rrezja e kthesës (m)	Longitudinal distance (m) Distanca (m)
30 - 50	8
50 - 100	12
100 - 200	20
200 - 400	30
>400 (if needed, see duhet)	30-50



ADDITIONAL PANEL TABELAT SHTESE

Background: white reflective
Sfondi: e bardhe reflektive



ARROW SIGN TABELAT SHIGJETE

Background: green reflective
Letter: black
Sfondi: jeshile reflektive
Teksti: e zeze

